



# Woolverton Nursery

2018-2019  
Catalogue





# Welcome to Woolverton Nursery

As we set our eyes on the upcoming year, we are thankful for God and for His faithfulness through every highlight and challenge in 2018. We all enjoy the blessings of our society and economy that are based on His principles.

We look forward to 2019 and we hope that we will have the opportunity to work with you and provide you with great plants. We've continued to expand our product line (check out the list of new varieties!), and behind the scenes, we've expanded our growing space, added new equipment, refined processes, and invested in training for our employees.

**Feel free to come  
for a visit.**

John & Crystal  
Van Ryn

## New Varieties

### Evergreens

Soft Serve False Cypress - PW

Fuzzball Russian Carpet

### Flowering Shrubs

Flutterby Petite Blue Heaven  
Butterfly Bush

Sugar Shack Buttonbush - PW

Einsten Summersweet

Arctic Sun Dogwood - PW

Winecraft Black Smokebush - PW

Firefly Nightglow Bush  
Honeysuckle - BE

Temple of Bloom Seven Son  
Flower - PW

Purple Pillar Rose of Sharon - PW

Tahiti Rose of Sharon - FE

Lime Rickey Hydrangea - PW

Incrediball Blush Hydrangea - PW

Invincibelle Ruby Hydrangea - PW

Limetta Hydrangea - PW

Wee White Hydrangea - PW

Mini Mauvette Hydrangea - PW

Gatsby Pink Oakleaf Hydrangea - PW

Double Flowering Kerria

Golden Corkscrew Willow

Glow Girl Birch Leaf Spirea - PW

Brandywine Viburnum - PW

Electric Love Weigela - BE

### Trees

Rosy Teacups Flowering  
Dogwood

Jon Jon Magnolia

Crimson Sunset Maple

Dwarf Columnar Hornbeam

Saffron Sentinel Cornelian Cherry

Franklin Tree

Espresso Kentucky Coffee Tree

Red Delicious Apple

Kwanzan Flowering Tree

Dragon Tears Japanese Maple

Kiyo Hime Japanese Maple

Tsukasa Silhouette Japanese  
Maple



# Honesty, Service, Quality product

## Here's what you can expect...

A family run company, built on hard work, honesty, and the earnest desire to serve our customers well.

A great selection for both garden centres and landscapers. We have a wide array of landscape staples plus some of those hard-to-find plants.

Quality plants. You can expect consistent plant sizes that are vigorous and not pushed too hard, so they stay looking good after arriving at your garden centre or planted in your customers landscape plan.


All our plants are shipped with descriptive tags, most with pictures. Price tags also available.

We deliver our own product using our own drivers and trucks. This keeps shipping charges minimal.

Great prices. Our prices are some of the best offered.

3% COD discount for Spring orders.

Get your Spring order in early, some items sell out quick.



## Table of Contents

Broadleaf Evergreens	1
Evergreens/Conifers	2
Deciduous/Flowering Shrubs	6
Beech, Magnolia, Flowering Dogwood, Redbuds	13
Deciduous Trees	14
Deciduous Standards	17
Evergreen Standards	18
Topiaries	18
Japanese Maples	19
Vines	20
Groundcovers	20
Grasses	21
Perennials	21

***WLV Pick - Some of our Favourites***



	Variety	Zone	Size	Price (\$)
<b><i>Broadleaf Evergreens</i></b>				
<b>Boxwood - Clembrook</b>	<i>Buxus x Clembrook</i>	5	2gal	12.00
Rich green foliage with blue-ish tinge, more upright, tight form and medium growth rate				
<b>Boxwood - Green Gem</b>	<i>Buxus x 'Green Gem'</i>	4	20/25cm ct.	12.00
Tidy, slow-growing globe shaped shrub. Small leaves, very hardy				
<b>Boxwood - Chicagoland Green</b>	<i>Buxus x 'Glencoe'</i>	4	1gal	6.00
Similar leaf to Green Velvet, though it grows taller and rounder than Velvet				
<b>Boxwood - Green Mountain</b>	<i>Buxus x 'Green Mountain'</i>	4	18tray 3.5"	1.75
Dense, upright form with bright green leaves that retain their color through winter				
			1gal	5.50
			25cm ct	12.00
			30cm ct.	16.50
			40cm ct	20.00
			50cm B+B ct	40.00
<b>Boxwood - Green Mountain - Coned</b>	<i>Buxus x 'Green Mountain'</i>	4	TBD	
Dense, upright form with bright green leaves, trimmed into cone shape				
<b>Boxwood - Green Velvet</b>	<i>Buxus x 'Green Velvet'</i>	4	1gal	5.50
Full-bodied rounded shrub, bright green new growth, great hedging or as a specimen				
			25cm ct (2g.)	12.00
			30cm ct. (3g.)	16.50
			40cm ct (5g.)	20.00
<b>Boxwood - Justin Bouwers</b>	<i>Buxus microphylla 'Justin Bouwers'</i>	5	1gal	6.00
Very dwarf, tiny leaves of bright green				
<b>Boxwood - Winter Gem</b>	<i>Buxus microphylla koreana 'Winter Gem'</i>	4b	1gal	5.50
Loved for its glossy leaves, rich green foliage turns bronze in winter, faster growing				
			1gal True	6.50
			2gal	11.00
			3gal 30cm	16.00
			40cm ct	20.00
<b>Boxwood - Variegated</b>	<i>Buxus sempervirens 'Elegantissima'</i>	5b	1gal 15cm	8.00
Small dark green leaves are bordered by an irregular creamy white variegation				
			2gal	15.00
			5gal 40cm	28.00
			50/60cm ct	42.00
<b>Coral Beauty Cotoneaster</b>	<i>Cotoneaster dammeri 'Coral Beauty'</i>	4	2gal 30cm	9.00
White flowers in June change to coral berries in fall, groundcover with arching branches to 24" tall				
<b>Bearberry Cotoneaster</b>	<i>Cotoneaster dammeri</i>	4	1gal	6.00
Good groundcover, dark green semi-gloss leaves, adaptable to any soil, 8-12" mature height				
<b>Wintercreeper Euonymus</b>	<i>Euonymus coloratus</i>	5	2gal 30cm	9.00
Evergreen ground cover, purplish foliage in winter				
<b>Emerald Gaiety Euonymus</b>	<i>Euonymus fortunei 'Emerald Gaiety'</i>	4	1gal	6.50
Good shrub for a hedge, vine or groundcover, green foliage edged in white, evergreen				
			2gal 25cm	13.50
<b>Emerald N Gold Euonymus</b>	<i>Euonymus fortunei 'Emerald 'n' Gold'</i>	4	1gal	6.50
Gold edged evergreen leaves, vigorous shrub for hedging, will climb or act as a groundcover				
			2gal 25cm	13.50
<b>Moonshadow Euonymus</b>	<i>Euonymus fortunei 'Moonshadow'</i>	4	1gal	6.50
A more low and compact wintercreeper, dark green with yellow centred leaves				
			2gal 25cm	13.50
<b>Blue Prince / Blue Princess Holly</b>	<i>Ilex x meserveae 'Blue Prince' &amp; 'Blue Princess'</i>	5	2gal 30/40cm	12.50
Pot contains one of each cultivar, 'self-pollinating', dark red berries in fall				
<b>Dorothy Wycoff Pieris</b>	<i>Pieris japonica 'Dorothy Wycoff'</i>	4b	2gal 40cm	15.00
Compact Pieris, in early spring flowers buds are dark red and open to light pink blooms				
<b>Prelude Pieris</b>	<i>Pieris japonica 'Prelude'</i>	5	2gal 25cm	15.00
Dwarf tight growing variety, new leaves emerge pink, white flowers in spring				
<b>Valley Rose Pieris</b>	<i>Pieris japonica 'Valley Rose'</i>	5	2gal 30/40cm	15.00
Compact form, light pink hanging flowers in spring, bright pink new growth				
<b>Little Heath Pieris</b>	<i>Pieris japonica 'Little Heath'</i>	5	2gal 30cm	15.00
Dwarf variegated pieris with white margined leaves, white flowers in early spring				
<b>Mountain Fire Pieris</b>	<i>Pieris japonica 'Mountain Fire'</i>	5	2gal 30cm	15.00
New growth is a vivid orange-red colour, flowers are white, blooms early spring				
			3gal 50cm	21.00



Variety	Zone	Size	Price (\$)
---------	------	------	------------

**Explanations**

- F.P. indicates a field dug plant into a fibre pot with the field soil as its pot medium.
- ct. describes when a plant is field dug and containerized into a plastic pot with growing medium and fertilizer.
- B+B(ct.) is a plant dug and wrapped in burlap in spring and placed in a plastic container with grow medium.
- HD refers to head size of a plant, GH is for Graft Height, STD is for standard or top grafted variety.

**Broadleaf Evergreens**

<b>PJM Compact Rhododendron</b> Similar to Elite but with lighter purple flowers, full growing and tough	<i>Rhododendron compacta</i>	4	2gal 40cm	13.00
<b>PJM Elite Rhododendron</b> Low growing and more densely branched than PJM, purple flowers	<i>Rhododendron 'PJM Elite'</i>	4	2gal 25cm 2gal 40cm	10.00 13.00
<b>Ramapo Dwarf Rhododendron</b> Small in stature to 2' tall, numerous purple spring flowers	<i>Rhododendron 'Ramapo'</i>	4	2gal 30cm	13.00
<b>Cunningham White</b> White flowers in late spring, compact growth and hardy	<i>Rhododendron 'Cunningham White'</i> <b>WLV PICK</b>	5	1gal 15cm 3gal 40cm	8.00 20.00
<b>Maximum Roseum Rhododendron</b> Hardy pink flowering variety, grows taller than wide, sun tolerant, later flowering than most	<i>Rhododendron 'Maximum Roseum'</i>	5	5gal 60cm	30.00
<b>Boule de Neige Rhododendron</b> Large white flowers in late spring	<i>Rhododendron 'Boule de Neige'</i>	5	2gal 30cm	16.50
<b>Nova Zembla Rhododendron</b> Rich red-fuchsia flowers in mid spring	<i>Rhododendron 'Nova Zembla'</i>	5	1gal 15cm	8.00
<b>Roseum Elegans Rhododendron</b> Vigorous variety with rosy purple blooms	<i>Rhododendron 'Roseum Elegans'</i>	5	1gal 2gal 30/40cm 10g 90cm	8.00 16.50 85.00

**Evergreens/Conifers**

<b>Fernspray Gold False Cypress</b> Bright Yellow (with tinge of orange) sprays of foliage and compact form	<i>Chamaecyparis obtusa 'Fernspray Gold'</i>	5	2/3gal 30cm	17.50
<b>Compact Hinoki False Cypress</b> Upright and broad, rounded foliage, fuller and shorter than gracilis	<i>Chamaecyparis obtusa compacta</i>	5	110cm B+B ct 165cm B+B ct	85.00 115.00
<b>Dwarf Hinoki False Cypress</b> Slow-growing, irregular globose form, upright with age, rich green cupped new growth	<i>Chamaecyparis obtusa 'Nana Gracilis'</i>	4	2gal 20cm	20.00
<b>Soft Serve False Cypress - PW</b> Soft fern like foliage of green-blue colour, grows loosely conical to 6-8' tall	<i>Chamaecyparis pisifera 'Dow Whiting'</i>	5	2gal 25cm	15.00
<b>Tempelhof Hinoki False Cypress</b> Dwarf, rounded plant with evergreen foliage in overlapping whorls, bronzy in winter	<i>Chamaecyparis obtusa 'Tempelhof'</i>	5	2gal 30cm 90cm B+B ct.	18.00 95.00
<b>Golden Glow Juniper</b> Predominately golden yellow foliage, spreading type, very bright	<i>Juniperus chinensis 'Golden Glow'</i>	4	2gal 25cm	10.50
<b>Icee Blue Juniper</b> Striking silver/blue foliage, true groundcover, tinged of purple in fall and winter	<i>Juniperus horizontalis 'Monber'</i>	3	1gal 15cm 2gal 25cm	7.00 11.00
<b>Holgers Juniper</b> Dense blue with tips of gold, pronounced colouration during new growth	<i>Juniperus horizontalis 'Holgers's'</i>	3	3gal 40cm	12.00
<b>Limeglow Juniper</b> Glowing yellow foliage with chartreuse base, orange tones in fall and winter, dwarf	<i>Juniperus horizontalis 'Limeglow'</i>	4	2gal 20cm	11.00
<b>Blue Rug Juniper</b> Prostrate blue branching covers the ground, tolerant of heat and drought	<i>Juniperus horizontalis 'Wiltonii'</i>	3	1gal 15m 2gal 25cm 3gal 30cm	6.00 10.00 12.00
<b>Mint Julep Juniper</b> Compact habit with arching branches that create a low fountain-like form	<i>Juniperus x media 'Mint Julep'</i>	2	1gal True 3gal 30/40cm	7.00 12.00
<b>Sea Green Juniper</b> Nice medium growing shrub, bluish hues in the green foliage	<i>Juniperus x media 'Sea Green'</i>	3	2gal 30cm 3gal 30/40cm	10.00 11.50



	Variety		Zone	Size	Price (\$)
<b><i>Evergreens/Conifers</i></b>					
<b>Daub's Frosted Juniper</b>	<i>Juniperus pfitzeriana 'Daub's Frosted'</i>		4	2gal 30cm	11.50
Appealing two-tone foliage of blue green older growth and bright yellow new growth					
<b>Old Gold Juniper</b>	<i>Juniperus pfitzeriana 'Old Gold'</i>		3	2gal 25cm	10.00
Bright yellow colour of the new growth is retained all year, very tough in dry sunny spots					
				3gal 30cm	11.00
				5gal 40cm	16.00
<b>Japanese Garden Juniper</b>	<i>Juniperus procumbens nana</i>		4	2gal 25cm	10.50
Bright green foliage on this groundcover evergreen, spreading to 3'					
				3gal 35cm	15.00
<b>Calgary Carpet Juniper</b>	<i>Juniperus sabina 'Monna'</i>		2	3gal 30cm	11.50
Low medium green soft foliage, very tough, great for groundcover					
<b>Blue Star Juniper</b>	<i>Juniperus squamata 'Blue Star'</i>		3	2gal 20/25cm	10.50
Dense steel blue dwarf					
<b>Pencil Point Juniper</b>	<i>Juniperus communis 'Compressa'</i>		4	2gal 40cm	16.00
Narrow upright with blue green foliage, stays tight with age, slower growing than other uprights					
<b>Spartan Juniper</b>	<i>Juniper Chinensis 'Spartan'</i>		4	7gal 90cm	35.00
Dense rich green foliage, strong plant, tough substitute for Emerald Cedars					
<b>Wichita Blue Juniper</b>	<i>Juniperus Scopulorum 'Wichita Blue'</i>		3	8gal 90cm	35.00
Frosty blue semi compact growing, most common blue upright to 12'					
<b>Fuzzball Russian Carpet Cypress</b>	<i>Microbiota decussata 'Condavis'</i>		4	2gal 25cm	12.00
Fuzzy bright green foliage, grows more bush like than Russian Carpet 18" high, 3' wide					
<b>Russian Carpet Cypress</b>	<i>Microbiota decussata</i>		4	3gal 25cm	10.50
Tough plant, low growing with soft green foliage, has bronze cast in the winter					
<b>Norway Spruce</b>	<i>Picea abies</i>	3g. Is park grade	2	90cm F.P.	45.00
Dark green tree, somewhat pendulous foliage with age					
				175cm W.B.	155.00
<b>Columnar Norway Spruce</b>	<i>Picea abies 'Cupressina'</i>	<b>WLV PICK</b>	3	2gal	28.00
Very narrow spruce with a tight branching habit, handles heavy snowloads					
				175cm B+B ct	140.00
				200cm B+B ct	155.00
				225cm W.B.	165.00
<b>Little Gem Spruce</b>	<i>Picea abies 'Little Gem'</i>		4	2gal 25cm	25.00
Medium green foliage, tight ball shaped dwarf plant					
<b>Dwarf Nest Spruce</b>	<i>Picea abies 'Nidiformis'</i>		3	3gal 25cm	12.00
Tight, many-layered dwarf form, nest-like, hardy and versatile					
<b>White Spruce</b>	<i>Picea glauca</i>		2	90cm ct sheared	35.00
Native Tree, medium green, very durable					
				100cm F.P.	50.00
				175cm W.B.	155.00
				225cm W.B.	235.00
<b>Weeping White Spruce</b>	<i>Picea glauca pendula</i>		3	140cm B+B ct	135.00
Straight leader (no staking needed), weeping branches in layered appearance					
<b>Alberta Spruce</b>	<i>Picea glauca 'Conica'</i>		4	1gal 30cm	6.50
Perfect cone-shaped dwarf spruce, excellent candidate for shaping					
				2gal 40cm	12.00
				3gal 50cm slim	14.00
				5gal 70cm	35.00
				7gal 90cm	50.00
				15gal 150cm	105.00
<b>Montrose Charm White Spruce</b>	<i>Picea glauca 'Montrose Charm'</i>		3	1gal 30cm	6.00
Stronger growing, more upright and slender growing than species, fuller habit as well					
				90cm ct sheared	40.00
<b>Fat Albert Blue Spruce</b>	<i>Picea pungens 'Fat Albert'</i>		3	90cm ct sheared	55.00
Very blue spruce, dense with a strong leader, good pyramidal form					
				140cm B+B ct	125.00
				175cm B+B ct	150.00
				175cm W.B.	165.00
<b>Colorado Spruce</b>	<i>Picea Pungens</i>		2	225cm W.B.	235.00
Evergreen tree, conical shape and very hardy					



	Variety	Zone	Size	Price (\$)
<b><i>Evergreens/Conifers</i></b>				
<b>Baby Blue Spruce</b>	<i>Picea pungens 'Baby Blue'</i>	3	1quart	3.50
Semi-dwarf cultivar, very dense, silvery blue needles hold colour year-round			2/3gal 40cm	12.50
			60cm ct sheared	25.00
			70cm ct sheared	30.00
			125cm ct	75.00
			200cm W.B.	195.00
<b>Dwarf Blue Globe Spruce</b>	<i>Picea pungens 'Glauca Globosa'</i>	2	2gal 25cm	28.00
Dwarf, globe-shaped spruce with silvery blue foliage all year long				
<b>Columnar Blue Spruce</b>	<i>Picea pungens Glauca Fastigiata</i>	3	3gal 50/60cm	40.00
Dense, columnar form with steel blue foliage			140cm B+B ct	115.00
			200cm W.B.	145.00
<b>Slenderina Weeping Blue Spruce</b>	<i>Picea pungens Slenderina Pendula</i> <b>WLV PICK</b>	3	2gal	35.00
Silvery blue drooping branches and slim form make this a focal point			120cm B+B ct.	120.00
			175cm B+B ct.	160.00
<b>Domingo Pyramidal Pine</b>	<i>Pinus flexilis 'Domingo'</i>	4	140cm B+B(ct.)	120.00
Slow growing, more compact and a bit greener than Vanderwolf				
<b>Vanderwolf's Pyramidal Pine</b>	<i>Pinus flexilis 'Vanderwolf'</i>	4	2gal 40cm	32.00
Distinctive pyramid shaped, with long silvery blue-green needles on dense branches			140cm B+B ct	125.00
			175cm B+B ct	150.00
			200cm B+B ct	195.00
<b>Dwarf Mugo Pine</b>	<i>Pinus mugo pumilio</i>	2	2gal 25cm	10.00
Compact, dense, evergreen shrub, adaptable and tough				
<b>Japanese White Pine</b>	<i>Pinus parviflora glauca</i> <b>WLV PICK</b>	5	5gal 90cm	70.00
Fine textured and silvery blue foliage, compact dense pine			175cm B+B ct	115.00
<b>Blue Shag Dwarf White Pine</b>	<i>Pinus strobus Nana 'Blue Shag'</i>	3	2gal 30cm	35.00
Compact, shrubby, dwarf form of Eastern White Pine, very slow growing				
<b>Columnar White Pine</b>	<i>Pinus strobus fastigiata</i>	3	200cm B+B ct	145.00
Upright tight growing version of Northeastern's toughest pine				
<b>Weeping White Pine</b>	<i>Pinus strobus pendula</i>	3	200cm B+B ct	145.00
Soft long needled branches with some irregularity in branching pattern				
<b>Cone Yew</b>	<i>Taxus cuspidata capitata</i>	5	TBD	
Upright habit clipped pyramidal, grows slow and retains shape, dark green foliage				
<b>Dense Japanese Yew</b>	<i>Taxus x media 'Densiformis'</i>	5	3gal 30cm	12.50
Dense, low-spreading shrub, durable and versatile			5gal 40cm	18.00
<b>Fairview Japanese Yew</b>	<i>Taxus x media 'Fairview'</i>	5	30cm ct	15.00
Vase shaped habit, dark green foliage				
<b>Golden Yew</b>	<i>Taxus cuspidata 'Aurescens'</i>	5	1gal	5.50
Beautiful golden evergreen, easy to grow				
<b>Hick's Japanese Yew</b>	<i>Taxus x media 'Hicksii'</i>	5	2gal 40cm	12.00
Glossy dark green foliage, upright form, red berries, hedging for shade			3g. 40/50cm slim	15.00
			3gal 50/60cm	24.00
			60cm	35.00
			5gal 80cm	45.00
			90-100cm B+B	57.50
			125cm B+B(ct.)	70.00
			150cm B+B(ct.)	85.00
			175-200cm W.B.	125.00
<b>Hill's Japanese Yew</b>	<i>Taxus x media 'Hillii'</i>	5	2gal 30/40cm	15.00
Excellent uniform upright, more compact and finer foliage than Hick's, no berries			50cm	30.00
			60cm	35.00
			10gal 80/90cm	55.00





	Variety	Zone	Size	Price (\$)
<b><i>Evergreens/Conifers</i></b>				
<b>Brandon Cedar</b>	<i>Thuja occidentalis 'Brandon'</i>	3	80/90cm	12.00
Narrow bright green cedar, tolerant, holds colour well in winter			120cm	22.00
			165cm B+B	48.00
<b>Danica Globe Cedar</b>	<i>Thuja occidentalis 'Danica'</i>	4	2gal 25cm	10.00
Great border plant, bright green fans with tight round shape			3gal 30cm	12.00
<b>Degroote's Spire Cedar</b>	<i>Thuja occidentalis 'Degroote's Spire'</i> <b>WLV PICK</b>	3	2gal 60cm	12.00
Semi-dwarf narrow grower, refined texture, unique			3gal 70cm	14.00
			5gal 90cm	22.00
			7gal 120cm	40.00
			140cm B+B(ct.)	50.00
<b>Emerald Cedar</b>	<i>Thuja occidentalis 'Smaragd'</i>	4	2gal 50cm	9.00
Glossy, bright green foliage, compact, narrowly pyramidal			70/80cm	12.00
			100cm	20.00
			7gal 120cm	26.50
			140cm B+B	42.00
			165cm B+B	52.00
			175cm B+B	55.00
			175cm Premium	65.00
			200cm B+B	75.00
			200cm premium	80.00
			225cm B+B	125.00
			250cm W.B.	165.00
<b>Harvest Moon Golden Globe Cedar</b>	<i>Thuja occidentalis 'Harvest Moon'</i>	4	1gal	6.00
Bright yellow gold foliage, branch structure similar to that of Danica globe			2gal 20cm	12.00
<b>Janed Gold Cedar</b>	<i>Thuja occidentalis 'Janed Gold'</i>	4	1gal True 20cm	9.00
Dwarf golden form of Emerald, tight foliage, yellow stays bright in summer sun and winter			2gal 30cm	13.00
<b>Little Giant Globe Cedar</b>	<i>Thuja occidentalis 'Little Giant'</i>	3	3gal 25cm	10.00
Round ball shaped evergreen, easy to grow and maintain				
<b>Sunkist Cedar</b>	<i>Thuja occidentalis 'Sunkist'</i>	4	2gal 30cm	10.00
Bright sprays of orange-gold-yellow foliage, rounded or pyramidal form depending on pruning			3gal 40cm	15.00
<b>White Cedar</b>	<i>Thuja occidentalis</i>	3	3gal 60cm	8.00
Native evergreen, can tolerate wet soils if there's ample organic matter, medium green colour				
<b>Canadian Hemlock</b>	<i>Tsuga canadensis</i>	3	175cm W.B.	165.00
Great evergreen for shade, full bodied when young, many small soft needles				



	Variety	Zone	Size	Price (\$)
<b><i>Deciduous/Flowering Shrubs</i></b>				
<b>Amur Maple - Multistem</b>	<i>Acer Ginnala</i>	2	10gal 150cm	50.00
Small green leaves, larger shrub, full growing with reddish fall colour				
<b>Downy Serviceberry - Multistem</b>	<i>Amelanchier canadensis</i>	4	7gal 120cm	45.00
White flowers in spring give way to berries that mature to red and black, orange-red fall colour				
<b>Autumn Magic Chokeberry</b>	<i>Aronia melanocarpa 'Autumn Magic'</i>	3	3gal 50cm	12.00
Dark green glossy leaves, white flowers in May, black berries follow, orange +red fall foliage				
<b>Rosy Lights Azalea</b>	<i>Azalea exbury 'Rosy Lights'</i>	5	2gal 30cm	12.00
Rose-pink showy fragrant blooms in spring, upright grower				
<b>Golden Lights Azalea</b>	<i>Azalea exbury 'Golden Lights'</i>	5	2gal 30cm	12.00
Orange-gold-yellow bloom colour, numerous flowers, bronzy red fall colour				
<b>Western Lights Azalea</b>	<i>Azalea exbury 'Western Lights'</i>	5	2gal 30cm	12.00
Improved form of 'Orchid Lights', Lilac-pink blooms and thick full foliage				
<b>Barberry - Concorde</b>	<i>Berberis thunbergii 'Concorde'</i>	4	1gal True	7.00
Dwarf form, intense purplish red leaves				
			2gal 25cm	11.50
			3gal 30cm	14.00
<b>Barberry - Sunsatton</b>	<i>Berberis thunbergii 'WLV PICK'</i>	4	2gal 30cm	12.00
Newer golden variety with compact habit and an orange cast to the yellow leaves				
<b>Barberry - Dwarf Golden</b>	<i>Berberis thunbergii Aurea Nana</i>	4	1gal True	7.00
Bright yellow leaves, slow grower				
			2gal 25cm	11.50
<b>Barberry - Royal Burgundy</b>	<i>Berberis thunbergii 'Gentry'</i>	4	2gal 30cm	11.50
Dense mounding shape, dwarf plant, foliage has purple leaves, red tips and green interior leaves				
			3gal 30cm	13.00
<b>Barberry - Rose Glow</b>	<i>Berberis thunbergii var. atropurpurea 'Rose Glow'</i>	4	2gal 30cm	11.50
Graceful, arching branches, new growth mottled maroon and white				
			3gal 40cm	14.00
<b>Barberry - Royal Cloak</b>	<i>Berberis thunbergii 'Royal Cloak'</i>	4	3gal 50cm	14.00
Larger size and fast growing, frosty purple-red foliage				
<b>Barberry - Ruby Carousel</b>	<i>Berberis thunbergii var. atropurpurea 'Bailone'</i>	4	2gal 30cm	11.00
Uniform, rounded plant with strong red foliage				
<b>Bicolour Butterfly Bush</b>	<i>Buddleia x weyeriana 'Bicolour'</i>	5b	3gal	10.00
Very fragrant purple and yellow blooms, drought tolerant				
<b>Flutterby Petite Blue Heaven</b>	<i>Buddleia x 'Podaras#8'</i>	5b	3gal	11.00
Compact habit to 30" tall and wide, silvery green leaves, violet-blue flowers summer til frost				
<b>Miss Molly Butterfly Bush - PW</b>	<i>Buddleia X 'Miss Molly'</i>	5b	2gal	12.00
Compact grower in 4' range, reddish pink blooms				
<b>Miss Ruby Butterfly Bush - PW</b>	<i>Buddleia X 'Miss Ruby'</i>	5b	2gal	12.00
Vividly rich pink blooms, compact growth 3-4'				
<b>Sugar Shack Buttonbush - PW</b>	<i>Cephalanthus occidentalis 'SMCOSS'</i>	5	2gal 30cm	13.00
Glossy green foliage, very fragrant white round flowers in summer turn to fruit, attracts butterflies, 3-4' in size				
<b>Ruby Spice Summersweet</b>	<i>Clethra alnifolia 'Ruby Spice'</i>	4	2gal 30cm	10.00
Very fragrant rose pink blooms in late summer on dark green glossy foliage,				
<b>Einstein Summersweet</b>	<i>Clethra alnifolia 'Novacleein'</i>	4	2gal 30cm	11.00
Feathery long white flowers that are also very fragrant bloom in late summer, glossy green foliage				
<b>Arctic Fire Dogwood - PW</b>	<i>Cornus stolonifera 'Farrow'</i>	3	3gal 60cm	14.00
Dark red winter stems and green leaves in summer, grows full and to approx 3-4'				
<b>Bud's Yellowtwig Dogwood</b>	<i>Cornus alba 'Bud's Yellow'</i>	2	3gal 60cm	12.00
Green foliage and bright yellow stems, great winter interest				
<b>Ivory Halo Dogwood</b>	<i>Cornus alba 'Bailhalo'</i>	2	3gal 40cm	12.00
Green foliage with ivory edges, bright red stems, great winter interest, compact version of Silverleaf				
			5gal 60cm	16.00



Variety		Zone	Size	Price (\$)
<b>Little Rebel Dwarf Redtwig Dogwood</b>	<i>Cornus alba 'Jefreb'</i> Green leaves, very compact habit, blood red stems in the winter, great garden plant	2	3gal 40cm	12.00
<b>Red Osier Dogwood</b>	<i>Cornus sericea</i> Native shrub, red stems with light green leaves, white flowers in spring, will grow in wet areas	2	2gal 40cm	9.00
<b>Arctic Sun Dogwood - PW</b>	<i>Cornus sanguinea 'Cato'</i> Yellow stems with red tips providing good winter interest, chartreuse leaves in summer	4	2gal 30cm	12.00
<b>Silverleaf Dogwood</b>	<i>Cornus alba 'Elegantissima'</i> Red stems in winter, variegated leaves during spring and summer	2	3gal 50cm 5gal 70cm	11.00 16.00
<b>Golden Spirit Smokebush</b>	<i>Cotinus coggygia 'Golden Spirit'</i> Golden coins on upright stems, tones of orange and red at fall time	5	2gal 40cm	15.00
<b>Royal Purple Smokebush</b>	<i>Cotinus coggygia 'Royal Purple'</i> Smoke-puff flowers in summer, deep purple leaves turn more red in fall	5	2gal 30cm 3gal 40cm	12.00 16.00
<b>Winecraft Black Smokebush - PW</b>	<i>Cotinus coggygia 'NCC01'</i> Purple foliage actually gets darker in summer, grows approx 2/3 the size of Royal, amber fall colour	5	2gal 40cm	17.50
<b>Young Lady Smokebush</b>	<i>Cotinus coggygia 'Young Lady'</i> Vibrant green leaves, compact growing smokebush with pinkish white puff blooms	5	2gal 30cm	11.00
<b>Yuki Cherry Blossom Deutzia - PW</b>	<i>Deutzia 'NCDX2'</i> Neat mounding habit, green leaves, showers of elegant pink flowers in late spring into summer	5	2gal 30cm	12.50
<b>Firefly Nightglow Bush Honeysuckle - BE</b>	<i>Deutzia splendens 'el madrigal'</i> Dark foliage of Reddish purple, sprinkled with light yellow flowers in June/July, compact 3'by3'	5	2gal 30cm	12.00
<b>Kodiak Black Bush Honeysuckle - PW</b>	<i>Diervilla rivularis 'SMNDRSF'</i> Dark burgundy foliage, contrasting small yellow flowers in summer, sun or shade	5	2gal 30cm	12.00
<b>Showy Lantern Redvein</b>	<i>Enkianthus campanulatus</i> Small cream coloured hanging bell shaped flowers in late spring, upright habit, bright red in fall	4	2gal 30cm 3gal 40cm	11.00 14.00
<b>Dwarf Burning Bush</b>	<i>Euonymus alata 'Compacta'</i> Compact, mounded form, excellent fall colour, drought tolerant	3	2gal 30cm 3gal 40cm 80/90cm	10.00 12.50 42.00
<b>Fireball Compact Burning Bush - PW</b>	<i>Euonymus alata 'Fireball'</i> Compact, mounded form, excellent fall colour which is more red and reliable than Compacta	3	2gal 30cm	12.00
<b>Chicago Fire Burning Bush</b>	<i>Euonymus alata 'Chicago Fire'</i> Compact, mounded form, excellent fall colour, selected form of Compacta	3	3gal 40cm	12.50
<b>Snow Day Blizzard Pearlbush - PW</b>	<i>Exochorda racemosa 'Snow Day Blizzard'</i> Covered in white flowers in spring, fountain type growing shrub to 6-7'	4	2gal 30cm	13.00
<b>New Hampshire Gold Forsythia</b>	<i>Forsythia suspensa 'New Hampshire Gold'</i> Cascading branches, yellow April flowers, more wide than tall	3	3gal 60cm	11.00
<b>Lynwood Gold Forsythia</b>	<i>Forsythia intermedia 'Lynwood Gold'</i> Vigorous upright mound, with plenty of yellow flowers in April	3	3gal 40/50cm 5gal 60cm	11.00 16.00
<b>Magical Gold Forsythia</b>	<i>Forsythia intermedia 'Kolgold'</i> Numerous flowers on straight stems, selected for the fact it blooms on new wood as well as old	4	2gal 30cm	10.00
<b>Show Off Forsythia - PW</b>	<i>Forsythia intermedia 'Mindor'</i> An improved flower display over older varieties, compact growth habit	4	2gal 40cm	11.50
<b>Show Off Starlet Forsythia - PW</b>	<i>Forsythia intermedia 'Minfor6'</i> Bright yellow spring flowers on this compact plant (3' range), dark green leaves	4	2gal 30cm	11.50
<b>Mt. Airy Bottlebrush</b>	<i>Fothergilla gardenii 'Mountain Airy'</i> White 'bottlebrush' blooms in spring, green leaves with a hint of blue, yellow-orange in fall	4	2gal 30/40cm 3gal 50cm	11.00 14.00
<b>Temple of Bloom Seven Son Flower</b>	<b>PW</b> <i>Heptacodium micinoides 'SMNHMRF'</i> Clusters of white flowers in late summer that fall, leaving behind red bracts, small tree, easy to grow	5	2gal 30/40cm	15.00





	Variety	Zone	Size	Price (\$)	
<b><i>Deciduous/Flowering Shrubs</i></b>					
<b>Aphrodite Rose of Sharon</b>	<i>Hibiscus syriacus 'Aphrodite'</i>	5	3gal 30cm	12.00	
Single deep pink blooms with a dark red eye					
<b>Blue Bird Rose of Sharon</b>	<i>Hibiscus syriacus 'Blue Bird'</i>	5	2gal 30cm	10.00	
Light purple-blue flowers in the second half of summer					
<b>Tahiti Rose of Sharon - FE</b>	<i>Hibiscus syriacus 'Mineru'</i>	5	2gal 30cm	12.00	
Semi-double rich pink flower accented with a deep red center, 5-6' in size					
<b>Fiji Rose of Sharon - FE</b>	<i>Hibiscus syriacus 'Minspot'</i>	5	2gal 30cm	12.00	
Medium sized plant, semi double flowers of white and blush colour with a dark pink pattern in center					
<b>Lavender Chiffon Rose of Sharon - PW</b>	<i>Hibiscus syriacus 'Notwoodone'</i>	5	2gal 30cm	12.00	
Beautiful semi-double lavender pink flowers					
<b>Purple Pillar Rose of Sharon - PW</b>	<i>Hibiscus syriacus 'Gandini santiago'</i>	5	2gal 30/40cm	15.00	
Columnar variety growing to 10'+ with a width of 2-3', light purple eye with a broad dark eye, semi-double					
<b>White Chiffon Rose of Sharon - PW</b>	<i>Hibiscus syriacus 'Notwoodtwo'</i>	5	2gal 30cm	12.00	
Good sized white double flowers					
<b>Annabelle Hydrangea</b>	<i>Hydrangea arborescens 'Annabelle'</i>	4	2gal 30cm 3gal 40cm	10.00 12.50	
Classic hydrangea with large creamy flowerheads, greener flower in shade					
<b>Lime Rickey Hydrangea - PW</b>	<i>Hydrangea arborescens 'SMNHALR'</i>	4	2gal 30cm	16.00	
Sturdy stems, smaller flowers that last a long time of white-green, very cold hardy, 4-5'					
<b>Incrediball Hydrangea - PW</b>	<i>Hydrangea arborescens 'Abetwo'</i>	<b>WLV PICK</b>	4	2gal 30cm 3gal 40cm	12.50 15.00
Slightly larger flowers than Annabelle with stronger stemmage					
<b>Incrediball Blush Hydrangea - PW</b>	<i>Hydrangea arborescens 'NCHA4'</i>	4	2gal 30cm	14.00	
Strong stems, pink buds open to blush coloured flowers that darken to pink, grows to 4'					
<b>Invincibelle Ruby Hydrangea - PW</b>	<i>Hydrangea arborescens 'NCHA3'</i>	4	2gal 30cm	14.00	
Dark green foliage, burgundy buds open to two toned mophead flowers of ruby-red and silvery-pink					
<b>Invincibelle Spirit 2 Hydrangea - PW</b>	<i>Hydrangea arborescens 'NCHA2'</i>	4	2gal 30/40cm	15.00	
Darker leaves, stiffer stems and brighter pink flower than the original, \$1.00 each for Breat Cancer research					
<b>Limetta Invincibelle Hydrangea - PW</b>	<i>Hydrangea arborescens 'NCHA8'</i>	4	2gal 30cm	18.00	
3-4' in size, grows slower and tighter than other varieties, flowers emerge green, then white, then Lime					
<b>Mini Mauvette Invincibelle Hydrangea</b>	<i>Hydrangea arborescens 'NCHA7'</i>	<b>WLV PICK</b>	4	2gal 30cm	18.00
Dwarf, growing to 3', strong stems with very colourful purple blooms					
<b>Wee White Invincibelle Hydrangea PW</b>	<i>Hydrangea arborescens 'NCHA5'</i>	4	2gal 30cm	18.00	
First dwarf Annabelle type Hydrangea, grows 2-2.5' tall, numerous flowers on a tidy shape					
<b>Blushing Bride Hydrangea</b>	<i>Hydrangea macrophylla 'Blushing Bride'</i>	5	2gal 30cm 3gal 40/50cm	16.50 20.00	
Blooms on old and new wood, full white domes at about 4-6" width, compact habit					
<b>Endless Summer Hydrangea</b>	<i>Hydrangea macrophylla 'Bailmer'</i>	4	2gal 30cm	16.50	
Blooms on old and new wood, pink blooms all summer, blue in acidic soil					
<b>Twist and Shout Hydrangea</b>	<i>Hydrangea macrophylla 'PIIHM-I'</i>	4	2gal 30cm	16.50	
Blooms on old and new wood, vibrant pink blooms all summer, lace cap type					
<b>Bloomstruck Hydrangea</b>	<i>Hydrangea macrophylla 'PIIHM-II'</i>	<b>WLV PICK</b>	4	2gal 30cm	16.50
Blooms on old and new wood, vibrant blooms usually purple, super hardy, reddish strong stems					
<b>Bobo Hydrangea - PW</b>	<i>Hydrangea paniculata 'INVOBO'</i>	<b>WLV PICK</b>	4	2gal 30cm 3gal 40cm	13.00 16.00
Compact form (to 3') and profuse white flowers, this one is a true Proven Winner					
<b>Bombshell Hydrangea</b>	<i>Hydrangea paniculata 'Bombshell'</i>	4	3gal 30cm	11.50	
Dwarf Panicle with many semi pendulous blooms, flowers earlier than most, to 3'					
<b>Fire and Ice Hydrangea</b>	<i>Hydrangea paniculata 'Fire and Ice'</i>	4	3gal 30cm	11.50	
Pyramidal large semi-open flower clusters start creamy white, turn pink, then red-burgundy					
<b>Lavalamp Flare Hydrangea - BE</b>	<i>Hydrangea paniculata 'Kolmavesu'</i>	4	2gal 30cm	12.00	
Compact (3' max), upright sturdy blooms of white panicles which quickly turn to reddish pink					
<b>Lavalamp Moonrock Hydrangea - BE</b>	<i>Hydrangea paniculata 'Kolmakilima'</i>	4	2gal 40cm 3gal 40cm	12.00 15.00	
Creamy blooms with lime tip, very full bloom with individual panicles having cupped shape					



	Variety	Zone	Size	Price (\$)
<b><i>Deciduous/Flowering Shrubs</i></b>				
<b>Limelight Hydrangea - PW</b>	<i>Hydrangea paniculata</i> 'Limelight' <b>WLV PICK</b>	4	2gal 30cm	12.00
Stunning hydrangea with green blooms that mature to white, strong grower			3gal 50cm	16.00
			5gal 60cm	20.00
<b>Little Lamb Hydrangea - PW</b>	<i>Hydrangea paniculata</i> 'Little Lamb'	4	2gal 30cm	12.00
Compact form of Pee Gee hydrangea with stronger stems				
<b>Little Lime Hydrangea - PW</b>	<i>Hydrangea paniculata</i> 'Jane'	4	2gal 30cm	12.00
Compact and dwarf form of Limelight with more blooms per sq.ft.				
<b>Little Quickfire Hydrangea - PW</b>	<i>Hydrangea paniculata</i> 'SMHPLQF'	4	2gal 30cm	12.00
Dwarf form of Quickfire, blooms early, stays to about 3'				
<b>Phantom Hydrangea</b>	<i>Hydrangea paniculata</i> 'Phantom'	4	3gal 40cm	11.00
Strong grower, quite similar to Limelight with slightly larger flower heads, 5' height				
<b>Pinky Winky Hydrangea PW</b>	<i>Hydrangea paniculata</i> 'DVP Pink'	4	2gal 40cm	12.00
Sturdy stems display large white flowers that mature to all shades of pink				
<b>Quick Fire Hydrangea - PW</b>	<i>Hydrangea paniculata</i> 'Quickfire'	4	2gal 40cm	12.00
Earliest bloomer of the paniculatas, white flowers turn to Red				
<b>Firelight Hydrangea - PW</b>	<i>Hydrangea paniculata</i> 'SMHPFL'	4	2gal 40cm	12.00
Thick strong stems hold the flowers high, starting velvety white then changing to pomegranate pink				
<b>Strawberry Sundae Hydrangea - FE</b>	<i>Hydrangea paniculata</i> 'Rensun' <b>WLV PICK</b>	4	2gal 40cm	15.00
Compact version of Vanilla Strawberry, creamy white full white flowers, changing to pink-red				
<b>Vanilla Strawberry Hydrangea - FE</b>	<i>Hydrangea paniculata</i> 'Renhy'	4	3gal 40cm	15.00
Large flowers emerge white, acquiring pink/red tones, reddish stems, continuous bloomer				
<b>Gatsby Pink Oakleaf Hydrangea - PW</b>	<i>Hydrangea quercifolia</i> '	5	2gal 30cm	12.00
Tighter and slimmer flower heads of pink in mid summer to fall, strong grower, adaptable				
<b>Munchkin Dwarf Oakleaf Hydrangea</b>	<i>Hydrangea quercifolia</i> 'Munchkin'	5	2gal 30cm	11.00
Compact, leaves shaped similar to Oak tree leaves, white to pink flowers, fall burgundy				
<b>Ruby Slippers Hydrangea</b>	<i>Hydrangea quercifolia</i> 'Ruby Slippers' <b>WLV PICK</b>	5	2gal 30cm	11.00
Blooms emerge white, changes quickly to red, strong stems, deep red foliage in fall, compact				
<b>Winter Red Winterberry</b>	<i>Ilex verticillata</i> 'Winter Red'	4	3gal 50cm	12.00
Profusion of red berries in fall winter, used for winter arrangements, needs a male polinizer				
<b>Little Henry Sweetspire - PW</b>	<i>Itea virginica</i> 'Sprich	4	2gal 40cm	12.00
Pendulous June white flowers on green foliage, multiple fall colour mix				
<b>Merlot Sweetspire</b>	<i>Itea virginica</i> 'Merlot'	4	3gal 40cm	11.00
Somewhat hanging white cylinder shaped flowers, tight growth habit, great fall colours				
<b>Double Flowering Kerria</b>	<i>Kerria japonica</i> 'pleniflora'	4	3gal 40cm	12.00
Numerous yellow/orange small flowers on arching branches in May/June				
<b>Golden Ticket Privet - PW</b>	<i>Ligustrum vicaryi</i> 'KCLX1'	5	2gal 30cm	11.00
Bright golden leaves that fan off upright branching, compact and durable plant				
<b>Berry Blue Haskap</b>	<i>Lonicera edulis</i> 'Berry Blue'	3	3gal 25/30cm	8.50
This is the polinizer, group with up to 5 berry producing plants				
<b>Borealis Haskap</b>	<i>Lonicera edulis</i> 'Borealis'	3	3gal 25/30cm	8.50
Renowned as the best testing, larger fruit size, but not as firm as Tundra			3gal 40cm	11.00
<b>Tundra Haskap</b>	<i>Lonicera edulis</i> 'Tundra'	3	2gal 25/30cm	8.50
Best suited for commercial picking, firm blue cylinder shape berries			3gal 40cm	11.00
<b>Dynamite Gojiberry</b>	<i>Lycium barbarum</i> 'Dynamite'	4	2gal 40cm	9.00
Large thorny bush upright in habit, producing small red superfruits, self-pollinating				
<b>Firecracker Gojiberry</b>	<i>Lycium barbarum</i> 'Firecracker'	4	2gal 40cm	9.00
More spreading/mounding style of growth, with red superfruits, self-pollinating				
<b>Snowbelle Mockorange</b>	<i>Philadelphus virginialis</i> 'Snowbelle'	4	2gal 30cm	9.00
Double white flowers on a graceful, arching form, strong citrus fragrance, tolerant				



	Variety	Zone	Size	Price (\$)
<b><i>Deciduous/Flowering Shrubs</i></b>				
<b>Diabolo Ninebark</b>	<i>Physocarpus opulifolius 'Diabolo'</i>	4	3gal 50cm	12.00
Strong grower, burgundy leaves, white to pink flowers in June				
<b>Lemon Candy Ninebark</b>	<i>Physocarpus opulifolius 'Podaras 3'</i> <b>WLV PICK</b>	4	3gal 40cm	12.00
Very golden yellow in colour all year, quite compact (2.5'), heat and drought tolerant				
<b>Amber Jubilee Ninebark - FE</b>	<i>Physocarpus opulifolius 'Jefam'</i> <b>WLV PICK</b>	4	3gal 40cm	13.00
A unique blend of foliage colours, yellow/orange new growth, green/purple base, white flowers				
<b>Little Devil Ninebark - FE</b>	<i>Physocarpus opulifolius 'Donna May'</i>	4	2gal 40cm	12.00
Dwarf, compact, rich burgundy-wine coloured foliage				
<b>Tiny Wine Gold Ninebark - PW</b>	<i>Physocarpus opulifolius 'SMNPOTWG'</i>	4	2gal 40cm	12.00
Super full shrub with small yellow leaves, numerous small white flowers in late spring				
<b>Tiny Wine Ninebark - PW</b>	<i>Physocarpus opulifolius 'SMPOTW'</i>	4	2gal 30cm	12.00
Very bushy, small refined dark maroon leaves, pink flowers in higher abundance than other Ninebarks				
<b>Summer Wine Ninebark - PW</b>	<i>Physocarpus opulifolius 'Seward'</i>	4	2gal 40cm	11.50
Fine, dark crimson-red foliage, many pink button like flowers				
<b>Bella Sol Potentilla</b>	<i>Potentilla fruticosa 'Hanchdon'</i>	2	2gal 25cm	9.50
Very compact with numerous fiery orange blooms of good size				
<b>Goldfinger Potentilla</b>	<i>Potentilla fruticosa 'Goldfinger'</i>	2	2gal 25cm	8.00
Mounding form with yellow flowers				
<b>Goldstar Potentilla</b>	<i>Potentilla fruticosa 'Goldstar'</i>	2	2gal 25cm	8.00
Lower growing and bigger flowers than Goldfinger				
<b>Mango Tango Potentilla</b>	<i>Potentilla fruticosa 'Uman'</i>	2	2gal 25cm	8.00
Rounded shrub, very hardy, Orange-apricot nickel sized flowers				
<b>Pink Beauty Potentilla</b>	<i>Potentilla fruticosa 'Pink Beauty'</i>	2	2gal 25cm 3gal 40cm	8.00 11.00
Good structured Potentilla with many light pink flowers all summer				
<b>Tiger Eyes Sumac - FE</b>	<i>Rhus typhina 'Bailtiger'</i> <b>WLV PICK</b>	3	2gal 40cm	15.00
Fine cut leaves emerge chartreuse, turn gold for the summer and then orange-red for fall				
<b>Rugosa Rose</b>	<i>Rosa Rugosa</i>	2	3gal 40/50cm	11.00
Very tough, commonly used in commercial plantings, light pink flowers, can spread through root suckers				
<b>Morden Centennial Rose</b>	<i>Rosa x 'Morden Centennial'</i>	3	2gal 40cm	10.00
Hardy and disease resistant, double rich pink flowers in summer to fall				
<b>Morden Blush Rose</b>	<i>Rosa x 'Morden Blush'</i>	3	2gal 30cm	10.00
Hardy and disease resistant, double blush coloured flowers				
<b>Drift Rose - Apricot</b>	<i>Rosa x 'Meimirrote'</i>	4	2gal 30cm	11.00
Low maintenance, light peach coloured flowers in summer/fall				
<b>Drift Rose - Coral</b>	<i>Rosa x 'Meidrifora'</i>	4	2gal 30cm	11.00
Vibrant coral coloured flowers covering a low mounding rose bush				
<b>Drift Rose - Pink</b>	<i>Rosa x 'Meijocos'</i>	4	2gal 30cm	11.00
Pink single blooms, low growing and dwarf with great disease resistance				
<b>Drift Rose - Popcorn</b>	<i>Rosa x 'Novarospop'</i>	5	2gal 30cm	11.00
Double blooms of creamy white, low growing and dwarf, excellent disease resistance				
<b>Never Alone Rose</b>	<i>Rosa x 'Never Alone'</i>	3	2gal 30cm	14.00
Repeat blooming red flowers with white-ish centers, compact + disease resistant Royalty goes to Never Alone Foundation				
<b>Oso Easy Strawberry Crush Rose PW</b>	<i>Rosa x 'Hormeteorie'</i>	4	2gal 30cm	11.00
Dwarf and reblooming, double flowers emerge strawberry pink and age to creamy pink				
<b>Killarney Raspberry</b>	<i>Rubus 'Killarney'</i>	3	1gal True	6.00
bright red fruit, very disease resistant variety				
<b>Chester Thornless Blackberry</b>	<i>Rubus 'Chester'</i>	5	1gal True	8.00
Free standing thornless shrub, firm fruit maturing in mid summer				





	Variety	Zone	Size	Price (\$)
<b><u>Deciduous/Flowering Shrubs</u></b>				
<b>Blue Arctic Willow</b>	<i>Salix purpurea 'Nana'</i>	4	1gal 25cm	5.00
Fine-textured upright shrub with narrow blue green foliage			2gal 40cm	8.50
			3gal 40/50cm	11.00
<b>Dappled Willow</b>	<i>Salix integra 'Hakuro Nishiki'</i>	5	2gal 30cm	8.00
Bright pink new growth dappled with green & white			3gal 40cm	9.50
<b>Golden Corkscrew Willow</b>	<i>Salix erythroflexuosa 'Golden Curls'</i>	5	3gal 80cm	10.00
Twisted narly growth habit to 12-15' tall, newer branching is orange to red			5gal 110cm	15.00
<b>Canadian Elderberry</b>	<i>Sambucus canadensis</i>	3	2gal 40cm	9.00
Green coarsely divided foliage, edible and nutritious berries in late summer, native				
<b>Black Tower Elderberry</b>	<i>Sambucus nigra 'Eiffel 1'</i>	4	2gal 30cm	11.50
Dark purple foliage with bright pink flowers in June, grows somewhat columnar in shape				
<b>Black Lace Elderberry - PW</b>	<i>Sambucus nigra 'Eva'</i> *LATE SPRING READY	5	2gal 30cm	12.00
Finely cut dark purple foliage, creamy pink flowers in spring				
<b>Sem False Spirea</b>	<i>Sorbaria sorbifolia 'SEM'</i>	2	2gal	8.00
Fuzzy white blooms, on technicolour foliage of yellow, orange, red and green			3gal	12.00
<b>Bridal Wreath Spirea</b>	<i>Spiraea x vanhouteii</i>	4	2gal 40cm	9.00
Vase shaped and arching with branches of white flowers in early summer			5gal 60cm	15.00
<b>Dakota Goldcharm Spirea</b>	<i>Spiraea japonica 'Mertyann'</i>	4	3gal 30/40cm	11.00
Very dwarf spirea foliage is golden yellow with bronze tips, pink flower in summer				
<b>Double Play Artist Spirea - PW</b>	<i>Spiraea japonica 'Galen'</i>	4	2gal 30cm	11.50
Compact form, green leaves, new growth is reddish purple, pink flowers, like a dwarf 'Froebel'				
<b>Double Play Blue Kazoo Spirea - PW</b>	<i>Spiraea media 'SMSMBK'</i>	3	2gal 30cm	11.50
Cool blue foliage with hints of burgundy, white flowers in summer, compact tidy habit				
<b>Double Play Gold Spirea - PW</b>	<i>Spiraea japonica 'Yan'</i>	4	2gal 30cm	11.50
Good golden colour is retained all season, repeating pink blooms, very compact				
<b>Flaming Mound Spirea</b>	<i>Spiraea japonica x bumalda 'Flaming Mound'</i>	4	3gal 40cm	11.00
This spirea has the colours of Goldflame and the sizing of Goldmound				
<b>Glow Girl Birchleaf Spirea - PW</b>	<i>Spiraea betulifolia 'Tor Gold'</i>	4	2gal 30cm	11.50
Orange and red tinged yellow foliage is eye-catching, numerous white flowers in late spring				
<b>Goldflame Spirea</b>	<i>Spiraea japonica 'Goldflame'</i>	3	3gal 40cm	11.00
Bright gold foliage with red new growth on tips, flowers violet pink summer - fall				
<b>Goldmound Spirea</b>	<i>Spiraea bumalda 'Goldmound'</i>	4	2gal 25cm	8.50
Bright yellow foliage with orange tips in spring, pink flowers in summer			3gal 30cm	11.00
<b>Magic Carpet Spirea</b>	<i>Spiraea japonica 'Magic Carpet'</i>	3	2gal 25cm	9.00
Bright red new growth ages to a bronze, red-tipped foliage, pink flowers in summer			3gal 40cm	11.50
<b>Mellow Yellow Ogon Spirea</b>	<i>Spiraea thunbergii ogon 'Mellow Yellow'</i>	4	2gal 25cm	9.00
Densely growing with golden wispy leaves				
<b>Poprocks Rainbow Fizz Spirea - BE</b>	<i>Spiraea japonica 'Matgold'</i>	3	2gal 25cm	11.50
Compact rounded shrub, similar to Magic Carpet but more refined looking				
<b>Shirobana Spirea</b>	<i>Spiraea japonica 'Shirobana'</i>	4	3gal 30cm	11.00
Compact plant, uniquely displays pink and white flowers				
<b>Snowmound Spirea</b>	<i>Spiraea nipponica 'Snowmound'</i>	3	3gal 40/50cm	11.00
Compact shrub, white flowers on horizontally arching branches in mid-late spring				
<b>Little Princess Spirea</b>	<i>Spiraea Japonica 'Little Princess'</i>	3	3gal 30cm	9.00
Dense, mint green shrub, many small pink flowers in early summer				
<b>Crispa Lace Shrub</b>	<i>Stephanandra incisa 'Crispa'</i>	4	3gal 40cm	11.00
Low spreading mound, finely cut 'maple like' leaves, white flowers in spring, yellow-orange fall colour				



Variety	Zone	Size	Price (\$)	
<b><u>Deciduous/Flowering Shrubs</u></b>				
<b>Adelaide Dunbar (Common) Lilac</b> Dark purple buds change to medium coloured flower and fade to lavender	<i>Syringa vulgaris 'Adelaide Dunbar'</i>	2	2gal 40cm 10.00 5gal 70cm 18.00	
<b>Agincourt Beauty Lilac</b> Large fragrant single purple flowers in May, grows to 10'	<i>Syringa vulgaris 'Agincourt Beauty'</i>	2	3gal 50cm 12.50	
<b>Edward J. Gardener Lilac</b> Dark rose pink buds open to shades of pink double flowers	<i>Syringa vulgaris 'Edward J. Gardener'</i>	2	3gal 50/60cm 12.50	
<b>James McFarlane Lilac</b> Purple buds open to lilac-pink in late may/early june, grows to 8'	<i>Syringa prestoniae 'James Mcfarlane'</i>	3	3gal 50cm 15.00	
<b>Madamme Lemoine Lilac</b> Pleasantly fragrant double white flowers in spring, heart shaped leaves on strong stems	<i>Syringa vulgaris 'Mme Lemoine'</i>	2	3gal 40cm 12.50	
<b>Bloomerang Dark Purple Lilac - PW</b> Medium sized full growing, midnight purple buds, continuously blooming	<i>Syringa x 'SMSJGP7'</i>	4	2gal 30cm 14.50	
<b>Scent and Scensibility Lilac - PW</b> Dwarf Lilac, wider than tall, dark pink buds opening to light pink fragrant flowers	<i>Syringa x 'SMSXPM'</i>	4	2gal 30/40cm 14.50	
<b>Josee Dwarf Lilac</b> Similar to Dwarf Korean but with better disease resistance and a stronger rebloom in summer	<i>Syringa meyeri 'Josee'</i>	3	2gal 30cm 12.00	
<b>Dwarf Korean Lilac</b> Reddish purple buds opening to lilac pink, profuse and fragrant, small dark green foliage	<i>Syringa meyeri 'Palibin'</i>	3	2gal 30cm 11.00 5gal 60cm 19.00	
<b>3 in 1 Blueberry</b> Early, mid and late season producers in the same pot, cool idea	<i>Vaccinium corymbosum</i>	4	5gal 60cm 26.00	
<b>Chippewa Blueberry</b> Mid season, "half-high" bush, abundant crops of medium sized, light blue in colour	<i>Vaccinium corymbosum 'Chippewa'</i>	3	2gal 30cm 8.50	
<b>Blue Crop Blueberry</b> Compact highbush blueberry with fruit mid summer, high yields, good fall colour	<i>Vaccinium corymbosum 'Blue Crop'</i>	4	2gal 30cm 8.50	
<b>Bailey's Compact Viburnum</b> Upright and dense, burgundy and green lobed leaves	<i>Viburnum trilobum 'Bailey's Compact'</i>	4	3gal 40cm 12.00	
<b>Brandywine Viburnum</b> Glossy green leaves, burgundy in the fall, white flowers turn into berries of rich pink and blue colours	<i>Viburnum nudum 'Bulk'</i>	5	2gal 30/40cm 12.00	
<b>Snowball Bush</b> Classic snowball bush, white snowball flowers in late spring, red to purple fall colour	<i>Viburnum opulus 'Sterile'</i>	2	3gal 30cm 11.00 3gal 50cm 13.00	
<b>Tuxedo Weigela - BE</b> True white bell shaped fowers set against dark foliage of green, purple, black tones	<i>Weigela X 'Velda'</i>	4	2gal 30cm 12.00	
<b>Crimson Kisses Weigela - BE</b> Compact and Tidy! Somewhat reblooming with lipstick red flowers with tiny white eye	<i>Weigela X 'Slingco1'</i>	4	2gal 30cm 12.00	
<b>Maroon Swoon Weigela - BE</b> Mid-sized, deep red flowers, on medium green leaved foliage, 4-5'	<i>Weigela X 'Slingco2'</i>	4	2gal 30cm 12.00	
<b>Electric Love Weigela - BE</b> First variety to have dark red flowers on purple foliage, compact growth as well	<i>Weigela X 'ZR1'</i>	4	2gal 30cm 12.00	
<b>Strobe Weigela - BE</b> Pink flowers in June, foliage has different colours each season: green, bronze, red, orange, purple	<i>Weigela X 'WoF/R'</i>	4	2gal 30cm 12.00	
<b>My Monet Weigela - PW</b> Green and white variegated leaves infused with pink, also set off by pink flowers, very dwarf	<i>Weigela florida 'Verwieg'</i>	5	2gal 30cm 14.00	
<b>Spilled Wine Weigela - PW</b> Wider than tall and compact form, black purple leaves, hot pink flowers	<i>Weigela florida 'Bokraspiwi'</i>	<b>WLV PICK</b>	4	2gal 30cm 12.00
<b>Tango Weigela</b> Purple green leaves, compact form, cherry red blooms - "poor man's Wine and Roses"	<i>Weigela florida 'Tango'</i>	4	3gal 40cm 12.00	
<b>Wine and Roses Weigela - PW</b> Rich burgundy/purple leaves with bright pink flowers in June	<i>Weigela florida 'Alexandra'</i>	4	2gal 30cm 12.00	



	Variety	Zone	Size	Price (\$)
<b><i>Beech, Magnolia, Dogwoods and Redbuds</i></b>				
<b>Eastern Redbud - singlestem</b>	<i>Cercis canadensis</i>	5	10gal 175/200cm	70.00
Gracefully ascending branches, purple/pink flowers			10g. 225cm 30mm	105.00
			10g. 150cm Multi	75.00
<b>Burgundy Hearts Redbud</b>	<i>Cercis canadensis 'Greswan'</i>	5b	5gal 100cm	50.00
Fuschia flowers, leaves of dark red-burgundy, improved summer colour over other purple varieties			7gal 150cm	80.00
<b>Forest Pansy Redbud</b>	<i>Cercis canadensis 'Forest Pansy'</i>	5b	10gal 200cm	85.00
Rosy-pink flowers in spring, brilliant red-purple new leaves that mature to burgundy-dark green				
<b>Hearts of Gold Redbud</b>	<i>Cercis canadensis 'Hearts of Gold'</i>	5b	7gal 175cm	85.00
Dark Red/Purple flowers in early spring, foliage starts reddish and becomes yellow/gold				
<b>Merlot Redbud</b>	<i>Cercis canadensis 'Merlot'</i>	5b	7gal 150/175cm	80.00
Improvement on 'Forest Pansy', holds red-burgundy colour all season, heavy flowering of lavender-red				
<b>Ruby Falls Redbud</b>	<i>Cercis canadensis 'Ruby Falls'</i>	5b	7gal 150cm	75.00
Heart shaped purple leaves, weeping form, highly sought after				
<b>Lavender Twist Redbud</b>	<i>Cercis canadensis 'Covey'</i>	5b	10gal 175cm	90.00
Lavender flowers in spring, weeping habit with heart shaped green leaves				
<b>Pagoda Dogwood - Multistem</b>	<i>Cornus alternifolia</i>	4	10gal 150cm	60.00
Native small tree/large shrub, white flowers in late spring, well structured and good fall colour				
<b>Cherokee Brave Flowering Dogwood</b>	<i>Cornus florida 'Cherokee Brave'</i>	5	140cm B+B(ct)	70.00
Deep pink flowers/bracts with a white center, red-purple fall colour				
<b>Chinese Flowering Dogwood</b>	<i>Cornus kousa chinensis</i>	5	140cm B+B(ct)	55.00
Creamy white pointed blooms in late spring, bushy small tree			5gal 175cm	60.00
<b>Pink Flowering Dogwood</b>	<i>Conus florida rubra</i>	5	1gal 40cm	8.00
Pink/red flower bracts with creamy centers			175/200cm B+B(ct)	95.00
<b>Satomi Flowering Dogwood</b>	<i>Cornus kousa 'Satomi'</i>	5	175/200cm B+B(ct)	95.00
Deep rosy pink flowers adorn this 'layer' structured small tree				
<b>Stellar Pink Flowering Dogwood</b>	<i>Cornus florida chinensis 'Rutgan'</i>	5	175cm B+B(ct)	75.00
Strong plant, smothered in clusters of smaller pink flowers in spring, disease resistant				
<b>Rosy Teacups flowering Dogwood</b>	<i>Cornus kousa x nutallii 'F70:R11,P13'</i>	5	7gal 150cm	80.00
Well branched and freely flowering, pink fowers, has good disease resistance and red fall colour				
<b>Venus Flowering Dogwod</b>	<i>Cornus kousa X nuttali 'Kn30 8'</i> <b>WLV PICK</b>	5	175cm B+B(ct)	80.00
Upright and oval formed, largest flowers of the flowering dogwoods, good fall foliage tones			35mm B+B(ct)	125.00
<b>Saffron Sentinel Cornelian Cherry</b>	<i>Cornus mas 'JFS-PN4Legacy'</i>	4	7gal 150cm	75.00
Brigh yellow flowers before leaf emergence, columnar shape, crimson fall colour, bark peels with age				
<b>European Beech</b>	<i>Fagus Sylvatica</i>	4	7gal 150cm	55.00
Distinguished shade tree for hedging or screening, green leaves, grows edible nuts			200cm B+B ct	95.00
<b>Dawyck Gold Beech</b>	<i>Fagus sylvatica 'Dawyck Gold'</i> <b>WLV PICK</b>	4	200cm B+B ct	95.00
Upright columnar tree, leaves emerge gold-yellow then to bright green in summer			250cm B+B(ct)	120.00
			45mm B+B(ct)	185.00
			300/350cm 50mm	340.00
<b>Dawyck Green Beech</b>	<i>Fagus sylvatica 'Dawyck Green'</i>	4	250cm B+B(ct)	120.00
Upright columnar tree, green leaves all season, slightly faster growing than gold and purple			45/50mm B+B(ct)	185.00
<b>Dawyck Purple Beech</b>	<i>Fagus sylvatica 'Dawyck Purple'</i>	4	200cm B+B(ct)	95.00
Upright columnar tree, good dark foliage, good for hedge/screen or as a stand alone pillar			250cm B+B(ct)	120.00
			45mm B+B(ct)	185.00
			350cm 50mm	340.00
			400cm 60mm	425.00
<b>Red Obelisk Beech</b>	<i>Fagus sylvatica 'Red Obelisk'</i> <b>WLV PICK</b>	4	5gal 150cm	55.00
Narrow columnar dark red/purple, crinkled foliage, tighter growing than 'Dawyck Purple'			200cm B+B(ct)	95.00
			300cm 50mm	305.00
			300/350cm 60mm	340.00





	Variety	Zone	Size	Price (\$)
<b><i>Beech, Magnolia, Dogwoods and Redbuds</i></b>				
<b>Purple Fountain Beech</b>	<i>Fagus sylvatica 'Purple Fountain'</i>	4	250cm B+B(ct)	135.00
	Slow growing, weeping beech with bronze-purple foliage, more narrow than other weepers		60mm W.B.	300.00
<b>Tricolour Beech</b>	<i>Fagus sylvatica 'Roseomarginata'</i>	5	3gal 100cm	38.00
	Green leaves are marked with white and edged in pink		7gal 150/175cm	75.00
			225cm B+B(ct)	125.00
<b>Jon Jon Magnolia</b>	<i>Magnolia soulangeana 'Jon Jon'</i>	5	10gal 150cm multi	75.00
	Flowers more profusely and later than other Saucers, mostly white flower with pink base			
<b>Elizabeth Magnolia</b>	<i>Magnolia hybrid 'Elizabeth'</i>	5b	7gal 150cm tree	80.00
	Creamy yellow flowers in spring, grows in a pyramidal form			
<b>Butterflies Magnolia</b>	<i>Magnolia hybrid 'Butterflies'</i>	5b	5gal 120cm tree	50.00
	Tulip-like yellow flowers in early spring, upright pyramidal tree		7gal 150cm tree	75.00
<b>Genie Magnolia</b>	<i>Magnolia hybrid 'Genie'</i>	5b	3gal 100cm tree	52.00
	Breakthrough Magnolia, dark purple round cupped flowers, tidy growth rate		5gal 120cm tree	70.00
<b>Yellow Bird Magnolia</b>	<i>Magnolia hybrid 'Yellow Bird'</i>	5b	3gal 100cm tree	50.00
	Good bloomer of pale yellow flowers in spring, large soft leaves, neatly branched structure		5gal 120cm tree	65.00
			175/200cm tree	90.00
<b>Leonard Messel Magnolia</b>	<i>Magnolia loebneri 'Leonard Messel'</i>	5	7gal 80cm	40.00
	Pink buds, opening white to blush, upright growth habit			
<b>Royal Star Magnolia</b>	<i>Magnolia stellata 'Royal Star'</i>	5	5gal 80cm	32.00
	Star shaped, fragrant white flowers in early spring			
<b>Saucer Magnolia</b>	<i>Magnolia soulangiana</i>	5	1gal 30cm	8.00
	Pink buds, opening white to blush, upright growth habit		80cm	40.00
			120cm B+B(ct)	65.00
<b>Susan Saucer Magnolia</b>	<i>Magnolia soulangiana X 'Susan'</i>	5	90cm B+B(ct)	50.00
	Red purple buds open to large flowers, compact upright growing variety			

## ***Deciduous Trees***

<b>Autumn Blaze Maple</b>	<i>Acer freemanni 'Autumn Blaze'</i>	3	7gal 200cm	60.00
	Poppy red fall colour, strong growing tree, adapts to all soils		10gal 250cm	85.00
			15g. 275cm 40mm	105.00
			20/25gal 300cm	135.00
<b>Autumn Fantasy Maple</b>	<i>Acer freemanni 'Autumn Fantasy'</i>	3	10gal 225cm	75.00
	Showy red flowers in spring, green leaves, bright red fall colour, fast grower			
<b>Firefall Maple</b>	<i>Acer freemanni 'AF#1'</i>	3	10gal 225cm	75.00
	Green foliage, crimson red fall colour, seedless, colours a bit earlier than other Freemanii's			
<b>Paperbark Maple</b>	<i>Acer griseum</i>	5	5gal 150cm	50.00
	Smaller-medium sized tree, trilobate frosty green leaves, peeling paperish bark of cinnamon brown		7gal 150cm Multi	65.00
			15gal 225cm	95.00
		Specimen	175cm Multi	175.00
<b>Crimson King Maple</b>	<i>Acer platanoides 'Crimson King'</i>	4	7gal 200cm light	50.00
	Industry standard for burgundy shade trees, retains colour all season		250/300cm 35mm	105.00
<b>Crimson Sentry Maple</b>	<i>Acer platanoides 'Crimson Sentry'</i>	4	10gal 200cm	95.00
	Columnar dwarf shaped, burgundy leaves, good for townhouse tight spots			
<b>Royal Red Maple</b>	<i>Acer platanoides 'Royal Red'</i>	4	10gal 250cm	90.00
	Medium growth rate, good structure, burgundy foliage all season		15gal 40mm	125.00
<b>Crimson Sunset Maple</b>	<i>Acer truncatum x platanoides 'JFS-KW202'</i>	4	15g 250cm	125.00
	Foliage resembles Crimson King, more upright+compact, superior heat tolerance to other purple leafed maples			



	Variety	Zone	Size	Price (\$)
<b><i>Deciduous Trees</i></b>				
<b>Ruby Slippers Amur Maple</b>	<i>Acer ginnala 'Ruby Slippers'</i> Named for its bright red keys that hang from branches June-Oct., Rounded treeform	4	10gal 200cm	75.00
<b>Eskimo Sunset Sycamore Maple</b>	<i>Acer pseudoplatanus 'Eskimo Sunset'</i> <b>WLV PICK</b> Spring leaves emerge orange pink and mature to green splashed with cream and pink	5	175cm B+B(ct)	115.00
<b>Native Red Maple</b>	<i>Acer Rubrum</i> Also known as swamp maple, red flowers, twigs and most notably great fall colour	3	2gal 110cm	10.00
<b>Red Sunset Maple</b>	<i>Acer Rubrum 'Frank's Red'</i> Pyramidal shape when young then rounded, orange-scarlett fall colour and colours early	3	10gal 200cm	75.00
<b>Silver Maple</b>	<i>Acer Saccharinum</i> Grows fast and in any type of conditions: dry-wet, hard clay-sandy, medium green leaves	3	3gal 100cm	15.00
<b>Legacy Sugar Maple</b>	<i>Acer Saccharum</i> King of the fall colours: yellow to red mixture, likes well drained soil	4		
<b>Standing Ovation Serviceberry</b>	<i>Amelanchier alnifolia 'Obelisk'</i> Columnar form, numerous white flowers in spring, yellow fall colour	4	10gal 200cm	75.00
<b>Rainbow Pillar Serviceberry</b>	<i>Amelanchier canadensis 'Glenform'</i> Dense upright and narrow growing small tree, spring white flowers, fall colours yellow, red, orange	4	5gal 120cm	45.00
<b>Robin Hill Serviceberry - tree form</b>	<i>Amelanchier Grandiflora 'Robin Hill'</i> <b>WLV PICK</b> Abundant white flowers in spring, great multitone fall foliage	4	10gal 250cm	85.00
<b>Ruby Red Horse Chesnut</b>	<i>Aesculus carnea 'Briotti'</i> Large flower cluster that stand in vertical fashion from branches, dark green leaves	5	10gal 175cm	70.00
<b>Heritage Birch - Single Stem</b>	<i>Betula nigra 'Heritage'</i> Dramatically exfoliating bark of white and tan shades, tolerates wet soil, yellow leaves in fall	4	10gal 200cm	65.00
<b>Heritage Birch - Multistem</b>	<i>Betula nigra 'Heritage'</i> Dramatically exfoliating bark of white and tan shades, tolerates wet soil, yellow leaves in fall	4	15gal 250cm 20gal 300cm	80.00 105.00
<b>Dakota Pinnacle Birch</b>	<i>Betula platyphylla 'Fargo'</i> Heat/drought tolerant, columnar growth habit, with age bark matures to a yellow white colour	4	10gal 200cm 10gal 225cm	65.00 75.00
<b>White Satin Birch - 3stem</b>	<i>Betula utilis 'Madison'</i> Has good Birch Borer resistance, white stems, green leaves turning to golden yellow in fall	4	10gal 200cm	75.00
<b>Dwarf Columnar European Hornbeam</b>	<i>Carpinus betulus columnaris nana</i> Dense and dwarf upright tree, large buds for winter interest, easy to maintain	5	5gal 70cm	45.00
<b>Pyramidal European Hornbeam</b>	<i>Carpinus betulus fastigiata</i> Small elm like leaves, columnar when young and pyramidal with age	5	225cm B+B ct	75.00
<b>Katsura Tree</b>	<i>Cercidiphyllum japonicum</i> Leaves emerge with burgundy tone, then green, gorgeous orange in fall, tight and pyramidal	4	10gal 200cm	70.00
<b>Red Fox Katsura Tree</b>	<i>Cercidiphyllum japonicum 'Rotfuks'</i> Compact and columnar, steel blue/green leaves with bronze + purple tones	5	7gal 150cm	65.00
<b>Franklin Tree</b>	<i>Franklinia alatamaha</i> Small tree with glossy dark green leaves, white with yellow center flowers in summer, collector's plant		7gal 175cm	75.00
<b>Shademaster Locust</b>	<i>Gleditsia triacanthos 'Shademaster'</i> Lobed and delicate leaves, named for the 'not too dark and not too sparse' shade it provides	4	15gal 300cm	90.00
<b>Sunburst Honey Locust</b>	<i>Gleditsia triacanthos 'Sunburst'</i> New golden foliage stands out well against darker mature leaves, very tolerant	4	15gal 275cm	90.00
<b>Espresso Kentucky Coffee Tree</b>	<i>Gymnocladus dioicus 'Espresso-JFS'</i> Selected for its tolerance of heat/drought/cold, upright branching, seedless, has a "tropical" feel to it	4	10gal 250cm	110.00
<b>Columnar Golden Chain Tree</b>	<i>Laburnum anagyroides columnaris</i> Yellow pendulous flowers, slender form	5b	10gal 175cm	65.00



Variety	Zone	Size	Price (\$)
<b><i>Deciduous Trees</i></b>			
<b>Slender Silhouette Sweetgum</b> Super slim tree for today's yards, star shaped leaves, yellow, orange, red, purple in fall	Liquidambar styraciflua 'Slender Silhouette'	5b-6a	7gal 150cm 65.00 250cm B+B ct 105.00 40mm + 155.00
<b>Worplesdon Sweetgum</b> Round pyramidal shape, star shaped leaves, great fall colours	Liquidambar styraciflua 'Worplesdon'	5b	7gal 150cm 65.00 10gal 200cm 80.00
<b>Tulip Tree</b> Tall growing native tree, butter yellow blooms and medium green leaves	Liriodendron tulipifera		7gal 150cm 50.00
<b>Arnold Tulip Tree</b> Upright and columnar growth, yellow flowers in spring, low maintenance, strong grower	Liriodendron tulipifera 'Arnold'	5	225cm B+B ct 80.00 45mm 300cm 155.00
<b>Rinki Crabapple</b> Narrow upright full growing small tree, pink-white flowers in spring, good disease resistance	Malus x 'Rinki'	3	10gal 200cm 65.00
<b>Profusion Crabapple</b> In May deep pink blooms in clusters, burgundy-green foliage, reddish stems	Malus 'Profusion'	4	10gal 225/250cm 65.00
<b>Red Delicious Apple</b> Known for its good taste, has very red colour and crisp flesh	Malus domestica 'Red Delicious'	4	7gal 175cm 37.00
<b>Honey Crisp Apple</b> Yellow and red colour, great flavour and size, recent introduction to the apple family	Malus domestica 'Honeycrisp'	4	7gal 175cm 38.00
<b>Royal Gala Apple</b> Medium sized fruit striped orange-red, great eating apple, ripens late August to early September	Malus domestica 'Royal Gala'	4	7gal 175cm 37.00
<b>Dawn Redwood</b> Deciduous conifer, likes moist humus rich soils, desired for rough bark on branches and stem	Metasequoia glybtostruboides	4	
<b>Gold Rush Dawn Redwood</b> Fast growing, pyramidal, deciduous conifer with great golden foliage all season <b>WLV PICK</b>	Metasequoia glybtostruboides 'Gold Rush'	4	7gal 150cm 75.00
<b>Tupelo Tower Black Gum</b> Unique upright tree, strong vertical habit, small blue fruit for birds, gold/orange in fall	Nyssa sylvatica 'Tupelo Tower'	5	7gal 200cm 70.00
<b>Wildfire Black Gum</b> Upright form with bright red new growth, red fall colour, unique	Nyssa sylvatica 'Wildfire'	5	5gal 150cm 65.00
<b>London Plane Tree</b> Fast growing, large medium green leaves, mottled bark resembling 'Camo' pattern, tough	Platanus acerifolia	5	10gal 225cm 65.00
<b>Columnar Sweedish Aspen</b> Narrow columnar tree, small rounded leaves "tremble" in any breeze, orange + yellow in fall	Populus tremula erecta	4	10gal 225cm 65.00
<b>Kwanzan Flowering Cherry</b> Vase shaped tree covered in double pink flowers in spring, landscape staple in Japan	Prunus serrulata 'Kwanzan'	5	10gal 250cm Tree 75.00
<b>Bartlett Eating Pear</b> Strong upright grower, fruit is firm and bright yellow when ripe	Pyrus communis 'Bartlett'	4	7gal 175cm 38.00 10gal 225cm 48.00
<b>Flemish Beauty Pear</b> Large size, yellow skin with red blush, firm flesh, this is a productive tree	Pyrus communis 'Flemish Beauty'	4	7gal 175cm 38.00
<b>Chanticleer Ornamental Pear</b> Upright branching compact tree with profuse white spring blooms, late multi-colour fall change	Pyrus calleryana 'Chanticleer'	4	10gal 200cm 70.00 15gal 225cm 80.00 15gal 250cm 95.00
<b>Swamp White Oak</b> Rounded growth, can grow very old, tolerates very wet or very dry conditions	Quercus bicolor	3	1gal 50cm 5.00 3gal 90cm 15.00 7gal 175cm 50.00
<b>Columnar English Oak</b> Narrow, compact oak specimen with dark green leaves, holds brown fall leaves into winter	Quercus robur fastigiata	3	7gal 175cm 80.00 10gal 200cm 90.00
<b>Kindred Spirit Columnar Pin Oak</b> Cross of Swamp White and Columnar English, narrower than Regal Prince, mildew resistant	Quercus robur X bicolor 'Nadler'	4	15gal 250cm 135.00
<b>Red Oak</b> Native tree, very tough and adaptable, nice red fall colour	Quercus Rubra	3	16gal 250cm 95.00
<b>Regal Prince Columnar Oak</b> Vigorous columnar tree, dark green glossy leaves which have silvery undersides, mildew resistant	Quercus X Warei 'Long'	4	7gal 175cm 75.00



	Variety	Zone	Size	Price (\$)
<b>Japanese Stewartia</b>	<i>Stewartia pseudocamelia</i>	5	3gal 90/100cm	45.00
	Camelia like blooms with white petals and orange center in June/July, small tree		175cm B+B (ct)	85.00
<b>Japanese Snowbell Tree</b>	<i>Styrax japonicus</i>	5	200cm B+B(ct.)	75.00
Small tree with horizontal branching, white fragrant flowers hang in late spring				
<b>Ivory Silk Japanese Tree Lilac</b>	<i>Syringa reticulata 'Ivory Silk'</i>	2	10gal 175cm	60.00
	Creamy white fragrant flowers bloom later than most lilacs		10gal 225/250cm	80.00
			15g. 275cm 40mm	125.00
<b>Shawnee Brave Bald Cypress</b>	<i>Taxodium distichum 'Mickelson'</i>	5	7gal 150cm	75.00
Deciduous conifer which is adaptable to urban condition, green needles with rusty orange fall colour				

## **Deciduous Standards**

<b>Dwarf Umbrella Catalpa</b>	<i>Catalpa bignoides nana</i>	5	15gal 150stem	90.00
Large bright green leaves, globe shape head of foliage				
<b>Weeping Peashrub</b>	<i>Caragana arborescens pendula</i>	4	10gal 120stem	45.00
Hanging branches with small green leaves, yellow spring flowers				
<b>Walker's Weeping Cutleaf Peashrub</b>	<i>Caragana arborescens 'Walker' STD</i>	4	7gal 120stem	45.00
Weeping cutleaf shrub on standard, yellow flowers in spring, tolerant of poor soils and drought				
<b>Blue Bird Rose of Sharon Treeform</b>	<i>Hibiscus syriacus 'Blue Bird'</i>	5	7gal 120-150cm	55.00
Light purple-blue flowers in the second half of summer				
<b>Aphrodite Rose of Sharon Treeform</b>	<i>Hibiscus syriacus 'Aphrodite'</i>	5	7gal 120-150cm	55.00
Single deep pink blooms with a dark red eye				
<b>Limelight Hydrangea STD</b>	<i>Hydrangea paniculata 'Limelight'</i>	4	7gal 90stem	53.00
Conical white flowers, emerging greenish, then solid white and pink tones in fall				
			10gal 100stem	65.00
<b>Vanilla Strawberry Hydrangea STD</b>	<i>Hydrangea paniculata 'Renhy'</i>	4	7gal 100stem	53.00
Large flowers emerge white, acquiring pink/red tones, reddish stems, continuous bloomer				
<b>PeeGee Hydrangea STD</b>	<i>Hydrangea paniculata grandiflora</i>	4	10gal 90stem	50.00
The original Hydrangea, cone shaped white -to-pink flowers, somewhat pendulous branches				
<b>Phantom Hydrangea STD</b>	<i>Hydrangea paniculata 'Phantom'</i>	4	7gal 80stem	45.00
Strong grower, quite similar to Limelight with slightly larger flower heads, 5' height				
<b>Pinky Winky Hydrangea STD</b>	<i>Hydrangea paniculata 'DVP Pink'</i>	4	7gal 70stem	53.00
Sturdy stems display large white flowers that mature to all shades of pink				
<b>Quick Fire Hydrangea STD</b>	<i>Hydrangea paniculata 'Quickfire'</i>	4	5gal 90stem	45.00
Earliest bloomer of the paniculatas, white flowers turn to red				
<b>Goldenrain Tree</b>	<i>Kouleuteria paniculata</i>	5	7gal 120stem	55.00
Round growing tree, tolerant of urban conditions, upright or horizontal yellow flowers in summer				
<b>Amber Jubilee Ninebark STD</b>	<i>Physocarpus opulifolius '</i>	4	10gal 150cm tree	60.00
A unique blend of foliage colours, yellow/orange new growth, green/purple base, cool bark				
<b>Summer Wine Ninebark STD - PW</b>	<i>Physocarpus opulifolius 'Seward' STD</i>	4	7gal 150cm tree	50.00
Fine, dark crimson-red foliage, many pink button like flowers, interesting white split bark				
<b>Dappled Willow STD</b>	<i>Salix integra 'Hakuro Nishiki' STD</i>	4	5gal 100stem	36.00
			7gal 120stem	42.00
Bright pink new growth dappled with green & white, grafted on a standard				
<b>Dwarf Korean Lilac STD</b>	<i>Syringa meyeri 'Palibin' STD</i>	4	5gal 100stem	40.00
			7gal 120stem	50.00
			10gal 120stem	60.00
Reddish purple buds opening to lilac pink, fragrant, small dark green foliage, grafted on standard				



	Variety	Zone	Size	Price (\$)
<b>Dwarf Hinoki Standard</b>	<i>Chamaecyparis obtusa 'Nana Gracilis' STD</i>	5	80st 40hd B+B ct	75.00
Dwarf plant with rich green fan-shaped foliage sprays				
<b>Verdoni Dwarf Hinoki Standard</b>	<i>Chamaecyparis obtusa 'Verdoni' STD</i>	5	7g. 70st 40hd	75.00
Dwarf plant with rich green and yellow fan-shaped foliage sprays				
			10g. 60st 50hd	105.00
<b>Daub's Frosted Juniper Standard</b>	<i>Juniperus pfitzeriana 'Daub's Frosted' STD</i>	4	60st 30hd B+B ct	55.00
Appealing two-tone foliage of blue green older growth and bright yellow new growth				
<b>Blue Star Juniper Standard</b>	<i>Juniperus squamata 'Blue Star' STD</i>	4	3g 80st 30hd	40.00
Dense steel blue dwarf				
			70st 50hd B+B ct	75.00
<b>Little Gem Spruce Standard</b>	<i>Picea abies 'Little Gem' STD</i>	4	2g. 80st 20hd	32.00
A nice, dense dwarf spruce, bright green new growth				
			80st 40hd B+B ct	80.00
			80st 75hd B+B ct	115.00
<b>Dwarf Blue Globe Spruce Standard</b>	<i>Picea pungens 'Glauca Globosa' STD</i>	2	5gal 70st 30hd	65.00
Dwarf, globe-shaped spruce with silvery blue foliage all year long				
			70st 40hd B+B ct	70.00
			90st 60hd B+B ct	85.00
<b>Sherwood Compact Pine STD</b>	<i>Pinus mughus 'Sherwood Compact' STD</i>	4	2g 60st 25hd	32.00
Rich green strict needles and a bushy habit				
<b>Blue Shag White Pine Standard</b>	<i>Pinus strobus 'Blue Shag' STD</i>	4	3gal 70stem 30hd	50.00
Blue-green 3-4" wispy needles, tight round form				
<b>Horsford's Dwarf White Pine STD</b>	<i>Pinus Strobus 'Horsford's Dwarf' STD</i>	4	80st 70hd B+B ct	95.00
Blue Green 3-4" wispy needles, tighter form than Blue Shag				

## Topiaries

<b>Weeping Blue Atlas - Serpentine</b>	<i>Cedrus atlantica 'Glauca Pendula'</i>	6	5gal 100cm	70.00	
Serpentine form of this evergreen conifer, drooping twisted branches with powdery blue needles					
			175cm B+B(ct.)	125.00	
<b>Boulevard False Cypress - Pom Pom</b>	<i>Chamaecyparis pisifera 'Boulevard' Pom pom</i>	5	10gal 125cm	145.00	
Soft, silvery-blue foliage, pom pom form, 5-7 balls					
<b>Tiered Wichita Blue Juniper</b>	<i>Juniperus scopulorum 'Wichita Blue'</i>	3	7gal 150cm	100.00	
Upright with blue foliage, shaped like a winding staircase around the trunk of tree					
<b>Spiral Wichita Blue Juniper</b>	<i>Juniperus scopulorum 'Wichita Blue'</i>	3	7gal 150cm	100.00	
Upright with blue foliage, shaped like a winding staircase around the trunk of tree					
<b>Spiral Alberta Spruce</b>	<i>Picea glauca 'Conica'</i>	4	5gal 120cm	85.00	
Cone shaped dwarf tree pruned into a spiral shape					
			7gal 120/150cm	120.00	
			15gal 150cm	155.00	
<b>Tiered Alberta Spruce</b>	<i>Picea glauca 'Conica'</i>	4	5gal 110cm	85.00	
Cone shaped dwarf pruned into vertical leveled specimen/accent plant					
			7gal 125cm	120.00	
			15gal 150cm	155.00	
<b>Spiral Emerald Cedar</b>	<i>Thuja Occidentalis 'Emerald'</i>	4	7gal 120cm	95.00	
Well trimmed full plants, bright green foliage					
			15gal 150/175cm	135.00	
<b>Scots Pine Pom Pom</b>	<i>Pinus sylvestris</i>	3	10gal 140cm	135.00	
A green Pine shaped into stems with ball shapes on the end of branches					
<b>Waterii Scotch Pine - Pom Pom</b>	<i>Pinus sylvestris Waterii</i>	<b>WLV PICK</b>	3	15gal 150cm	195.00
Slow growing tree with dense blue needles, our best long term pom pom plant					





	Variety	Zone	Size	Price (\$)
<b>Japanese Maples</b>				
<b>Bloodgood Japanese Maple</b> Medium growing with deep red foliage that holds through summer, hues of red in fall	<i>Acer palmatum 'Bloodgood'</i>	5	2gal 60cm	28.00
			5gal 140cm	65.00
			7gal 150cm	95.00
			10gal 150cm	125.00
			15gal 200cm	165.00
			20gal 225cm	310.00
			300cm 50mm	415.00
<b>Butterfly Japanese Maple</b> Small tree with upright vase form, serrated small green leaves have a white edge	<i>Acer palmatum 'Butterfly'</i>	5	10gal 120cm	85.00
			150/175cm	145.00
<b>Dragon Tears Japanese Maple</b> Collector's variety with strong horizontal branching, foliage emerges crimson red, then burgundy	<i>Acer palmatum 'JN4'</i>	5	2gal 70cm	35.00
<b>Emperor I Japanese Maple</b> Attractive foliage with rich dark red colouring in summer, turns brilliant scarlet in fall	<i>Acer palmatum 'Wolff'</i>	5	2gal 60cm	28.00
			3gal 90cm	4.00
			7gal 150/175cm	90.00
			200cm B+B	175.00
			60mm W.B.	350.00
<b>Fireglow Japanese Maple</b> Upright, slow growing tree, spring and summer foliage is brilliant red, crimson in fall	<i>Acer palmatum 'Fireglow'</i>	5	2gal 60cm	32.00
			5gal 140cm	65.00
			10gal 150cm	125.00
			175cm B+B ct	155.00
<b>Kiyo Hime Japanese Maple</b> Dwarf variety, leaves emerge red and age to multi-coloured, very full, wider than tall habit	<i>Acer palmatum 'Kiyo Hime'</i>	5	2gal 30cm	32.00
<b>Orange Dream Japanese Maple</b> Bushy upright, spring foliage is yellow with orange margin, maturing green, in fall it's bright gold	<i>Acer palmatum 'Orange Dream'</i>	5	3gal 100cm	50.00
<b>Osakazuki Japanese Maple</b> Medium green leaves spring +summer, most outstanding crimson red fall colour of Jap. Maples	<i>Acer palmatum 'Osakazuki'</i>	5	5gal 120cm	55.00
<b>Coral Bark Japanese Maple</b> Yellowish green leaves on pink/red stems, give this tree 4 season interest	<i>Acer palmatum 'Sango Kaku'</i>	5	2gal 80cm	32.00
			5gal 120cm	70.00
			7gal 150cm	95.00
<b>Seiryu Japanese Maple</b> Basically a laceleaf upright, medium growth rate, light green leaves, reddish tones in new growth	<i>Acer Palmatum 'Seiryu'</i>	5	3gal 100cm	45.00
<b>Oregon Sunset Japanese Maple</b> Compact form, bright red new growth	<i>Acer palmatum 'Oregon Sunset'</i>	5b	2gal 40cm	32.00
<b>Lion's Head Japanese Maple</b> A unique form bearing heavily curled green leaves, becomes orange-red in fall	<i>Acer palmatum 'Shishigashira'</i>	5	2gal 60cm	32.00
			7gal 120cm	95.00
			140cm B+B ct	155.00
<b>Tsukasa Silhouette Japanese Maple</b> Leaves emerge orange or red, fading to light green, upright columnar habit	<i>Acer palmatum 'Tsukasa Silhouette'</i>	5	5gal 140cm	65.00
<b>Twombly's Red Sentinel J. Maple</b> Upright, thick and full stature, red leafed maple, broader columnar habit than Skeeter's Great fall colour	<i>Acer palmatum 'Twombly's Red Sentinel'</i>	5	120cm B+B ct	85.00
			10gal 150cm	125.00
<b>Crimson Queen Japanese Maple</b> Slow growing, mounded, purple red in spring, bronze red in summer and crimson tones in fall	<i>Acer palmatum dissectum 'Crimson Queen'</i>	5	2gal 60stem	30.00
			3gal 80cm	40.00
			7gal 100ht	100.00
			10gal 100ht	130.00
			10gal 110 spread	175.00
			15gal 110ht	175.00
			25gal 120ht	245.00
			25gal premium	285.00



	Variety	Zone	Size	Price (\$)
<b><u>Japanese Maples</u></b>				
<b>Inaba Shidare Japanese Maple</b> Deep red-purple dissected foliage spring into summer, with brilliant crimson fall colour. Hardest of the cutleaf varieties	<i>Acer palmatum dissectum 'Inaba Shidare'</i>	5	2gal 60cm	30.00
			7gal 100ht	100.00
			15gal 120cm	185.00
<b>Orangeola Japanese Maple</b> Great structure, forms a nice pendulous canopy, mostly green with red and purple tones	<i>Acer palmatum dissectum 'Orangeola'</i>	5	10/15gal 110cm	175.00
<b>Red Dragon Japanese Maple</b> Well branched, slightly weeping with dissected foliage, the reddest of the weeping cutleaves	<i>Acer palmatum dissectum 'Red Dragon'</i>	5	2gal 50cm	30.00
			5gal 80cm	70.00
			7gal 80cm	90.00
<b>Tamukeyama Japanese Maple</b> Crimson/red then purple, good colour retention in summer, strong grower	<i>Acer palmatum dissectum 'Tamukeyama'</i>	5	2gal 60cm	30.00
			3gal 80cm	38.00
			5gal 90cm	65.00
			7gal 90cm	85.00
			10gal 100height	115.00
			15gal 110height	155.00
<b>Viridis Japanese Maple</b> A small tree with cascading branches, dissected green leaves, faster growing + larger than Waterfall	<i>Acer palmatum dissectum 'Viridis'</i>	5	7gal 90cm	80.00
			7gal 100ht	100.00
			10gal 100spread	175.00
			15gal 120ht	175.00
<b>Moonrise Japanese Maple</b> Leaves emerge pink-orange, and older leaves are lime yellow, hardier than Full Moon, fuller than Autumn Moon	<i>Acer shirasawanum 'Munn001'</i>	5	3gal 100cm tree	45.00
<b>Full Moon Japanese Maple</b> Small tree with a dense broad canopy, round yellow nine lobed leaves, fall colour red and orange	<i>Acer shirasawanum 'Aureum'</i>	5b	2gal 40cm	35.00
			5gal 80cm	75.00
<b>Autumn Moon Japanese Maple</b> Similar to 'Full Moon', but has orange and red new growth, and holds up to full sun much better	<i>Acer shirasawanum Aureum 'Autumn Moon'</i>	5b	2gal 50cm	35.00
			3gal 70cm	50.00
			150cm B+B(ct.)	115.00
	<b>WLV PICK</b>			

**Vines - Staked**

<b>Climbing Hydrangea</b> Considered one of the most elegant vines, large, lacy white blooms in June to July	<i>Hydrangea anomala petiolaris</i>	4	2gal hoop	11.00
			3gal staked	13.00
<b>Blue Moon Wisteria</b> Touted as the hardest Wisteria, 10-12" lavender blue flowers in summer	<i>Wisteria machrostachya</i>	4	2gal hoop	11.00
<b>Small leafed Virginia Creeper</b> Glossy bright green leaves with purple tint in spring, bright scarlett in fall, fast growing	<i>Parthenocissus Tricuspidata Veitchii</i>	4	1gal hoop	8.00

**Groundcovers**

<b>English Ivy</b> Evergreen vine, grows in most any condition, covers the ground and climbs walls	<i>Hedera Helix</i>	5	18tray	27.00
<b>Japanese Spurge</b> Shrubby evergreen groundcover, white flower in summer	<i>Pachysandra terminalis</i>	5	32tray	40.00
<b>Perriwinkle</b> Purple flowers, dark green small leaves, tough plant and a good grower	<i>Vinca atropurpea</i>	4	18tray	27.00



	Variety	Zone	Size	Price (\$)
<b><u>Grasses</u></b> (Most Grass items unavailable until May)				
<b>Feather Reed Grass</b>	<i>Calamagrostis x acutiflora 'Karl Foerster'</i>	4	1gal	5.00
Early flowering, very upright, blooms stay upright well into winter			5gal	15.00
<b>Pennsylvania Sedge</b>	<i>Carex pennsylvatica</i>	5	1gal	6.00
Low growing and bright green thin blades, flowing wispy structure, best for shade mass plantings				
<b>Elijah Blue Fescue</b>	<i>Festuca glauca 'Elijah Blue'</i>	3	1gal	5.50
The bluest selection of fescue, small clump forming grass				
<b>Beni Kaze Forest Grass</b>	<i>Hakonechloa macra 'Beni Kaze'</i>	5	1gal	7.00
Medium green blades form a full mound, acquires burgundy tips in late summer, fall colour mixed				
<b>Golden Japanese Forest Grass</b>	<i>Hakonechloa macra 'Aureola'</i>	<b>WLV PICK</b>	1gal	7.00
Gracefully arching yellow leaves with green blades, forms a small dense clump				
<b>All Gold Japanese Forest Grass</b>	<i>Hakonechloa macra 'All Gold'</i>	5	1gal	8.00
Gracefully arching chartreuse-yellow leaves, forms a small dense clump				
<b>Japanese Blood Grass</b>	<i>Imperata cylindrica 'Rubra'</i>	5	1gal	6.50
Bright green leaves turn bright red on the upper half, colour persists until dormancy				
<b>Northwind Switchgrass</b>	<i>Panicum virgatum 'Nothwind'</i>	4	1gal	7.00
Dependably upright and strong, slimmer growing than other Switchgrass, blue-ish green blades				
<b>Black Mondo Grass</b>	<i>Ophiogon Planiscapus Nigrescens</i>	5	1gal	9.00
Dark purple to black blades, 6" in height, light pink flowers turn to black berries				
<b>Heavy Metal Switch Grass</b>	<i>Panicum virgatum 'Heavy Metal'</i>	4	3gal	10.00
Upright blue green strong stems, to 4' tall, old standby, tough and ornamental				

<b><u>Perennials</u></b> (Most Perennial items unavailable until May)				
<b>Green Panda Bamboo</b>	<i>Fargesia Dracocephala Rufa</i>	<b>WLV PICK</b>	2gal	25.00
Hardy non-invasive bamboo, vigorous, forms a clump, prefers well drained soil				
<b>Bilberry Coral Bells</b>	<i>Heuchera X Bilberry</i>	4	1gal	7.00
Dark purple foliage with reddish tones/veins, tidy habit				
<b>Caramel Coral Bells</b>	<i>Heuchera X Caramel</i>	4	1gal	7.00
Orange-bronze-caramel coloured leaves, good growth moderate speed and full plant				
<b>Boysenberry Coral Bells</b>	<i>Heuchera X 'Boysenberry'</i>	4	1gal	7.00
Glossy ruffled foliage of coppery red colours				
<b>Black Sea Coral Bells</b>	<i>Heuchera X 'Black Sea'</i>	4	1gal	7.00
Smooth leaves of dark purple that have a glassy sheen, consistent and compact				
<b>Blue Cadet Hosta</b>	<i>Hosta 'Blue Cadet'</i>	3	1gal	5.00
Medium sized plant, blue leaves, lavender flowers in summer				
<b>Blue Mammoth Hosta</b>	<i>Hosta 'Blue Mammoth'</i>	3	1gal	6.00
Thick Powder Blue-green large leaves, Large overall size growing to 4' wide				
<b>Halcyon Hosta</b>	<i>Hosta tardiana 'Halcyon'</i>	3	1gal	4.50
Medium sized blue hosta, pointed heart shaped leaves				
<b>Minuteman Hosta</b>	<i>Hosta fortunei 'Minuteman'</i>	3	1gal	5.00
Thick dark green leaves, with pure white wide margin, medium size				
<b>Liberty Hosta</b>	<i>Hosta 'Liberty'</i>	3	1gal	8.00
Wide and dramatically streaked cream yellow, blue-green centers, larger sized leaves				
<b>Queen Josephine Hosta</b>	<i>Hosta 'Queen Josephine'</i>	3	1gal	6.00
Dark green leaves with wide yellow edge, very glossy sheen, strong grower with a medium size				
<b>Autumn Joy Sedum</b>	<i>Sedum 'Autumn Joy'</i>	4	1gal	4.50
Clump forming with stiff upright stems, mid-summer to fall bloom			2gal	8.00



C Incrediball Blush Hydrangea PW



1 Firefall Maple



2 Little Gem Spruce STD



3 Apricot Drift Rose




4 Rinki Crabapple




5 Amber Jubilee Ninebark FE



6 Beni Kaze Forest Grass




7 Adelaide Dunbar Lilac



8 Emerald Cedar and Little Giant Cedar



9 Aphrodite Rose of Sharon



10 Green Gem Boxwood

**Terms and Conditions**

- 1. All prices are FOB (Freight-on-Board), Grimsby, ON. Shipping charges are extra and are based on footage taken in the truck and distance from our Nursery.
- 2. Terms are Net 30 unless otherwise agreed in writing. A 2% per month finance charge will be charged on overdue accounts. New customers are on a cash basis until credit is established. Credit applications are available upon request.
- 3. All prices are subject to change without notice.

- 4. All plants confirmed may not be ready to be shipped at the same time. We'll do our best!
- 5. All plants are tagged with picture tags or descriptive loop labels. Additional pre-priced loop label tags are available for \$0.30/plant. Sticker labels are available for \$0.20/plant.
- 6. Payment by credit card will be accepted within 15 days of delivery date. A 3% credit card processing fee will be added to credit card payments made after that time.









# WOOLVERTON NURSERY

202 Woolverton Road. Grimsby, ON L3M 4E7

**P** 905 973 5646 **Alt** 905 745 7724 **F** 905 309 3651

**E** john@woolvertonnursery.ca / *Operations, Sales*

crystal@woolvertonnursery.ca / *Customer Service, Accounting*

jeff@woolvertonnursery.ca / *Sales*

[www.woolvertonnursery.ca](http://www.woolvertonnursery.ca)

## Product availability Fall 2018 & Spring 2019

