



# Blueville Nursery, Inc.

*Complete landscape service since 1933*

## Price Catalog

***2022***



## Price List

Perennials		Multi-Stem Trees	
3-5"	\$4.00	6-8'	\$200.00
Qt	\$6.00	8-10'	\$275.00
Gallon	\$20.00	10-12'	\$320.00
2/3 Gallon	\$40.00	12-14'	\$420.00
Shrubs		Upright Evergreens	
Gallon	\$20.00	4-5'	\$180.00
15-18"	\$50.00	5-6'	\$210.00
18-24"	\$60.00	6-7'	\$240.00
24-30"	\$70.00	7-8'	\$280.00
Deciduous Trees		8-9'	\$330.00
6-8'	\$175.00	Pines / Spruces	
1-1.5"	\$225.00	2-3'	\$145.00
1.5-2"	\$275.00	3-4'	\$185.00
2-2.5"	\$320.00	4-5'	\$215.00
2.5-3"	\$420.00	5-6'	\$270.00
3-4"	\$520.00	6-7'	\$370.00
		7-8'	\$445.00
		8-9'	\$545.00

\*Prices are for general items. Some items do not fall into this pricing guideline. Not all plant varieties are available in all sizes at all times. **Prices and availability are subject to change.** Call the garden store (785)539-2217 for pricing and availability.

## Deciduous Trees

PRICING:		
Single Stem		
6-8'...\$175	1.5-2" ... \$275	2.5-3" ...\$420
1-1.5" ...\$225	2-2.5" ...\$320	3-4" ...\$520
Multi-Stem		
6-8'...\$200	10-12' ...\$320	
8-10' ...\$275	12-14'...\$420	
All varieties may not be available in each size.		
<i>Prices subject to change</i>		

## Aspen

*Populus*

### Quaking Aspen

*Populus tremuloides 'NE Arb'*



Midwest native. Hardy in heat and humidity. Can tolerate a range of soil conditions. Pyramidal shaped canopy. Fall color: yellow.

40' tall x 20' wide  
Full sun

**Deciduous Trees**

**Bald Cypress**

*Taxodium*

**Bald Cypress**

*Taxodium distichum*

Native to southern swamps and up the Missouri River Valley. Thrives in wet soils, but adapts extremely well to a wide range of soil conditions. Tolerates occasional flooding. Soft, feathery needles defoliate in the winter. Does bear cones. Fantastic wildlife habitat. Fall color: rust.

70' tall x 20' wide

Full to part sun



**'Lindsey Skyward'**

Dwarfed version of the bald cypress. Branches grow upright to form a narrow canopy. Retains the hardiness and adaptability of a bald cypress. Non-aggressive root system. Fall color: copper.

20' tall x 5-10' wide

Full to part sun



**Deciduous Trees**

**Birch**

*Betula*

**Heritage**

*Betula nigra 'Cully'*



Multi-stem. Papery white and peach toned peeling bark on trunks. Thrives in wet soils. Extremely heat tolerant. Exceptionally fast growing. Small, green foliage through the summer. Fall color: yellow.

50' tall x 40' wide

Full to part sun

**Royal Frost**

*Betula 'Royal Frost'*



Multi-stem. Peeling white bark along trunks. Foliage is burgundy-purple through the growing season. Less tolerant of heat than the 'Heritage' variety. Benefits from some partial shade. Exceptionally fast growing. Fall color: Orange-red.

40' tall x 20' wide

Full to part sun

Deciduous Trees

Chokecherry

*Prunus*

Canada Red

*Prunus virginiana*

Native across North America. Extremely hardy, tolerating extreme heat, cold, wind, and varying moisture levels. New leaves emerge green, then change to burgundy throughout the growing season. White blooms in spring followed by small black fruits. Fall color: Burgundy

30' tall x 20' wide

Full sun to part sun



Cottonwood

*Populus*


Siouxland Cottonwood

*Populus deltoides*

Native to Kansas. Male, cottonless trees. Extremely fast growing. Adaptable to wide range of soil types. Cold and heat hardy. Useful for creating windbreaks, stabilizing slopes, and naturalizing areas. Fall color: yellow.

70' tall x 40' wide

Full sun



Deciduous Trees

Crabapple

*Malus*

Raspberry Spear

*Malus x 'JFS-KW213MX'*

Upright, tightly columnar tree. Deep pink flowers bloom on bare branches in early spring followed by red fruits. Foliage gains a burgundy hue throughout the growing season. Small, ornamental tree perfect for small areas or front yards. Fall color: Orange-bronze.

20' tall x 8' wide

Full sun to part sun



Royal Raindrops

*Malus x 'JFS-KW5'*



One of our most popular trees. Rounded, umbrella canopy. Sturdy branches—handles wind well. Bright, magenta flowers bloom on bare branches in early spring followed by red fruits. Purple foliage throughout the growing season. Fall color: Burgundy

20' tall x 15' wide

Full sun to part sun

**Deciduous Trees**

**Sargent Tina**

*Malus sargentii 'Tina'*

Dwarf tree with dense, pendulous branches. White flowers bloom on bare branches followed by red fruit. Green foliage. Small ornamental accent tree ideal for entryways or small gardens.  
5' tall x 6' wide  
Full sun to part sun



**Spring Snow**

*Malus 'Spring Snow'*

Our only fruitless crabapple. No litter. Great for planting near sidewalks, patios, and high traffic areas. White flowers bloom on bare branches in early spring. Green foliage throughout the growing season. Fall color: yellow.  
20' tall x 20' wide  
Full sun to part sun



**Deciduous Trees**

**Elm**

*Ulmus*

**Allee Lacebark**

*Ulmus parvifolia 'Emer II'*



Arching, vase shaped canopy. Small leaves give the canopy a fine texture. Peeling bark on mature trees. Resistant to Dutch Elm Disease. Tolerant of a wide range of conditions. Fall color: yellow-rust red.  
50' tall x 40' wide  
Full sun

**Frontier**

*Ulmus x 'Frontier'*



Pyramidal to vase shaped canopy. Small glossy green leaves. Great shade tree for front yards or along streets. Resistant to Dutch Elm Disease. Tolerant of a wide range of conditions. Unique fall color. Fall color: burgundy-purple.  
40' tall x 30' wide  
Full sun

**Ginkgo**

*Ginkgo*

**Autumn Gold Ginkgo**

*Ginkgo biloba 'Autumn Gold'*

Maidenhair tree. Fruitless, male variety. Symmetrical branching canopy. Known for unique fan-shaped leaves. Soft green foliage turns incredible solid yellow. Fall color: yellow.  
45' tall x 35' wide  
Full sun

Deciduous Trees

Japanese Maple

*Acer*

**Bloodgood**

*Acer palmatum atropurpureum 'Bloodgood'*

Small accent tree. Requires shade and protection from wind in our area. Rounded, low branching growth habit. Burgundy-red star-shaped leaves. Very slow growing. Fall color: burgundy. 15' tall x 15' wide Full to part shade



**Crimson Queen**

*Acer palmatum dissectum 'Crimson Queen'*

Small accent tree. Requires shade and protection from wind in our area. Rounded, weeping growth habit. Crimson, feathery leaves. Very slow growing. Fall color: scarlet. 8' tall x 8' wide Full to part shade



Deciduous Trees

Lilac

*Syringa*

**Ivory Silk**

*Syringa reticulata 'Ivory Silk'*



Upright to rounded canopy. Small ornamental lawn or street tree. Large, white panicle blooms in spring and early summer. Large green leaves. Attractive red-brown bark with a sheen.

20' tall x 15' wide Full to part sun

Linden

*Tilia*

**Greenspire**

*Tilia cordata 'Greenspire'*



Pyramidal canopy is extremely symmetrical with a strong central leader. Dark green foliage. Low maintenance tree with no litter. Excellent street or yard tree. Fall color: yellow.

40' tall x 30' wide Full sun

Deciduous Trees

Magnolia

*Magnolia*

**Bracken's Brown**

*Magnolia grandiflora*

Cold hardy Southern style magnolia. Evergreen foliage is thick and waxy. Deep green leaves with soft brown undersides. Large creamy white blooms in late spring. Pyramidal shape. Branches to the base.

30' tall x 15' wide

Full sun



**Royal Star**

*Magnolia stellata 'Royal Star'*

Multi-stemmed, open canopy small tree. Does exceptionally well in our area. Very heat and cold hardy. White double blooms in spring followed by green foliage. Great as an accent tree in small yards or near entryways.

15' tall x 15' wide

Full to part sun



Deciduous Trees

Maple

*Acer*

**Shantung Maple**

*Acer truncatum*



Great tree for NE Kansas—heat tolerant foliage; tolerant of alkaline soils. Perfectly rounded canopy. Fall color: bronze.

25' tall x 20' wide

Full to part sun

**Crimson Sunset Maple**

*Acer truncatum x plat. 'JFS-KW202'*



Purple-red foliage during the spring and summer. Shantung maple parentage gives heat tolerance and tatter resistance. Fall color: maroon.

35' tall x 25' wide

Full to part sun

**John Pair Maple**

*Acer saccharum 'John Pair'*



A Caddo maple (bred from Caddo, Oklahoma) is extremely tolerant of heat and drought. Hardwood of a sugar maple. Fantastic sugar maple color. Fall color: red.

30' tall x 30' wide

Full to part sun

**Deciduous Trees**

**Fall Fiesta Maple**

*Acer saccharum 'Balista'*

One of the hardiest sugar maples for both heat and cold. Resistant to Japanese Beetles. Hardwood of a sugar maple. Fantastic sugar maple color. Fall color: blend of oranges, yellows, and reds.

50' tall x 40' wide

Full sun



**Redpointe Maple**

*Acer rubrum 'Frank Jr.'*

Pyramidal shaped red maple. Faster growing than the average maple. Easy to maintain shape. Fall color: red.

45' tall x 30' wide

Full sun



**Autumn Blaze Maple**

*Acer x freemanii 'Jeffersred'*

Hybrid of a red and silver maple. Gives the exceptionally fast growth rate and adaptability of a silver maple. Excellent color of a red maple. Fall color: red.

50' tall x 40' wide

Full sun



**Deciduous Trees**

**Oak**

*Quercus*

**Crimson Spire**

*Quercus robur x alba 'Crimschmidt'*



Columnar variety. Dense foliage and upright branching. Perfect for creating a screen, frame or other accent. Fast growing for an oak. Fall color: rust red.

45' tall x 15' wide

Full sun

**Northern Red**

*Quercus rubra*

Native to eastern Kansas. Rounded canopy. Fast growing (2' per year). Very hardy.

Tolerant of our alkaline soils. Fall color: red.

50' tall x 50' wide

Full sun





**Deciduous Trees**

**Chinkapin**

*Quercus muehlenbergii*

Native to eastern Kansas. Rounded open canopy. Yellow-green toothed leaves. Moderate to slow growing. Tolerant of our alkaline soils. Fall color: yellow-brown

45' tall x 45' wide  
Full sun



**Bur**

*Quercus macrocarpa*



Native to eastern Kansas. Broad, rounded canopy with large extending branches. Moderate to slow growing. Exceptionally hardy. Tolerant of our alkaline soils. Fall color: yellow-brown.

70' tall x 70' wide  
Full sun

**Swamp White**

*Quercus bicolor*



Rounded open canopy. Two-toned bark and thick, wavy deep-green leaves. Moderate growth rate. Hardy tree. Handles wet areas well, but can tolerate a range of soil conditions. Fall color: yellow to purplish red

45' tall x 45' wide  
Full sun

**Deciduous Trees**

**Pear**

*Pyrus*

**Chanticleer**

*Pyrus calleryana 'Glen's Form'*



Upright, narrow canopy. Blooms white in early spring on bare branches followed by small brownish fruits. Green foliage through the growing season. Superior to 'Bradford' pears in that they do not produce an odor and are less prone to branches breaking.

40' tall x 15' wide  
Full sun

**Redbud**

*Cercis*

**Eastern**

*Cercis canadensis*



Native to NE Kansas. Very hardy. Magenta blooms in early spring on bare branches. Large, velvety, heart-shaped leaves. Available in single and multi-stem. Fall color: yellow.

20' tall and 25' wide  
Full to part sun

**Deciduous Trees**

**Cotton Candy Redbud**

*Cercis canadensis 'John Sjo'*

Baby pink blooms in early spring on bare branches. Large, glossy, heart-shaped leaves. Introduced to the market by Blueville Nursery. Fall color: yellow.

20' tall and 25' wide

Full to part sun



**Oklahoma Redbud**

*Cercis texensis*

Very hardy. Magenta blooms in early spring on bare branches. Small, thick, glossy foliage makes this redbud extremely heat-tolerant.

Fall color: yellow.

20' tall and 25' wide

Full to part sun



**Serviceberry**

*Amelanchier*

**Autumn Brilliance**

*Amelanchier x grandiflora*

Small ornamental tree. Open spreading canopy. Available in either multi or single stemmed. Very hardy. White blooms on bare branches in spring followed by small black fruits. Petite foliage is green through the growing season, producing phenomenal fall color.

Fall color: red.

25' tall x 15' wide

Full to part sun




**Deciduous Trees**

**Sycamore**

*Platanus*

**Exclamation London Planetree**

*Platanus acerifolia*



Upright, pyramidal shape with a strong central leader. Large street or lawn tree. Noted for its low growing and wide spreading branches. Attractive peeling bark. Fall color: yellow.

55' tall x 35' wide

Full sun

**Tulip**

*Liriodendron*

**Emerald City**

*Liriodendron tulipifera 'JFS-Oz'*



Cultivar of a Native to NE Kansas, this tree is extremely hardy in our area. Upright, oval canopy with a strong central leader. Produces large yellow tulip like blooms. Deep green, glossy foliage also tulip shaped. Fall color: yellow.

55' tall x 25' wide

Full sun

## Upright Evergreens

**PRICING:**

4-5'... \$180	7-8'... \$280
5-6'... \$210	8-9' ... \$330
6-7' ... \$240	9'+ ... \$370+

All varieties may not be available in each size.

Prices subject to change



Evergreens are a landscape staple; though a common concern is bagworms. Bagworm pressure varies year to year. If present, you'll begin to notice the bags appearing in May. Ask us how to use **Fertilome's Spinosad Insect Control** to best treat bagworms.

## Arborvitae

*Thuja*

### Green Giant

*Thuja standishii x plicata 'Green Giant'*

Upright evergreen. Pyramidal shape. Ideal for windbreaks and screens. Extremely fast growing (3-4' per year). Benefits from some afternoon shade.

40' tall x 20' wide

Full to part sun



## Upright Evergreens

## Juniper

*Juniperus*

### Canaerti

*Juniperus virginiana 'Canaertii'*

Upright structure. Produces long, branching arms. Prolific blue berries. Very hardy. Tolerates a wide range of soil conditions. Great for both screens and as a specimen.

40' tall x 10' wide

Full sun

### Spartan

*Juniperus chinensis 'Spartan'*



Pyramidal evergreen. Shorter and wider than our other junipers. Perfect for screens and hedges. Extremely fast growing. Tolerates heat, cold, and drought.

15' tall x 5' wide

Full sun

### Taylor

*Juniperus virginiana 'Taylor'*



Columnar evergreen. Very tall and slender. Excellent for screens, framing, or as a vertical accent. Extremely fast growing. Hardy.

25' tall x 3' wide

Full sun

**Pine & Spruce**

**PRICING:**

2-3' ... \$145	6-7' ... \$370
3-4' ... \$185	7-8' ... \$445
4-5' ... \$215	8-9' ... \$545
5-6' ... \$270	9'+ ... \$645+

All varieties may not be available in each size.

*Prices subject to change*

**Pine**

*Pinus*

**Bosnian**

*Pinus leucodermis*

Pyramidal shape. Dense, stocky branches. Green needles. Does bear cones. Moderate growth rate.

40' tall x 15' wide

Full sun



**Pine & Spruce**

**Spruce**

**BLUE**

*Picea pungens*

**Baby Blue**

*Picea pungens 'Baby Blue'*

Perfectly conical spruce. Silver blue needles. Excellent specimen in the landscape. Adds contrast. Likes rocky or well-draining soil. Can grow 1' per year.

30' tall x 15' wide

Full sun

**Baby Blue Eyes**

Semi-dwarf version of 'Baby Blue' spruce. Only grows a few inches per year. Develops of broader shape.

15' tall x 15' wide

Full sun

**Bakeri**

*Picea pungens 'Bakeri'*

Semi-dwarf. Compact growth with lighter silver blue needles. Slow growth rate. Requires well-draining soil.

30' tall x 15' wide

Full sun

**Blue Totem**

*Picea pungens 'Blue Totem'*

Upright, dense, and incredibly narrow growth habit. Intense blue. Best used as a vertical accent or specimen planting. Great for entryways.

12' tall x 3' wide

Full sun



**Pine & Spruce**

**Fat Albert**

*Picea pungens 'Fat Albert'*

Dense, short, and wide blue spruce. Grows very slowly. Pyramidal in shape. Requires well-draining soil.

40' tall x 20' wide

Full sun

**Hoopsii**

*Picea pungens 'Hoopsii'*

Most vibrant color of our blue spruces. Silver blue-green needles. Pyramidal shape. Stiff horizontal branches. Fast growth rate for a blue spruce. Requires well-draining soil.

50' tall x 20' wide

Full sun



**Spruce**

**NORWAY**

*Picea abies*

**Norway**

*Picea abies*

Pyramidal shape. Dense, pendulous branches. Deep green needles. Fast growing.

70' tall x 35' wide

Full sun



**Pine & Spruce**

**Spruce**

**WHITE**

*Picea glauca*

**Dwarf Alberta**

*Picea glauca 'Conica'*



Perfect conical shape. Miniature evergreen excellent as an accent or near an entryway. Dense, green needles. Slow growing.

8' tall x 5' wide

Full to part sun

**Black Hills**

*Picea glauca var. densata*



Hardier than most spruces in our area. Performs very well. Dense, branches and green needles. Naturally conical. Can be used for windbreaks or screens. Slow to moderate growth rate.

40' tall x 20' wide

Full sun

**Thunderbolt**

*Picea glauca var. densata 'Charlie J. Nickel'*

Dense, conical growth habit. New to the market in 2019.

35' tall x 35' wide

Full sun

**Skinny Blue Genes**

*Picea glauca var. densata 'Westervelt'*

Dense, conical growth habit. Very narrow. Rich, blue needles. Excellent specimen tree. Cold and heat tolerant. Introduced to the market by Blueville Nursery.

25' tall x 8' wide

Full sun

**Evergreen Shrubs**

**PRICING:**

**15-18" ... \$50      18-24" ... \$60      24-30" ... \$70**

**All varieties may not be available in each size.**

Select varieties priced differently

*Prices subject to change*

**Arborvitae**

*Thuja*

**Hetz Midget**

*Thuja occidentalis 'Hetz Midget'*

Dense, globe shaped shrub.  
Naturally maintains a neat rounded form.

4' tall x 3' wide

Full sun



**Juniper**

*Juniperus*

**Blue Chip**

*Juniperus virginiana 'Grey Owl'*

Ground cover juniper. Low growing. Excellent on slopes or rock walls. Silver blue needles.

1' tall x 8' wide

Full sun

**Grey Owl**

*Juniperus virginiana 'Grey Owl'*

Fine textured, silver-grey needles. Shrub-like growth. Looks best planted en masse or rows.

3' tall x 6' wide

Full sun

**Evergreen Shrubs**

**Grey Guardian**

*Juniperus x virginiana 'Greguard'*

Spreading juniper. Compact growth. Grey-blue needles.

3' tall x 5' wide

Full sun

**Kallay's Compact** *Juniperus x pfitzeriana 'Kallays Compact'*

Spreading juniper. Compact growth. Green needles soft to the touch. Produces blue berries.

3' tall x 6' wide

Full sun

**Sea of Gold**

*Juniperus x pfitzeriana 'Monson'*



Spreading juniper. Compact growth. Yellow needles with green undertones. Color intensifies in winter months.

3' tall x 4' wide

Full sun

**Spruce**

*Picea*

**Blue Globe**

*Picea pungens 'Globosa'*



Dwarf globe shaped shrub. Dense, blue needles. Slow growing. Requires well-draining soil. Also available on standard.

4' tall x 5' wide

Full sun

**Evergreen Shrubs**

**Yew**

*Taxus*

**Everlow**

*Taxus media 'Everlow'*

Low growing, spreading, dense shrub. Great as a foundation or low hedge planting. Green, soft needles. Produces red berries.  
3' tall x 6' wide  
Part Sun to full shade



**Densiformis**

*Taxus media 'Densiformis'*

Dense, rounded shrub. Great as a foundation or low hedge planting. Green, soft needles. Produces red berries.  
4' tall x 6' wide  
Part sun to full shade

**Hicks**

*Taxus media 'Hicksii'*

Dense, upright branches form a columnar shape. Great for forming hedges or screens. Green, soft needles. Produces red berries.  
10' tall x 4' wide  
Part sun to full shade



**Deciduous Shrubs**

**PRICING:**

1 gal ... \$20      18-24" ... \$60  
15-18" ... \$50      24-30" ... \$70

**All varieties may not be available in each size.**

Select varieties priced differently

*Prices subject to change*

**Althea**

*Hibiscus*

**Althea**

*Hibiscus syriacus*



Rose of Sharon. Most prolific flowering shrub. Produces hibiscus blooms throughout the summer for a long flush of color. Bloom colors vary by variety. Sizes vary by variety; ranging from 3' tall x 2' wide to 12' tall x 3' wide. Also available on standard.  
Full sun

**Azalea**

*Azalea*

**Compact Korean**

*Azalea yedoense var. poukhanense*

Cold hardy. Semi-evergreen. Compact and mounded shape. Lavender blooms in early spring. Requires protection from afternoon sun and extreme winter weather. Requires acidic, well-draining soil.

3' tall x 4' wide  
Full to part shade

## Deciduous Shrubs

### Girard's Series

*Azalea x 'Girard's'*

Cold hardy. Semi-evergreen. Blooms in early spring. Colors include reds and pinks depending on variety. Require protection from afternoon sun and extreme winter weather. Requires acidic, well-draining soil.

4' tall x 4' wide  
Full to part shade



### Barberry

*Berberis*

#### Concorde

*Berberis thunbergii 'Concorde'*

Petite mounded shrub. Small, deep purple leaves. Semi-evergreen. Thorny.

2' tall x 2' wide  
Full sun



#### Orange Rocket

*Berberis thunbergii 'Orange Rocket'*

Upright, columnar shrub. Small, bright orange-bronze leaves. Semi-evergreen. Thorny. Fantastic accent or small hedge plant.

5' tall x 3' wide  
Full sun



## Deciduous Shrubs

### Royal Burgundy

*Berberis thunbergii 'Gentry'*

Small mounded shrub. Small, red to black leaves. Semi-evergreen. Thorny.

2' tall x 3' wide  
Full sun

### Beautyberry

*Callicarpa*

#### Purple Pride

*Callicarpa dichotoma 'Issai'*



Arching branches with symmetrical green leaves. Produces purple berries along length of each branch in the late summer/fall. Fantastic seasonal accent color.

5' tall x 6' wide  
Full sun

### Boxwood

*Buxus*

#### Green Gem

*Buxus x 'Green Gem'*



Small rounded shrub. Small, green leaves on densely packed branches. More compact than 'Green Velvet.' Evergreen. Leaves will bronze in winter.

3' tall x 3' wide  
Part sun to part shade



**Deciduous Shrubs**

**Green Velvet**

*Buxus x 'Green Velvet'*

Full-bodied boxwood. Small, green leaves on outward growing branches. Will develop a rounded shape or can be pruned into a hedge. Evergreen.

4' tall x 4' wide

Part sun to part shade

**Green Mountain**

*Buxus x 'Green Mountain'*

Upright branching on a pyramidal form creates a conical shape naturally. Can be pruned into a hedge. Small, green leaves. Evergreen.

5' tall x 3' wide

Part sun to part shade



**Green Tower**

*Buxus sempervirens 'Monrue'*

Upright branching creates a columnar, narrow shrub. Great for a vertical accent or hedge. Small, green leaves. Evergreen.

8' tall x 2' wide

Part sun to part shade



**Deciduous Shrubs**

**Buckthorn**

*Rhamnus*

**Fineline**

*Rhamnus frangula*



Large columnar shrub or small tree. Upright branches fill out with fern-like, lacey leaves producing fine, feathery texture. Great vertical accent or hedge plant. Prefers consistent moisture to maintain full canopy. Fall color: yellow.

7' tall x 3' wide

Sun to part sun

**Burning Bush**

*Euonymus*

**Dwarf**

*Euonymus alatus 'Compacuts'*

Known for its highly pigmented, red fall foliage. Rounded, compact shrub. Dark green summer foliage.

8' tall x 8' wide

Full sun

**Little Moses**

*Euonymus alatus 'Odom'*

Super dwarf variety.

3' tall x 3' wide

Full sun



**Deciduous Shrubs**

**Butterfly Bush**

*Buddleia*

**Miss Molly / Ruby / Violet**

*Buddleia*

Upright, compact branches. Grey-green foliage contrasts with prolific blooms. Molly (fuchsia), Ruby (magenta), Violet (purple). Attracts butterflies throughout the summer months. Requires consistent moisture while establishing.

5' tall x 5' wide

Full sun

**Pugster Series**

*Buddleia davidii*

Dwarf varieties. Incredibly compact, dense branches. Thicker branches provide extra winter hardiness. Prolific blooms. Wide range of colors available. Attracts butterflies throughout the summer months. Requires consistent moisture while establishing.

2' tall x 2' wide

Full sun



**Tutti Frutti**

*Buddleia davidii*

Dwarf variety. Purple-magenta blooms. Prolific blooms throughout the summer attract butterflies. Green foliage. Requires consistent moisture while establishing.

2' tall x 3' wide

Full sun


**Deciduous Shrubs**

**Caryopteris**

*Caryopteris*

**Dark Knight**

*Caryopteris x clandonesis 'Dark Knight'*



Upright branching on a compact, rounded shrub. Grey-green foliage. Purple-blue blooms in late summer. Provides color after most everything else has finished blooming.

3' tall x 3' wide

Full sun

**Crape Myrtle**

*Lagerstroemia*

**Hopi**

*Lagerstroemia indica x fauriei 'Hopi'*



Maintains a smaller, shrub-like form in our area. Pink blooms from June to September. Green foliage. Good fall color.

7' tall x 10' wide

Full sun

**Deciduous Shrubs**

**Tonto** *Lagerstroemia indica x fauriei 'Tonto'*

Maintains a smaller, shrub-like form in our area. Fuschia blooms throughout the summer. Green foliage. Good fall color.

8' tall x 8' wide

Full sun

**Zuni** *Lagerstroemia indica x fauriei 'Zuni'*

Maintains a smaller, shrub-like form in our area. Bright purple blooms throughout the summer. Green foliage. Good fall color.

10' tall x 10' wide

Full sun

**Dogwood**

*Cornus*

**Arctic Fire** *Cornus stolonifera 'Farrow'*

Upright branches form a standard green shrub through the growing season. Known for its bare bright red branches providing winter interest.

4' tall x 4' wide

Full sun



**Deciduous Shrubs**

**Euonymus**

*Euonymus*

**Manhattan** *Euonymus kiautschovicus 'Manhattan'*



Rounded shrub with outward growing branches. Glossy, dark green leaves. Semi-evergreen. Very hardy in our area.

8' tall x 5' wide

Full sun

**Canadale Gold** *Euonymus fortunei 'Canadale Gold'*




Outward branching, loose structured shrub. Glossy, yellow-green variegated foliage. Semi-evergreen.

4' tall x 4' wide

Full sun

**Ivory Jade** *Euonymus fortunei 'Ivory Jade'*



Outward branching, loose structured shrub. May be used as a groundcover. Variegated white and green foliage. Ivory and sage tones. Semi-evergreen.

3' tall x 6' wide

Full sun to part shade

**Deciduous Shrubs**

**Moonshadow**

*Euonymus fortunei 'Moonshadow'*

Outward-branching, loose structured shrub. May be used as a groundcover. Green leaves with vibrant yellow centers. Semi-evergreen.

3' tall x 5' wide  
Full sun to part shade



**Sunrise**

*Euonymus fortunei 'Sunrise'*

Outward-branching, loose structured shrub. May be used as a groundcover. Young leaves lemon yellow maturing to a gold. Semi-evergreen.

2' tall x 4' wide  
Full sun to part shade



**Forsythia**

*Forsythia*

**Magical Gold**

*Forsythia x intermedia 'Kolgold'*

One of the first spring bloomers, full yellow blooms on bare branches. Green foliage for the remainder of the growing season.

5' tall x 4' wide  
Full sun



**Deciduous Shrubs**

**Hardy Hibiscus**

*Hibiscus*

**Hardy Hibiscus**

*Hibiscus hybrid*



Rose mallow. Hardy in our area. Large tropical hibiscus blooms all summer. Herbaceous growth dies back to the ground each year starting anew each spring. Available in a variety of leaf and bloom colors.

4' tall x 5' wide  
Full sun

**Hydrangea**

**SMOOTH LEAF**

*Hydrangea arborescens*

**Incrediball**

*Hydrangea arborescens 'Abetwo'*



Large, round, globe like blooms emerge green, turn white at their peak, then fade back to green. Blooms on new wood.

4' tall x 5' wide  
Part sun to shade

**Invincibelle**

*Hydrangea arborescens*

Round, half globe like blooms. Bloom color dependent on subvariety; ranges from white/green to deep pinks/mauves. Blooms on new wood.

4' tall x 4' wide  
Part sun to shade

Deciduous Shrubs

Hydrangea

BIG LEAF

*Hydrangea macrophylla*

**Endless Summer Original**

Pink blooms in our area's natural soil. Acidify your soil for blue blooms. Blooms on both new and old wood.

5' tall x 5' wide  
Part sun to shade



**Endless Summer Bloomstruck**

Rosey toned blooms in our area's natural soil. Acidify your soil for purple and periwinkle blooms. Blooms on both new and old wood. Darker foliage with red-toned veins.

4' tall x 5' wide  
Part sun to shade



**Endless Summer Summer Crush**

Deep hot pink blooms in our area's natural soil. Acidify your soil for neon purple blooms. Blooms on both new and old wood. More compact than the other Endless Summer varieties.

3' tall x 3' wide  
Part sun to shade



Deciduous Shrubs

Hydrangea

LITTLE LEAF

*Hydrangea paniculata*

**Limelight**

*Hydrangea paniculata 'Limelight'*



Panicle style blooms emerge green then peak at white before fading to pink. Blooms on new wood. Also available on standard.

6' tall x 6' wide  
Part sun to part shade

**Little Lime**

*Hydrangea paniculata 'Little Lime'*



Dwarfed version of 'Limelight.' More compact producing prolific blooms. Blooms all summer. Blooms on new wood. Consistently wins awards in the landscape industry for its durability and attractiveness.

3' tall x 4' wide  
Part sun to part shade

Deciduous Shrubs

Hydrangea

OAKLEAF

*Hydrangea quercifolia*

**Munchkin**

*Hydrangea quercifolia* 'Munchkin'

Compact, dense shrub. Dark green, lobed 'oak' like foliage turns red in the fall. White blooms fade to pink. Blooms on old wood.

3' tall x 3' wide

Part shade to shade



**Ruby Slippers**

*Hydrangea quercifolia* 'Ruby Slippers'

Upright growth. Green, lobed 'oak' like leaves turn vibrant red and mahogany in fall. Large white blooms fade to pink. Blooms on old wood.

4' tall x 5' wide

Part shade to shade



Deciduous Shrubs

Sweetspire

*Itea*

**Little Henry**

*Itea virginica* 'Sprich'



Vasing branches with light green leaves. White, elongated blooms in late spring through early summer. Excellent, highly pigmented red fall color. Tolerates wet and boggy soils well.

3' tall x 3' wide

Full to part sun

Lilac

*Syringa*

**Common Lilac**

*Syringa vulgaris*



Multi-stemmed, upright branching shrub. Ideal for hedges or screens. Purple blooms in early spring are highly fragrant. Our favorite varieties include 'Common Purple' and 'Sensation', which has a unique purple-and-white variegated bloom. Other varieties/bloom colors available.

12' tall x 10' wide

Full to part sun

**Deciduous Shrubs**

**Dwarf Korean**

*Syringa meyeri 'Palibin'*

Compact shrub. Smaller, but more abundant purple blooms than the common lilac. Highly fragrant. Blooms in early summer.

5' tall x 5' wide

Part sun



**Miss Kim Korean**

*Syringa pubescens patula 'Miss Kim'*

Compact shrub with upright blooms. Two-toned white and pink blooms in spring. Highly fragrant. Burgundy foliage in fall.

6' tall x 6' wide

Part sun



**Ninebark**

*Physocarpus*

**Little Devil**

*Physocarpus opulifolius 'Donna May'*

Upright growth habit. Deep burgundy foliage contrasts with small summer blooms, which bud pink then bloom to white. Prefers consistent moisture.

4' tall x 4' wide

Full to part sun

**Deciduous Shrubs**

**Tiny Wine**

*Physocarpus opulifolius*

Upright growth habit. Smaller leaves than other ninebarks. Deep burgundy foliage contrasts with small summer blooms, which bud pink then bloom to white. Very heavy bloomer. Prefers consistent moisture.

4' tall x 5' wide

Full to part sun

**Summer Wine**

*Physocarpus opulifolius*



Arching branches. Deep burgundy foliage contrasts with small summer blooms, which bud pink then bloom to white. Prefers consistent moisture.

8' tall x 8' wide

Full to part sun

**Privet**

*Ligustrum*

**Golden Vicary**

*Ligustrum x vicaryi*

Upright branches form a rounded shrub. Golden yellow-green foliage creates a bright contrast in the landscape. Great for hedges or screens.

8' tall x 8' wide

Full sun

**Deciduous Shrubs**

**Rhododendron**

*Rhododendron*

**PJM**

*Rhododendron x 'PJM'*

Rounded evergreen shrub. Purple blooms in the spring. Brown to mahogany foliage in winter. Tolerant of heat and cold. Prefers acidic soil.

8' tall x 8' wide

Part sun to shade

**Rose**

*Rosa*

**Drift**

Groundcover rose. Blooms from late spring through fall. Disease resistant. Available in coral, peach, red, pink, yellow, and white.

2' tall x 3' wide

Full sun



**Knockout**

Maintenance free shrub rose. Self-deadheading. Double blooms. Disease resistant. Available in red, pink, yellow, and white.

5' tall x 5' wide

Full sun



**Deciduous Shrubs**

**Smokebush**

*Cotinus*

**Royal Purple**

*Cotinus coggygia 'Royal Purple'*

Large shrub or small tree. Purple rounded leaves throughout the growing season. Vibrant red in fall. Fine, airy purple blooms give 'smokey' appearance in the summer.

15' tall x 10' wide

Full sun




**Spirea**

*Spiraea*

**Double Play Candy Corn**

*Spireaea japonica*



New growth emerges red and orange then matures to yellow with green undertones. Pink blooms in the summer.

2' tall x 3' wide

Full sun

**Double Play Red**

*Spireaea japonica*

Burgundy green foliage. Small leaves. Dark pink flowers throughout the summer.

2' tall x 3' wide

Full sun



**Deciduous Shrubs**

**Little Princess**

*Spirea japonica*

Compact, low, mounded growth. Abundant, small light pink blooms through the summer.

3' tall x 6' wide

Full sun



**Magic Carpet**

*Spirea japonica 'Walburna'*

New foliage emerges red before turning a golden green. Red fall color. Small pink blooms through the summer.

2' tall x 2' wide

Full sun

**Renaissance**

*Spirea vanhouttei 'Renaissance'*

Bridal wreath spirea. Arching branches line with white blooms in mid-late spring. Traditionally planted along fence lines and garden walls. Orange-red fall color.

5' tall x 6' wide

Full sun



**Deciduous Shrubs**

**Sumac**

*Rhus*

**Tiger Eyes**

*Rhus typhina 'Bailtiger'*



Multi-branching from the base. Chartreuse, cut-leaf, lacy foliage. Burgundy, velvety seed pods add interest in late summer. Red fall color.

6' tall x 6' wide

Full to part sun

**Viburnum**

*Viburnum*

**Alleghany**

*Viburnum rhytidophyloides 'Alleghany'*



Large, upright branching growth. Large, deep green, velvety leaves. White blooms in the spring. Produces red berries which mature to black. Excellent hedge or border plant.

8' tall x 8' wide

Part sun

## Deciduous Shrubs

### Conoy

*Viburnum burkwoodii* 'Conoy'

Low, spreading branches. Glossy, dark green leaves. White spring blooms. Red to black fruits. Semi-evergreen.

5' tall x 8' wide

Part sun



### Spice Island

*Viburnum carlesii* 'JN Select A'

Compact variety of Korean Spice viburnum. Pink flower buds bloom white in the spring. Wine-red fall color.

5' tall x 5' wide

Part sun



### Prague

*Viburnum pragense*

Slim, dark green leaves. White spring blooms. Great for hedges or barrier plantings.

8' tall x 6' wide

Part sun



## Deciduous Shrubs

### Snowball

*Viburnum opulus* 'Sterile'



Large, round, white blooms in late spring and early summer. Maple-leaf shaped foliage is less persistent than other viburnum varieties. Red fall color.

12' tall x 10' wide

Part sun

## Weigela

*Weigela*

### Shining Sensation

*Weigela florida*



Rounded shrub. Burgundy foliage contrasts with vibrant pink, trumpet shaped blooms. Blooms all summer.

5' tall x 6' wide

Full to part sun

Ornamental Grasses

PRICING:

1 gal ... \$20      2/3 gal ... \$40      5 gal ... \$XX

All varieties may not be available in each size.

Prices subject to change

Feather Reed

*Calamagrostis*

**Karl Foerster**

*Calamagrostis acutiflora*

Tall, narrow grass.  
Thin, feathery plumes.  
Fantastic vertical  
accent.

4' tall x 2' wide

Full sun



Little Bluestem

*Schizachyrium*

**Blue Heaven**

*Schizachyrium scoparium MinnblueA'*

Grass blades offer a  
gradient of color from  
green to orange hues.  
Purple seed heads.  
Excellent fall color.

3' tall x 2' wide

Full sun



Ornamental Grasses

Maiden Grass

*Miscanthus*

**Maiden Grass**

*Miscanthus sinensis 'Gracillimus'*

Forms a large  
rounded,  
feathery  
mass. Plumes  
in mid-  
summer. Can  
be used as a  
screen.

8' tall x 5'  
wide

Full sun



**Morning Light**

*Miscanthus sinensis 'Morning Light'*

Variegated  
sage and  
white  
blades.

5' tall x 3'  
wide

Full sun



Ornamental Grasses

**Flame**

More upright in habit than other maiden grasses. Copper colored throughout the growing season. Excellent golden to purple fall color.

5' tall x 3' wide

Full sun



**Pampas**

*Erianthus*

**Hardy Pampas**

*Erianthus ravennae*

Large clumping grass. Large enough to act as a screen. Tall plumes in late summer to early fall persist through winter.

8' tall x 5' wide

Full sun



Ornamental Grasses

**Prairie Dropseed**

*Sporobolus*

**Prairie Dropseed**

*Sporobolus heterolepis*



Small, mounding grass. Produces slender stalks in late summer. Copper color in the fall.

2' tall x 3' wide

Full sun

**Switch Grass**

*Panicum*

**Shenendoah**

*Panicum virgatum 'Shenendoah'*



Upright grass. Fantastic color gradient from greens to purples to browns. Plumes in late summer.

4' tall x 3' wide

Full sun

**Fruit Trees**

**PRICING:**

**\$120/ea.**

**Dwarf and semi-dwarf options dependent on variety and availability**

*Prices subject to change*

**Apple**

*Malus*

**Fuji**

Red apple. Ripens mid-Sept to mid-Oct.

*Pollinator required.*

**Gala**

Red apple. Ripens mid-Aug to early Sept.

*Pollinator required.*

**Granny Smith**

Green apple. Ripens late Oct.

*Pollinator required.*

**Honeycrisp**

Red apple. Ripens mid-Sept.

*Self-pollinating.*

**Jonathan**

Red apple. Ripens mid-Sept to mid-Oct.

*Pollinator required.*

**Fruit Trees**

**Cherry**

*Prunus*

**Bing**

Sweet cherry. Deep red-purple, large fruit.

*Pollinator required.*

**Montmorency**

Tart cherry. Bright red fruit.

*Self-pollinating.*

**North Star**

Tart cherry. Bright red fruit.

*Self-pollinating.*

**Rainier**

Sweet cherry. Bright red fruit.

*Pollinator required.*

**Stella**

Sweet cherry. Plump, bold, deep-red cherries.

*Self-pollinating.*

**Peach**

*Prunus*

**Red Haven**

Freestone. Fruits in late July.

*Self-pollinating.*

**Reliance**

Freestone. Fruits in July.

*Self-pollinating.*

**Berries**

**PRICING:**

1 gal ... \$20    2 gal ... \$40

All varieties may not be available in each size.

*Prices subject to change*

**Blueberry**

*Vaccinium*

**Darrow**

Late season blueberries. Ripens in August.

*Self-pollinating.*

5' tall x 5' wide

**Blackberry**

*Rubus*

**Triple Crown**

Thornless. Black berries ripen in August.

*Self-pollinating.*

6' tall x 6' wide

**Raspberry**

*Rubus*

**Heritage**

Everbearing. Moderate crop in July and heavy crop in September.

*Self-pollinating.*

4' tall x 4' wide

**Perennials—Groundcover**

**PRICING:**

1 gal ... \$20    2 gal ... \$40

*Prices subject to change*

**AJUGA:** Forms a dense carpet of shiny foliage with flowers in the spring. Each plant usually matures to 4-6" tall and 24" wide. Shade to part sun.

**HONEYSUCKLE:** Good, hardy, tall groundcover. Purple or green foliage, highly fragrant blooms mid-spring. Matures to 12-24" tall, 10-20' spread, will climb with support. Full to part sun.

**IVY:** Very hardy evergreen, variety of green or variegated shiny foliage. 18-24" horizontal spread, will climb with support. Sun or shade.

**LIRIOPE:** Dark green grass-like groundcover. Small lavender flowers on 12-18" spikes in late summer. Matures to 12" tall, 18" spread. Full sun to shade.

**PLUMBAGO:** Rapidly spreading groundcover with dainty, bronzy-green foliage and electric blue flowers late in the summer. Beautiful red-orange foliage in the fall. Matures to 8-10" tall and approx. 24" wide. Full sun to part shade.

**PURPLE LEAF WINTERCREEPER EUONYMUS:** Dark green foliage turning purple in the fall, semi-evergreen. Will climb with support, reaches a mature size of 12-18" tall x 1-3' wide standing on its own. Full sun to part shade.

**SEDUM:** Large variety of foliage/flower combinations available. Loves hot, dry spaces. Perfect for poor soil/rock areas. Some varieties we carry are Angelina, Kam, Voodoo and Weihenstephaener Gold. Reaches a mature height of 3-5" tall x 12" wide. Full sun.

**VINCA MINOR:** Very hardy evergreen with delicate looking shiny green foliage with star shaped purple or blue flowers in early spring. Mature size 2-4" tall x 18" wide. Part sun to shade.

## Perennials—Shade

**ASTILBE:** Arching branches of beautiful, soft, conical blooms in early spring off of soft, feather-like foliage. 18” tall.

**AQUILEGIA (Columbine):** Graceful blooms spring to mid summer. Foliage turns red in the fall. 18” tall and wide.

**BERGENIA:** Cabbage-looking foliage turns a brilliant red in the fall. Red flowers bloom April to May. Works as a ground cover. 10-12” tall.

**BRUNNERA (False Forget-Me-Not):** Silvery foliage with iridescent blue flowers in spring. Likes consistently moist soil. Part shade to shade.

**CAMPANULA (Bellflower):** Bell-like flowers beginning mid summer, works as an upright flower or tall groundcover. 12-18” tall.

**DICENTRA (Bleeding Heart):** Heart-shaped blooms on light, airy foliage early in the spring. Many varieties available. 18-36” tall. Part shade.

**DIGITALIS (Fox Glove):** Tall spikes of white, cream, lavender or pink flowers. Biennial. 36” tall. Part shade.

**HELLEBOROUS (Lenten Rose):** Beautiful, soft colored flowers bloom February to March on evergreen foliage. 12” tall. Part shade.

**HEUCHERA (Coral Bells):** Dainty, bell-shaped flowers peek out of their intriguingly colored foliage in late spring. Colors available in purple, black, orange and chartreuse, depending on variety. 18” tall.

**HOSTA:** Ideal shade plant. Does well in varying degrees of shade. Offered in a range of sizes, colors, and leaf shapes.

**LAMIUM:** Soft looking variegated, heart-shaped leaves with pink, purple or white flowers from late spring to fall. 8-12” tall, 18-24” spread.

**PULMONARIA (Lungwort):** Beautiful green leaves with silver spots. Iridescent blue/pink flowers in late spring. 8-12” tall, 18-24” spread.

## Perennials—Sun

**ACHILLEA (Yarrow):** Prefers heat and dry soil. Summer bloomer. 24-36” tall and wide.

**AGASTACHE (Hyssop):** Drought and heat tolerant. Blooms June until frost. Mulch in winter. 18-24” tall.

**ASCLEPIAS (Butterfly Weed):** Extraordinary tall, glossy leaves with orange flowers mid to late summer. 36-54” tall.

**ASTER:** Daisy-like flowers in fall. Pinch plants back until July to keep them in tact and encourage full blooming. 18” tall.

**BAPTISIA (False Indigo):** Sweet pea-like flowers bloom May to June. Interesting seed pods in the fall. Likes well-drained soil and is native to Kansas. 24-36” tall.

**COREOPSIS (Tickseed):** Bright yellow, red or pink daisy like flowers that bloom spring til fall. 12-18” tall.

**DAYLILLY:** Mounds of linear leaves produce stems of flowers which bloom for several weeks. 18” tall and wide.

**DELOSPERMA (Ice Plant):** Mats of succulent foliage that bloom almost neon bright tiny daisy like flowers. Likes it hot and dry. Easy to grow. 2-4” tall.

**DELPHINIUM (Larkspur):** Tall spikes of colorful, fragrant flowers bloom early summer and rebloom sporadically through the growing season. 18” tall.

**DIANTHUS (Pinks):** Fragrant tiny carnation-like flowers w/silver gray foliage. Must have well-drained soil. 8-12” tall.

**ECHINACEA (Coneflower):** Native flower, large center cone with radiating petals mid to late summer. Drought tolerant. Birds like the seeds in late fall. 12-18” tall.

**GALLARDIA:** Brightly colored yellow to red flowers on low mounding plants. Loves hot, dry weather. Blooms mid through late summer. 15” tall.

**GERANIUM (Hardy Geranium):** Blue, pink, purple or white flowers bloom most of the summer on lush foliage that adds texture. 12-18” tall. Full sun to part shade.

## Perennials—Sun

**KNIPHOFIA (Red Hot Poker):** Bright red to orange flower spikes with yucca like foliage. Prefers a hot and dry climate.

**LEUCANTHEUMUM (Shasta Daisy):** Large, daisy-like flowers mid through late summer. Make great cut flowers. 36-42” tall.

**LIATRIS (Gayfeather):** Native to Kansas. Spikes of soft, fuzzy purple flowers mid summer. Sometimes called Blazing Star. 12-18” tall.

**MONARDA (Bee Balm):** Aromatic foliage and round flowers mid through late summer. Deadhead to encourage late blooming. Likes moist soil. 18-24” tall.

**NEPETA (Catmint):** Violet flowers on spikes with aromatic gray/green foliage. Blooms all summer. Large and small varieties, 30-36” or 12-18” tall.

**PAEONIA (Peony):** Large, fragrant flowers usually blooming in May. Wide range of varieties and colors and heights. Taller plants may need supports. Usually 36-48” tall.

**PENSTEMON:** Tall, tubular flower spikes up from thick, glossy, green or purple foliage. 12-24” to flower tops, leaves 6-8” tall. Full sun to part shade.

**PEROVSKIA (Russian Sage):** Woody perennial with spires of lavender-blue flowers. Blooms late summer to fall. 24-48” tall.

**PHLOX (Tall Garden Phlox):** Explosion of fragrant flowers atop a tall, slender stem with dark green spiked foliage. 24-48” tall depending on variety.

**SALVIA (Meadow Sage):** Intensely purple flower spikes bloom all summer long. Deadhead to encourage thicker rebloom. Likes hot, dry climate. 18-24” tall. Full sun.

**SCABIOSA (Pin Cushion Flower):** Delicate blue or pink cushion flowers above neat mounds of foliage. Blooms all summer. 18” tall.

**SEMPERVIVUM (Hen and Chicks):** Evergreen succulents with fleshy rosette leaves. Likes hot, dry conditions. 2-3” tall.

**VERONICA (Speedwell):** Spikes of blue, pink, purple or white flowers through the summer on lush, green foliage. 18-20” tall. Full sun to part shade.

## Perennials—Vines

**CLEMATIS:** Produces large blooms in a range of colors summer into fall. Star-shaped flowers. 4’-30’ tall. Full sun.

**CLIMBING HONEYSUCKLE:** Tall climbers with tubular flowers. Great for hummingbirds and highly fragrant. Blooms through summer. Matures to 10-20’ tall, wide. Full sun.

**TRUMPET VINE:** Bright red-orange 4” flowers on rapidly growing vines. Requires support or trellis. Matures to 10-40’ tall, wide. Full sun.

### Pruning Clematis

#### Group 1: Minimal Pruning

*Evergreen species: alpine, macropetala, & montana*

Produces flowers on previous season’s growth. Pruning for this group consists of removing all dead and weak stems after flowering. Tie all the stems into position immediately after pruning for strength. A well– established plant should not require any pruning.

#### Group 2: Moderate Pruning

*Early, large flowering varieties: double, semi-double, & mid-season clematis*

Produces flowers on old or previous season’s stems. Pruning this group should be done in April or early May. Remove all dead and weak stems, then simply trim the remaining stems enough to keep it under control. All remaining stems need to be tied to give space for new growth.

#### Group 3: Hard Pruning

*Varieties flowering on new season’s growth*

Old previous season’s growth naturally dies back each winter. Therefore, all old growth must be removed to allow for new growth. Prune this group in late April or early May.

Pruning consists of removing all old top growth down to ~12-18.”

#### Newly Planted Clematis

Regardless of flowering habit, all newly planted clematis should be pruned hard, 12-18” off the ground the first spring after planting. This will encourage a sturdier, more heavily branched base making the vine more durable.



**Grass Seed/Sod**

**Fescue Sod**

Turf and Lawn

18" x 6' strip \$5.00

**Grass Seed**

Turf and Lawn

Variety	1 lb Bag	50 lb Bag
Grad'n-Wise Premium Turf Type Tall Fescue Blend	\$5.00	\$200.00
Premium Fescue w/ 10% Bluegrass	\$5.50	
Deluxe Fescue Shade Blend	\$6.00	\$230.00
K-31	\$4.99	\$250.00
Common Blue Grass Blend	\$4.99	\$240.00
Premium Bluegrass Blend	\$6.99	N/A
Perennial Rye Grass Blend	\$6.49	\$310.00
Annual Rye Grass Blend	\$2.09	\$105.00
Buffalo Grass (Texoka)	\$54.99	N/A
Helena	\$5.00	\$200.00

SEEDING RECOMMENDATIONS per 1,000 SQ FT	Overseed- ing	Bare Ground
Grad'n-Wise Premium Turf Type Tall Fescue Blend	3-5 lbs	5-7 lbs
Deluxe Fescue Shade Blend	3-5 lbs	5-7 lbs
Common Blue Grass Blend	1-2 lbs	2-3 lbs
Premium Bluegrass Blend	1-2 lbs	2-3 lbs
Perennial Rye Grass Blend	1-2 lbs	2-3 lbs
Annual Rye Grass Blend	1-2 lbs	2-3 lbs
Buffalo Grass	1-2 lbs	2-3 lbs

**Hardgoods**

**Granular Chemicals**

Turf and Lawn

F-Stop Lawn Fungicide	2,000 sq ft/10 lb	\$28.99
	5,000 sq ft/20lb	\$57.99
Grub Free Zone III (.5%)	25,500 sq ft/30 lb	\$98.99
Grub Free Zone II (.2%)	5,000 sq ft/15 lb	\$29.99
Bayer 24 Hour Grub Killer (Dylox)	5,000 sq ft/10 lb	\$36.99
	10,000 sq ft/20 lb	\$59.99
Turf Ranger w/ Deltamethrin	5,000 sq ft/10lb	\$17.99
	10,000 sq ft/20 lb	\$30.99
HiYield Herbicide w/ Treflan	2,500 sq ft/15 lb	\$27.99
Weed & Grass Stopper w/ Dimension	5,000 sq ft/12 lb	\$20.99
	15,000 sq ft/35 lb	\$55.99
Howard Johnson Crabgrass Control 0-0-7	12,000 sq ft/50 lb	\$29.99

**Fertilizer**

5 Step Lawn Program

All Season Lawn Food w/ Barricade	16-0-8	5,000 sq ft/20lb	\$37.99
		10,000 sq ft/40lb	\$61.99
Green Maker	18-0-6	7,500s q ft/30 lb	\$46.99
Lawn Food Plus Iron	24-0-4	5,000 sq ft/20 lb	\$39.99
		10,000 sq ft/40 lb	\$60.99
Weed Out w/ Lawn Food	25-0-4	5,000 sq ft/20lb	\$40.99
		10,000 sq ft/40lb	\$74.99
Weed Out (no fertilizer)		5,000 sq ft/10lb	\$22.99
Winterizer	25-0-6	5,000 sq ft/20lb	\$38.99
		10,000 sq ft/40 lb	\$64.99

**Hardgoods**

**Soil Amendments**

Bone Meal	4 lb bag	\$9.99	
	20 lb bag	\$38.99	
Compost, Cotton Burr	2 cu ft bag	\$10.99	\$10.49 (6+ bags)
	3 cu ft bag	\$13.99	\$13.49(6+ bags)
Cow Manure	1 cu ft bag	\$8.99	\$8.49 (6+ bags)
Chicken Manure	1 cu ft bag	\$9.99	\$9.49 (6+ bags)
Nature's Blend	1 cu ft bag	\$10.99	\$10.49 (6+ bags)
Dolomitic Limestone	40 lb bag	\$23.99	
Nat Grd Organic Garden Soil	2 cu ft bag	\$14.99	
High Calcium Limestone	40 lb bag	\$21.99	
Peat Moss	1 cu ft bale	\$9.99	
	2 cu ft bale	\$16.99	
	3 cu ft bale	\$19.99	
Pelletized Gypsum	40 lb bag	\$22.99	
Perlite	4 cu ft bag	\$47.99	
Sulfur	50 lb bag	\$66.99	
Topsoil	1 cu ft bag	\$3.99	\$3.49 (6+ bags)
Vermiculite	4 cu ft bag	\$42.99	
Worm Castings	1 lb bag	\$1.50	

**Hardgoods**

**Bagged Aggregates**

Bark Chips	3 cu ft bag	\$10.99	\$9.89 (6+ bags)
Brown Dyed Mulch	2 cu ft bag	\$5.99	\$5.49 (6+ bags)
Cedar Bark Mulch	3 cu ft bag	\$12.99	\$12.49 (6+ bags)
Cypress Mulch	2 cu ft bag	\$8.99	\$8.49 (6+ bags)
Red Mulch	2 cu ft bag	\$5.99	\$4.49 (6+ bags)
Pea Gravel	1/2 cu ft bag	\$5.99	\$5.49 (6+ bags)
Play Sand	1/2 cu ft bag	\$5.99	\$5.49 (6+ bags)

**Bulk Aggregates**

	\$ 5 gal bucket	\$ per cu yd	1/2 ton truck
Mulch, Dyed Brown or Hardwood	\$10.00	\$70.00	
Top Soil	\$10.00	\$70.00	3,300 lbs
Crushed Limestones :	\$10.00	\$85.00	3,200 lbs
AB3, Screenings, 3/8" chips, Filter rock 1.5-2"			
Colorado Cobble, 1.5-2"	\$20.00	\$230.00	3,000 lbs
Colorado Cobble, 4-8"	\$20.00	\$240.00	3,000 lbs
Mesa Grey Cobble 1-2"		\$350.00	3,000 lbs
Grey Granite Chips		\$265.00	
Landscape Rock 1.25" and 2"	\$10.00	\$115.00	2,500 lbs

**Hardgoods**

**Erosion Control**

Filtrexx

8" filtrex	500 ft +	\$3.25/ft
	Less than 500 ft	\$3.45/ft
8" Siltsoxx on pallet	20 ft pieces	\$69.00
Rock Filled	2 ft pieces	\$12.00
		\$10.00 (6+)

**Drainage Supplies**

4" Corrugated Drain Pipe	\$1.06/ft	\$106.00/roll
4" Corrugated Perforated Drain Pipe	\$1.08/ft	\$108.00/roll
4" Corrugated Perforated Drain Pipe w/ Sock	\$1.53/ft	\$153.00/roll
9" x 9" Drain Box + Lid	\$94.20	
6" Round Drain Box	\$29.18	
6" Lid	\$11.50	
4" Coupler	\$11.77 (internal)	\$7.17 (external)
4" Y	\$33.52	
4" Tee	\$19.12	
4" 90 Elbow	\$24.57	
2" x 3" Downspout Adapter	\$16.23	
3" x 4" Downspout Adapter	\$17.07	

**Hardgoods**

**Irrigation**

**Sprinkler heads**

Weathermatic Spray Head Max 4	\$ 2.50
Hunter Spray Head Pros04	\$3.50
Weathermatic Rotor T3	\$30.00
Hunter rotor I-20	\$25.00
Rainbird 3504PC Rotor	\$25.00

**Plastic Nozzles**

**Valve Boxes**

6" Round	\$7.00
10" Round	\$20.00
3" ext. for 10" Round	\$20.50
12" Standard	\$42.00
3" ext. for 12" Standard	\$32.50

**Pipe - price per foot**

Blue Poly	\$0.75
Drip Pipe	\$0.75
Funny Pipe	\$1.00
1" PVC Class 200	\$1.00
1 1/4" PVC Class 200	\$1.50
1 1/2" PVC Class 200	\$2.00
2" PVC Class 200	\$3.00

**Poly Parts**

Poly Combo Elbow 1" x 1/2"	\$3.00
Poly Combo Elbow 1" x 3/4"	\$3.50
Poly Coupling 1"	\$1.50
Poly Tee 1"	\$3.50
Poly Male Adapter 1"	\$1.50
1" Poly Pinch Clamp	\$0.50
Stretch Coupling 1"	\$15.00

**Risers and Extensions**

1/2" riser	\$2.75
3/4" riser	\$4.00
1/2" riser extension	\$1.60
3/4" riser extension	\$2.50

**Wire Connectors**

SK14-12 Small Black Tube	\$1.75
3M DBYR Large Clear Tube & wirenuts	\$3.50

**Sensors**

Irritrol Wireless Rain/Freeze	\$180.00
-------------------------------	----------

**Electric Valves**

1" Weathermatic Valve	\$35.00
1" Hunter Valve	\$35.00
Weathermatic Solenoid	\$65.00
Hunter Solenoid	\$55.00

**Controllers**

Weathermatic PL 1604	\$210.00
Weathermatic SL 1604	\$300.00
4 Station Module	\$115.00

**Saddles**

1" x 1/2" Poly Saddle	\$ 3.00
1" x 1/2" PVC Saddle	\$4.50

**Miscellaneous**

Auto Drain	\$ 5.00
Funny Pipe Elbow 1/2"	\$ 0.50
Funny Pipe Elbow 3/4"	\$ 0.75
1/2" Funny Pipe Pinch Clamp	\$ 0.50

**Hardgoods**

**Pavers & Wall Block**

**BELGARD**

Dublin Cobble	128 sq ft/pallet	11 rows	\$7.36/sq ft
Urbana	93 sq ft/pallet	9 rows	\$9.00/sq ft
Mega Arbel	78 sq ft/pallet	54 pieces	\$11.38/sq ft

**UNILOCK**

Beacon Hill Smooth	116 sq ft/pallet		\$10.70/sq ft
Beacon Hill Flagstone	116 sq ft/pallet		\$10.00/sq ft
Copthorne	90 sq ft/pallet		\$17.00/sq ft
Richcliff	91 sq ft/pallet		\$17.00/sq ft
Town Hall	89 sq ft/pallet		\$19.50/sq ft
Umbriano	95 sq ft/pallet		\$17.00/sq ft

**VERSA-LOK**

Retaining Wall Block	6" x 16" face	\$8.35/ea.
Retaining Wall Cap	3.5" x 12-13" top	\$8.35/ea.

**WEATHERED VERSA-LOK (Standard Colors)**

Retaining Wall Block	6" x 16" face	\$11.50/ea.
Retaining Wall Cobble		\$7.25/ea.
Retaining Wall Accent		\$8.75/ea.
Retaining Wall Cap	3.5" x 12-13" top	\$11.50/ea.

**TUMBLEWEED VERSA-LOK ('Limestone Color')**

Retaining Wall Block & Cap (Std)	\$10.10/ea.
Retaining Wall Block & Cap (Weathered)	\$13.15/ea.

**TUMBLLED LIMESTONE**

3.5" Block	\$7.05/ea.	
Full Pallet	\$550.00	78 blocks; 30 face ft
5" Block	\$10.50/ea.	
Full Pallet	\$525.00	50 blocks; 30 face ft
Strata Grid 200 'Geo Grid'	\$870.00 (\$0.49/sq ft)	6' x 300' roll

**Best Planting Practices**

**Container Plants:** Dig the hole about 6-8 inches wider, and as deep as the root ball. Remove your plant from the container and cut vertically along the root ball. This will help the roots realize they are out of the container and can begin spreading out.

Place your plant in the hole, be sure the root ball is even with or slightly above ground level. Planting too deep can cause the roots to drown. See that you have the plant facing the direction you want. Now you can begin to back fill with 1/2 soil amendment and 1/2 soil from the hole. You want to water as you're back filling, "stirring" the soil mix and water as you go. This will help prevent any air pockets and help secure your plant in place by settling the soil. Apply root stimulator.

**Ball & Burlap Trees:** Dig the hole 2 times wider than the diameter of the root ball with sloping sides to allow for proper root growth. Dig deep enough so the trunk flare sits slightly above ground level with most of the roots to be buried 1-2 inches beneath the soil. It's always better to plant slightly too high than too deep. See that you have your tree facing the direction you want. Now you can begin to back fill with 1/2 soil amendment\* and 1/2 soil from the hole. Water as you are back filling, "stirring" the soil mix and water as you go. This will help prevent any air pockets and help secure your tree in place by settling the soil. Apply root stimulator.

**Mulch & Stake:** You will want to mulch around your trees, 2 to 3 inches deep, leaving 1 to 2 inches clearance between the trunk and the mulch, in a 3 foot radius around the tree. This will protect it from weeds and equipment. Stake your tree to stabilize it and let the tender roots really dig and grow in to the ground.

After initial watering, check your plants for water every day to every other day for the first few weeks, watering when necessary. A slow, deep soak to the soil is best.


Not enough water is harmful to your plant, but too much can do damage as well. The best way to judge is by feel. You want the soil to feel damp, but not soggy, 2 inches below soil level. Using a root stimulator every 2 to 3 weeks during the first two growing seasons is highly recommended as well.

**Warranty Policy**

**Cash & Carry** We offer a *One Time* credit for 1/2 the purchase price for any trees or shrubs that do not survive the first year. This warranty is valid for up to *One Year* after purchase.

**Planted Material** Trees and shrubs planted by Blueville Nursery, which fail to survive the first year, will be credited *One Time* the Full Purchase price.

*The warranty Does Not include planting labor or loss due to neglect. Please review full warranty information attached to your receipt at time of purchase.*



# Blueville Nursery, Inc.

“Over fifty years of beautifying your  
neighborhood, one yard at a time.”

4539 Anderson Ave  
Manhattan, KS 66503

Garden Store: (785)539-2217  
Office: (785)539-2671

[www.bluevillenursery.com](http://www.bluevillenursery.com)