



Blueville Nursery, Inc. Price Catalog

Complete landscape service for over 50 years

Trees and Shrubs

Garden Store

Hardgoods

Perennials

4539 Anderson Ave, Manhattan, KS 66503

Garden Store: 785-539-2217

Office: 785-539-2671

www.bluevillennursery.com

We proudly offer  Husqvarna

GENERAL PLANT PRICE REFERENCE

Prices effective January 2, 2019



ANNUALS/HERBS/VEGGIES

4 packs	\$2.29
6 packs	\$2.99
3.5" round	\$3.69
3.5" round Veggie	\$1.99
4" round	\$4.99
Jumbo 6 packs	\$6.99

PERENNIALS

3.5"	\$4.00
Quarts	\$6.00
Gallon	\$20.00
2/3 Gallon	\$40.00

CLEMATIS

Gallon	\$25.00
2/3 Gallon	\$40.00

*Prices and availability
of plants and hard goods
listed in this catalog
are subject to change.*

**Prices are for general items.
Check catalog for special
pricing on certain varieties
of trees and shrubs.*

SHADE/ORNAMENTAL TREES

6-8'	\$125.00
1-1.5"	\$175.00
1.5-2"	\$250.00
2-2.5"	\$295.00
2.5-3"	\$395.00
3-4"	\$495.00

UPRIGHT EVERGREENS

4-5'	\$160.00
5-6'	\$190.00
6-7'	\$220.00
7-8'	\$260.00
8-9'	\$310.00

PINES/SPRUCE TREES

3-4'	\$140.00
4-5'	\$170.00
5-6'	\$225.00
6-7'	\$325.00
7-8'	\$400.00
8-9'	\$500.00

SHRUBS

Gallon	\$20.00
15-18"	\$40.00
18-24"	\$50.00
24-30"	\$60.00



Shade Trees _____ 2

Ornamental Trees _____ 6

Upright Evergreens _____ 11

Pines & Spruce _____ 12

Spreading Evergreens _____ 15

Deciduous Shrubs & Evergreens _____ 17

Ornamental Grasses _____ 32

Edibles-Fruit Trees & Plants _____ 34

Groundcovers _____ 39

Daylilies _____ 40

Hostas _____ 40

Perennials _____ 41

Vines _____ 44

Hardgoods _____ 46

Grass Seed _____ 50

Irrigation Supplies _____ 51

Resources _____ 52

Warranty/Planting Tips _____ 53

Don't see what you're looking for in the catalog?

There are so many varieties of plants that can grow in our area, it is hard to list them all! Listed in this catalog are varieties of what we most frequently carry due to hardiness and popularity. Call or come by the Garden Store if you don't see what you're looking for. We may have it or a brilliant alternative!





PRICING: All sizes may not be available in each variety

Trees 1" + are measured by the caliper of the trunk

6-8'.....\$125

1.5-2"....\$250

2.5-3"...\$395

1-1.5"....\$175

2-2.5"....\$295

3-4".....\$495

BALD CYPRESS



Bald Cypress—*Taxodium distichum*

Deciduous, long living conifer with soft, feathery light green needles in summer. Rust red fall color and cinnamon colored bark. Best known in wet areas but adapts to dry conditions as well. Tolerates a wide range of soil conditions ranging from somewhat dry soils to wet.

Mature Size: 55' x 30' - Fall Color: Rust

Lindsey Skyward—*Taxodium distichum* 'Skyward'

Attractive dwarf conifer forms a dense, narrow spire with soft, rich green foliage. Leaf green spring foliage matures to deep green in summer. Fine, feathery needles change to a copper hue in fall, holding their color for weeks before falling. Textured bronzy bark adds interest. Ideal accent for smaller gardens.

Mature Size: 20' x 6' - Fall Color: Rust




COTTONWOOD

Siouxland Cottonless—*Populus deltoides*

Seedless male cottonwood that quickly grows into a majestic shade tree with no fluffy mess. Shimmering foliage turns bright yellow in the fall. Extremely hardy and tolerates a wide range of soils. useful for creating a windbreak, stabilizing soil on a slope, or in areas where quick shade is needed. Best used for large scale plantings.

Mature Size: 70' x 40' - Fall Color: Yellow



ELM



Allee Lacebark—*Ulmus parvifolia*

Glossy green foliage turns orange-yellow to rust-red in fall. Peeling bark exhibits vibrant shades of gray, green, brown and orange. A very tough tree that will tolerate many harsh conditions. It's also very water thrifty and resistant to Dutch elm disease. Low maintenance and fast-growing!

Mature Size: 60' x 45' - Fall Color: Yellow

Elm cont. on pg. 3

Did you know... Elm trees had all but disappeared from our landscapes at one time due to Dutch Elm Disease. However, these newer varieties are resistant, so we can enjoy these beautiful, fast growing trees with year round interest once again. Many varieties were successfully tried and proven locally, at the John C. Pair Horticulture Center in Derby, Kansas.



Frontier Elm—*Ulmus 'Frontier'*

A quick growing, medium sized shade tree with an upright, pyramidal form. Small glossy green leaves in the spring, with lovely red-purple autumn coloration. Bark is a magnificent combination of gray, green orange and brown. Tolerates most soils. Superior resistance to Dutch Elm Disease and elm leaf beetles.

Mature Size: 35' x 25' - Fall Color: Burgundy

HONEY LOCUST

Skyline Thornless - *Gleditsia triacanthos*

Well suited for street tree planting since lower branches can be removed without disturbing the shape of the crown. Casts light shade, meaning lawns grow well beneath it. Requires little fall cleanup since the leaflets filter in between grass blades or wash away in the rain. Showy fall colors.

Mature Size: 45' x 35' - Fall Color: Yellow



Did you know... Honey locust trees have small blooms in late spring, filling the air with an incredible, sweet aroma. The fragrance is especially noticeable with a warm spring breeze.

LINDEN

Greenspire - *Tilia cordata 'Greenspire'*

With a strong central leader and attractive pyramidal form, this is a very reliable shade tree, even for difficult conditions. Very flexible wood makes them an excellent choice for open windy areas. Tiny, yellow, fragrant flowers appear in early summer and small, heart-shaped, green leaves turn a beautiful yellow in fall.

Mature Size: 40' x 30' - Fall Color: Yellow



MAPLE

Autumn Blaze Maple—*Acer x freemannii*

Brilliant, long lasting, orange red foliage in the fall. Dense, up right, shade tree. Grows four times faster than other red maple hybrids. Cross between a red maple and a silver maple that took the best traits from both. The harder wood of a red maple but fast growing like a silver maple.

Mature Size: 50' x 35' - Fall Color: Red



Burgundy Belle Maple—*Acer rubrum*

Excellent symmetrical branching habit and outstanding fall color. Dark green summer foliage turns to an outstanding, long lasting fall color of brilliant red then changes to an intense burgundy as it ages. Great for a parkway or shade tree.

Mature Size: 45' x 35' - Fall Color: Red



Maple cont. on pg. 4



Crimson Sunset Maple

Acer truncatum x plantanoides 'JFS-KW202'

Flourishing in climates with hot and humid weather, it's drought and heat tolerant leaves resist tatter and scorch damage and retain their rich, dark, glossy color all summer long. Round to oval habit. Fall color maroon to reddish bronze.

Mature Size: 35' x 25' - Fall Color: Red

Fall Fiesta Sugar Maple

Acer saccharum 'Balista'

A vigorous growing tree with full, dense, symmetrical branching. Leathery, glossy, deep green foliage turns to shades of incredible red, orange and yellow in fall. Resistant to leaf tatter. One of the best Sugar Maple trees for both hot and cold climates. Likes well drained soil.


Mature Size: 50' x 50' - Fall Color: Orange



John Pair Sugar Maple—*Acer saccharum*

Symmetrical and rounded in form, this heat resistant caddo sugar maple is also resistant to disease. This tree was released by the John C. Pair Horticulture Center from Haysville, right here in Kansas. Perfect medium sized tree for landscapes limited on space. Likes well drained soil.

Mature Size: 30' x 20' - Fall Color: Red-Orange



Pacific Sunset Maple

A. truncatum x A. platanoides

Fine, textured branch structure evolves to a rounded crown with glossy dark green foliage. Fine orange to red fall color and improved adaptability to heat and drought are features that distinguish Pacific Sunset® Maple among the many maple cultivars.

Mature Size: 30' x 20' - Fall Color: Orange to Red



Redpointe Maple - *A. saccharum 'Bailsta'*

Classy, medium-sized shade tree with a neat, clean, teardrop-shaped outline. Fast-growing, adaptable and unfussy native has no major pest issues and requires virtually no pruning to maintain its broad-pyramidal shape. Fall color is fiery red.

Mature Size: 45' x 35' - Fall Color: Brilliant Red



Urban Sunset Maple

Acer truncatum x platanoides

Compact, upright and narrow, develops a naturally uniform, dense canopy with minimal pruning. Easy to grow, drought tolerant and relatively problem free, it produces few seeds and develops an ideal, upright street tree form. Beautiful deep red fall color. Hard wood and fast grower.

Mature Size: 35' x 25' - Fall Color: Deep Red





OAK

Bur—*Quercus macrocarpa*

A mighty sight to behold. A coarsely textured crown, wild and wooly acorns and a massive trunk with rough and deeply furrowed bark combine to make one impressive tree. Native to the eastern two-thirds of Kansas. Moderate growth rate on a site with adequate moisture and fertile soil.

Mature Size: 70' x 70' - Fall Color: Yellow



Chinkapin—*Quercus muhlenbergii*

Very stately shade tree with year-round interest. Long-lasting deciduous tree with a very wide, open crown. Strong branches, interesting leaves and a scaly ridged central trunk, it's a conversation piece of a tree. Adapts well in various soil conditions. Yellow and orange fall colors.

Mature Size: 50' x 50' - Fall Color: Yellow

Crimson Spire

Quercus alba x Q.robur 'Crimschmidt'

Rich, dark green leaves stay fresh and bright through the heat of summer, turning rusty red to bright red in mid to late autumn. This fast growing, cold hardy, drought tolerant and disease resistant tree adapts to varied soils and tough urban growing conditions. Columnar.

Mature Size: 45' x 15' - Fall Color: Red



Red—*Quercus rubra*

Huge shade tree that is long-lasting, incredibly hardy and fast growing. Thrives in nearly every condition imaginable. Foliage is handsome throughout the year, emerging pinkish-red, turning lustrous dark, glossy green in summer, and changing to russet-red to bright red in autumn.

Mature Size: 70' x 50' - Fall Color: Red



Swamp White—*Quercus bicolor*

Striking tree with attractive peeling bark. Leaves are dark green on top with a silvery-white underside. Fall color is an orange-gold to yellow in mid-autumn. Suited to wet locations, although drought tolerant.

Mature Size: 50' x 50' - Fall Color: Yellow



Oak cont. on pg. 6

Did you know... The usual lifespan of an oak is about 200 years, but some live over 1,000 years. Also, oaks have been chosen as the National Tree for 15 countries world-wide, including the United States.



White—*Quercus alba*

Extraordinary shade tree with year-round interest. Long lasting, spacious deciduous tree with a majestic, wide crown. Can be an outstanding pre-eminant shade tree for your yard. Branches grow in wide angles, forming an incredibly broad rounded crown. Dark red-brown foliage in the fall.

Mature Size: 60' x 60' - Fall Color: Wine

SYCAMORE

Exclamation London Plane Tree

Platanus x acerifolia 'Morton Circle'

Rapid growing shade tree with exfoliating bark. Develops large, open branches with maturity. Large, dark green leaves provide dense shade. Adapts well in various soil conditions.



Mature Size: 70' x 40' - Fall Color: Yellow

TULIP

Emerald City—*Liriodendron tulipifera*

An upright, oval tree with deep green, glossy foliage. Fall color is bright yellow. Blooms greenish yellow with orange centers in mid spring. Very lovely up close. This variety is an improvement on the familiar Tulip Tree with a strong center leader and more compact form.



Mature Size: 60' x 50' - Fall Color: Yellow

ORNAMENTAL TREES



PRICING: All sizes may not be available in each variety

Trees 1"+ are measured by the caliper of the trunk

6-8'.....\$125 1.5-2"....\$250 2.5-3"....\$395

1-1.5"....\$175 2-2.5"....\$295 3-4".....\$495

Note: Special pricing indicated on certain varieties

BIRCH

Pricing: 8'-10'...\$175 10-12'...\$250 12-14'...\$325

Heritage River Multi Stem—*Betula nigra*

A beautiful, multi-branched tree prized for its highly textural, colorful, peeling bark. An exceptional specimen tree. Provides striking winter interest. This versatile, highly heat tolerant tree thrives in settings with high water tables and problematic low wet soils. Dark green leaves yellow in the fall. **Full sun.**

Mature Size: 40' x 30' - Fall Color: Yellow



Birch cont. on pg. 7



Royal Frost Multi Stem

Betula "Royal Frost"

Quick growing tree attains an upright, pyramidal shape with white exfoliating bark strikingly contrasting its deep burgundy foliage that emerges in spring, remains a rich purple in summer and changes to deep red in fall. Most successful in moist, well-draining soils. Deer and borer resistant. **Full sun or partial shade.**

Mature Size: 20' x 10' - Fall Color: Red

CHOKECHERRY

Canada Red Chokecherry—*Prunus virginiana*

A tough, hardy ornamental tree with year-round interest. Showy white flowers in the spring. Its early summer foliage of bright red-purple turns green and back to purple again in the later months. Beautiful in the winter time, and attracts birds with its tiny fruit. Attractive canopy, even in winter. **Full sun.**

Mature Size: 20' x 15' - Fall Color: Purple



CRABAPPLE

Royal Raindrops—*Malus x 'JFS-KW5' PP #14,375*

Great small ornamental tree with a rounded form at maturity. Eye-popping **magenta pink blooms**, deep purple cutleaf foliage, sparkling red fruits and bright fall color give all-season appeal to this easy-care flowering ornamental. Uniquely shaped leaves emerge glossy deep purple and maintain their rich color through the heat of summer. **Full sun.**

Mature Size: 20' x 15' - Fall Color: Red



Sargentina—*Malus sargentii 'Tina'*

Great small ornamental tree with a rounded form at maturity. Pink buds open into **pure white flowers** in the spring. Small red fruits are a favorite of birds. Excellent tree for small yards. **Full sun.**

Mature Size: 6' x 8'
Fall Color: Yellow



Spring Snow—*Malus x 'Spring Snow'*

Fruitless crabapple!! Perfect for around patios and sidewalks. Showy display of pure fragrant, single **white flowers** in the spring. Fall color is a beautiful yellow. **Full sun.**

Mature Size: 25' x 12' - Fall Color: Yellow



Sugar Tyme—*Malus x 'Sutyzam'*

A magnificent show each spring when lovely pale pink buds open to fragrant, sugar **white blooms** in spring. Radiant red fruits appear in fall and stay throughout winter. Disease resistant. **Full sun.**

Mature Size: 18' x 15' - Fall Color: Yellow





GOLDEN RAINTREE

Golden Raintree—*Koelreuteria paniculata*


Excellent shade tree with a well-behaved root system. Medium-sized, open-branched form ideal for parkways and patios. Blue-green foliage has nice fall color. Long panicles of fragrant flowers are followed by attractive, papery, lantern-like seed pods. A very effective and versatile landscape specimen. Deciduous. **Full sun.**

Mature Size: 20' x 25' - Fall Color: Purple



JAPANESE MAPLE *Pricing/Avail. Varies. Call store for details*

Bloodgood—*Acer palmatum var. atropurpureum 'Bloodgood'*



Attractive foliage with burgundy red turns brilliant scarlet in fall. The interesting red-black bark provides striking interest in winter. This slender, airy tree is well-suited for use in patios and entryways. One of the hardiest of Japanese maples. **Partial sun to shade.** Requires protected area.

Mature Size: 20' x 15' - Fall Color: Red

Crimson Queen—*Acer palmatum 'Crimson Queen'*

A low-branching, dwarf tree with a delicate, weeping form. The foliage holds its beautiful crimson color throughout summer and can turn bright scarlet in autumn. Plant in a protected area away from direct sun. Works best on the north or east side of your house. **Partial sun to shade.**

Mature Size: 10' x 12' - Fall Color: Red



LILAC

Dwarf Korean Tree Form

Syringa meyeri palibin



Dapper little lollipop-shaped tree. Dwarf Korean Lilac blooms a bit later than Common Lilacs and has wavy, nickel-sized leaves that are mildew resistant. Whether in or out of bloom, this tree has a neat outline and a clean, polished look that complements many garden styles. **Full sun.**

Mature Size: 7' x 4'

Ivory Silk Japanese Tree

Syringa reticulata

Small, deciduous tree with a smooth bark and oval crown. Panicles of **creamy white, fragrant blooms** late spring to early summer with rich green foliage. Great small specimen tree or background plant. **Full sun to light shade.**

Mature Size: 25' x 20'





MAGNOLIA

Saucer—*Magnolia x soulangiana*

Broad shrub or small tree with handsome oval-shaped leaves. Fragrant flowers bloom up to 8" in diameter in early spring before the foliage emerges. The **pink-purple saucer-shaped blooms** smell like none other. **Full to part sun.**

Mature Size: 20' x 25' - Fall Color: Yellow



MAPLE

Shantung—*Acer truncatum*

Evenly rounded head and dense branching structure, perfect for any small yard or great accent tree for larger yards. The foliage emerges a gorgeous reddish-purple in the spring, turns dark green in summer. Tolerates alkaline soils, heat and drought and is very resistant to pests and disease. Very water thrifty! **Full sun to part shade.**

Mature Size: 25' x 20' - Fall Color: Orange/Red



NINEBARK

Summer Wine Tree Form

Physocarpus opulifolius 'Summerwine'

Gracefully arching foliage is purple all through the season with the white flowers covering the stems in late June. Attractive branches and white, exfoliating bark for winter interest. Tough and adaptable. **Full sun or part shade.**

Mature Size: 8' x 5-6' - Fall Color: Purple/Red



PEAR

Chanticleer—*Pyrus Calleryana*

A compact pyramidal ornamental tree with masses of white flowers in spring. Gorgeous glossy green foliage turns to deep red in the fall, has a smooth grey bark. Great for spaces where lateral space to spread is limited. Less susceptible to early freezes than other pears. **Full sun.**

Mature Size: 30' x 15' - Fall Color: Red



REDBUD

Eastern—*Cercis canadensis*

Single stem and multi stem varieties available. Beautiful landscape tree valued for its timing; the rosy-pink flowers appear on bare branches bridging the gap between winter and spring. Showy yellow foliage in fall, heart-shaped glossy green in summer. Round headed deciduous tree. **Full sun or shade.**

Mature Size: 25' x 20' - Fall Color: Yellow



Redbud cont. on pg. 10



Cotton Candy—*Cercis Canadensis 'John Sjo'*

Single stem. Unique pale pink flowers, touched with lavender striations cover the bare branches. Once the flowers have gone, medium green foliage is held until fading to a yellow fall color. **Sun to part shade.**

Mature Size: 20' x 25' - Fall Color: Yellow



SERVICEBERRY

Autumn Brilliance—*Amelanchier x grandiflora*



Stems will be covered in white blossoms each spring and sweet purplish-black fruit each fall. Its spectacular show of white flowers in early spring is one of its main ornamental features. They begin to flower as a pale pink then fade to snowy white fragrant flowers. The petite blue-green foliage turns a brilliant reddish-orange in the autumn. **Sun to part shade.**

Mature Size: 25' x 15' - Fall Color: Orange/Red

WEEPING CHERRY

Weeping Snow Fountains

Prunus x 'Snowfozam'

Naturally weeping branches covered with a showy fountain of **snow white flowers**, made even more dramatic by the contrast of the stunning mahogany-red bark of its grafted Tibetan cherry trunk. Foliage turns a bright orange/gold in fall. **Full sun to part shade.**

Mature Size: 8' x 5-6' - Fall Color: Purple/Red



Did you know... It is better to plant your trees and shrubs slightly higher than ground level than below? Roots need oxygen just as much as they need water. See our Best Planting Practices guide on page 54 of this book, or pick up a copy at the Garden Store.

Let us plant your tree for you!

Container Trees 20 gal. or smaller in size are \$85* per tree to plant if your property is located in Manhattan.

If adding three trees or more to your landscape, \$75* per tree.

~

Container trees larger than 25 gal. or Balled and Burlap trees can be planted at 1/2 the original price of the tree.

~

*Be sure to discuss any extraordinary conditions there may be on your property with Garden Store staff. Possible extra charges apply if crews run in to additional obstacles



PRICING: All sizes may not be available in each variety

4-5'.....\$160

5-6'....\$190

6-7'...\$220

7-8'....\$260

8-9'....\$310

ARBORVITAE



Emerald Green

Thuja occidentalis 'Smaragd'

Shimmering emerald green foliage with a classic narrow, pyramidal form make the emerald arborvitae attractive in all seasons. This slow-growing emerald arborvitae is great for specimen or accent planting, hedges, privacy screens and shelterbelts. It also makes a good foundation plant. **Part sun.**

Mature Size: 15' x 4'

Green Giant

Thuja standishii x plicata 'Green Giant'

A large, vigorous, fast growing evergreen. Natural pyramidal to conical form boasts dense, rich green foliage that darkens or bronzes only a little in the winter. This is an exceptional landscape tree for use as a screen, hedge, or single specimen. **Part sun.**

Mature Size: 30' x 15'



JUNIPER

Canaerti—*Juniperus virginiana*

An upright juniper equipped with extra personality. As it ages, it attains a unique profile as the branch tips extend like arms, waving and opening, to greet you. Dark green in color. An excellent, hardy choice for windbreaks and privacy screens. Abundance of berries makes this a good source of wildlife food. **Full sun.**

Mature Size: 20' x 6'



Perfecta—*Juniperus chinensis*

Clean lines and a well-kept look all on its own without pruning. Handsome evergreen that forms a slim, dense column of rich green foliage that adds a strong vertical accent to your landscape. Quick growing, drought-tolerant plant with no major pest or disease issues. **Full sun.**

Mature Size: 12' x 5'



Spartan—*Juniperus chinensis*

A handsome, fast growing evergreen that forms a stately, dark green, densely branched column well-suited for use as a formal accent, screen or windbreak. In its natural form, the symmetrical, pyramidal shape rarely needs pruning. An excellent specimen for formal topiary. Tolerates heat, cold and drought. **Full sun.**

Mature Size: 20' x 6'



Juniper cont. on pg. 12

Taylor—*Juniperus virginiana*

Great for formal vertical accents or privacy hedging. It has dark green color in summer and a purple tone in winter. Perfect evergreen for a narrow space to create a screen in the landscape. This conifer needs **full sun** and well-drained soil. Softer and more dense than similar junipers.

Mature Size: 25' x 3'

**PINES & SPRUCE** 

PRICING: All sizes may not be available in each variety

3-4'\$140

5-6'\$225

7-8' ...\$400

4-5'\$170

6-7'\$325

8-9' ...\$500

PINES**Bosnian**—*Pinus leucodermis*

Slow growing pine with strong central leader and tight, pyramidal form in youth. As it ages, this pine opens to show a nice layered branching habit. The needles are deep, dark green. Makes a fine landscape specimen, accent tree or windbreak. **Full sun.**

Mature Size: 40' x 15'

Vanderwolf Limber Pine—

Pinus flexilis 'Vanderwolf's Pyramid

Dense, broad pyramidal in youth; becoming a low, broad, flat-topped tree at maturity. The pine needles are soft, silvery blue-green and very attractive. Great as a specimen or wind break. Disease and insect resistant. **Full sun.**

Mature Size: 25' x 15'

**SPRUCE****Baby Blue**—*Picea pungens glauca* 'Baby Blue'

Grown from seed, not grafted. Very blue, conical spruce with needles arranged in a full round pattern. Typically strong, symmetrical growers. Does best in well drained soil with good air flow around them. Stately, excellent specimen trees. They are long lived, and can grow 10" to 15"+ per year. **Full sun.**

Mature Size: 35' x 15' *Spruce cont. on pg. 13*



Avoid planting spruce trees in shade or in wet spots. If planting in heavy soil, they will benefit if the ground is mounded or bermed to give them more drainage. The heavier, wetter the ground, the more essential it is to mound them.

Bakeri Blue—*Picea pungens 'bakeri'*

Semi-dwarf, grafted cultivar of the Colorado Blue Spruce. Silvery-blue needles are larger and have more consistent color than other blue spruce cultivars. Bakeri is a slow-grower that is ideal for an accent tree or where space is limited. It can tolerate a wide variety of soil conditions once established, but avoid wet sites and shaded areas. **Full sun.**

Mature Size: 20' x 10'

**Baby Blue Eyes**

Picea pungens 'Baby Blueeyes'

Semi-dwarf selection is useful for smaller landscapes and confined spaces. Dense, eye-catching silvery blue-green foliage holds its color well. Growing only a few inches per year, it develops a broad, pyramidal form. Smaller than its cousin Baby Blue spruce. **Full sun.**

Mature Size: 15' x 15'

Black Hills—*Picea glauca densata*

Desirable, symmetrical cone shape to this slow growing, ever-green conifer. Dense bright-green needles mature to an interesting blue-green. Great landscape accent, useful as windbreak or screening. Fantastic as a landscape accent, or in groupings as a windbreak or screen. **Full sun.**

Mature Size: 40' x 20'

**Blue Totem Spruce**

Picea pungens glauca 'Blue Totem'


This incredibly narrow selection of Colorado Spruce has an exceptional bright-blue color. An excellent accent plant for any landscape. Powder blue/green needles, and branches that are tight to the body. Grows 4-6" annually. Narrow, upright, excellent choice for a small garden. **Full sun.**

Mature Size: 12' x 3'

**Dwarf Alberta**—*Picea glauca 'conica'*

A perfect cone shaped dwarf conifer. Very dense needle pattern and a classic pyramidal shape. Aromatic green needles are about 3/4" long. Can be used as an artistically pruned topiary. Makes a formal statement in the garden. Superb container specimen. **Full sun.**

Mature Size: 7' x 4'

**Fat Albert**—*Picea pungens 'Fat Albert'*

A superb evergreen conifer with rich blue needles on a densely branched, naturally pyramidal form. An outstanding landscape specimen. A very slow grower that exhibits full, dense growth even in youth. Choice for specimen planting or for privacy screens. Grows larger over time. **Full sun.**

Mature Size: 15' x 10'





Globe Blue on Standard

Pinus pungens 'Glauca Globosa'

Pricing/Size Avail. Varles. Call Garden Store for details

Dense evergreen dwarf tree, selected and trained to grow in a small tree-like form with the primary plant grafted high atop a standard. Its relatively fine texture and striking steel blue foliage sets it apart from other landscape plants. Highly ornamental and remains blue throughout the winter. **Full sun.**

Mature Size: 6' x 5'

Hoopsii—*Picea pungens 'Hoopsii'*

Outstanding evergreen tree, generally considered the bluest form. New growth is especially bright blue. Pyramidal form that holds stiff horizontal branches with dense silvery-blue needles. The vibrant blue-green color is remarkable for its intensity and richness. **Full sun.**

Mature Size: 30' x 20'



Norway Spruce—*Picea abies*

Fastest growing of the spruces, 1 to 3 feet per year. Develops strong graceful branches in a pyramidal form that are covered with dark green needles on dense branches. Ideal for tall screen, wind-break or a traditional show piece. Tolerates heat and humidity well. **Full sun.**

Mature Size: 60' x 35'

Skinny Blue Genes

Picea glauca 'Skinny Blue Genes'

Has a dense, conical, narrow growth habit. With rich blue needles and cold tolerance, it makes an excellent landscape specimen. Drought and deer tolerant. Needles similar to Black Hills Spruce, but blue. **Full sun.**

Introduced to the market by Blueville Nursery.

Mature Size: 25' x 5'




*Blueville's
Horticulture
Hints*
on KMAN 1350am
Fridays @ 10AM
 starting January 11



PRICING: All sizes may not be available in each variety

1 gal....\$20

18-24".....\$50

15-18"....\$40

24-30".....\$60

Note: Special pricing indicated on certain varieties

SPRUCE

Globe Blue —*Pinus pungens* 'Globosa'

Pricing/Size Avail. Varies. Call Garden Store for details

Charming, globe-shaped, compact ever-'blue' shrub. Slow grower. Intense, steel blue needles hold their color all year but are brighter in summer. Prefers rich, acidic soil. Plant with cotton-bur compost. A popular, unique accent for that special spot in your landscape. **Full sun.**

Mature Size: 4' x 5-6'



SPREADING JUNIPER

Grey Owl—(*Juniperus horizontalis* 'Grey Owl')



Finely textured evergreen shrub with arching branches clothed with soft, silvery-gray needles. Very effective planted in masses as a tall groundcover. A very nice landscape plant. Requires little maintenance in the right area. **Full sun.**

Mature Size: 15' x 10'

Kallay Compact Pfitzer—(*Juniperus chinensis*)

Silvery-blue foliage changes to purplish bronze in winter. This variety of juniper is drought and deer resistant. Use for foundation plantings along shrub borders, and on slopes. Adult, scale-like, medium needles are soft to the touch. Foliage is attractive year round. Foliage is fragrant when crushed. **Full sun.**

Mature Size: 15' x 10'



Mint Julep—(*Juniperus chinensis*)

A standout because of its brilliant mint green foliage displayed on a beautiful arching form. A constant performer in all climates in shrub borders, mass plantings or on the fringe of natural areas. An excellent choice as a topiary specimen at entryways or in formal gardens. **Full sun.**

Mature Size: 6' x 6'



Did you know... Blueville can work on your small engines. From chain sharpening to lawn tractors, bring your small engine equipment in to the Garden Store, along with a \$45 deposit, which goes toward cost of repairs and we'll get your equipment repaired or serviced in house for you! Tip: Fall and winter are excellent times to bring us your lawn mowers and have them ready to go for spring.



LOW SPREADING JUNIPER

Blue Rug—(*Juniperus horizontalis*)



One of the finest trailing junipers having a uniform, full centered growth habit with intense silver-blue evergreen foliage. Excellent for large scale groundcovers or cascading over walls. **Full sun.**

Mature Size: 6" tall x 6-8' wide

Mini Arcadia

(*Juniperus sabina* 'Arcadia')

Very durable landscape plant. Attractive, soft green foliage on its semi-spreading form makes a terrific mounded groundcover used on a large scale. Also versatile for use in rock gardens and borders. **Full sun.**

Mature Size: 1' tall x 6-8' wide



Prince of Whales—(*Juniperus horizontalis* 'Prince of Whales')



A popular evergreen groundcover with low-growing, spreading blue-green foliage, prized for its beautiful bronze-plum winter color. The perfect fuss-free solution for rock gardens with poor soil, or for mass plantings to carpet banks and slopes. **Full sun.**

Mature Size: 8" tall x 6-8' wide

MUGO PINE

Dwarf Mugo—(*Pinus mugo* var. *pumilio*)



A popular dwarf conifer displaying soft, dark green needles on dense branches with candles in the summer. A very useful, slow growing evergreen for rock gardens, mass plantings, and in mixed groupings with broadleaf plants. **Full sun.**

Mature Size: 4' x 4'


SPREADING YEW

YEW PRICING: 12-15"...\$40 15-18"...\$50 18-24"...\$60 24-30"...\$70

Densiformis—(*Taxus densiformis*)

This dense, low, spreading shrub is an excellent basic foundation planting for a hedge, screen or border. The dark green foliage backs scarlet-colored, cone-like berries. A versatile and durable evergreen that provides year-round interest in the landscape. **Part shade to shade.**

Mature Size: 4' x 4'



Spreading Yew
cont. on pg. 17



Everlow—(*Taxus media*)

Dense, dark green evergreen with emerald green new spring growth. Excellent as a specimen, for low hedges and foundation plantings in shady locations. Compact form with a naturally low, dense habit. Yews prefer moist, but well drained, slightly acidic soil. **Part shade to shade.**

Mature Size: 2' x 4'



HICKS YEW

YEW PRICING: 18-24"...\$60 24-30"...\$70 30-36"...\$90

Hicks—(*Taxus media hicksii*)

An excellent evergreen shrub for tall hedges and privacy screens. The long, upright-growing branches with dense, glossy, dark green foliage naturally form a narrow, columnar habit that works well as a foundation plant, or placed in pairs at entries or doorways. Red fruit stands out against green foliage in fall. **Part shade to shade.**

Mature Size: 4' x 4'



Prices and availability of plants and hard goods listed in this catalog are subject to change.

Evergreen trees can be found on every continent except Antarctica. Unlike deciduous trees that shed their foliage during winter, evergreen trees keep their leaves year-round. Thousands of species are considered evergreens, including conifers, palm trees and most trees found in the rainforest.

Questions about pruning evergreens? Give us a call! 785-539-2217



PRICING: All sizes may not be available in each variety

1 gal....\$20

18-24".....\$50

15-18"....\$40

24-30".....\$60

Note: Special pricing indicated on certain varieties

Althea—(*Rose of Sharon*)



Althea, commonly called Rose-of-Sharon, flowers in late summer, providing a flush of color late in the season when everything else is done blooming. Plant in to borders or as an informal specimen in beds. A wide range of cultivars allows you to choose an althea variety in the color and size that works best in your landscape design. Traditional Althea usually mature to a size of 8-10', while the Lil' Kim Althea series stay more compact at 3-4'. Both are great hummingbird attractors no matter the color and add amazing summer color to your landscape. We will have many varieties available. Call or see Garden Store for specifics. **All althea prefer full sun.**

Azaleas

Deciduous azaleas grow in an upright habit and tend to be taller than evergreen azaleas, maturing in height from 8 to 15 feet tall. Flowers are tubular with long stamens that extend beyond their petals. Deciduous azaleas bloom bright, colorful white, purple, pink, red, orange or yellow flowers beginning in the spring. The foliage offers a colorful autumn show before it falls. They typically have large leaves that may be up to 6 inches long. Most deciduous azaleas **prefer full sun to partial shade**. In shaded locations, deciduous azaleas flower less and are more vulnerable to fungal infections. Deciduous azaleas don't typically require special winter care, needing little to no water. Prune if they become leggy, immediately after blooming.



Evergreen varieties tend to grow to 6 feet or less with a mound-like shape. Their flowers may be white, purple, pink, red or orange, blooming in spring and sometimes in fall. The blooms come in a variety of forms, including strap-like, star-shaped or round petals. Their foliage is rarely longer than 2 inches, and stays year round. Evergreen azaleas **require partial shade** and protection from direct sun and wind. During the winter months, they require protection from wind and rain and additional watering if conditions are dry. Evergreen azaleas rarely require pruning, but if it is desired, should be done immediately after flowering.

Both varieties require moist, fertile, highly organic and well-drained soil that is slightly acidic. We recommend planting with peat moss and cotton burr compost. Native soils higher than pH 7.0 should be amended with organic matter. Fertilize both in late winter, as the plants break dormancy, and no later than July 1 to avoid winter damage. Many varieties available. Call or see Garden Store for details.

BARBERRY



Bonanza Gold—(*Berberis thunbergii* 'Bogozam')

A dwarf form of golden barberry that commands special attention in the landscape due to its outstanding bright gold foliage. This Japanese barberry produces inconspicuous yellow flowers in spring and berries that persist throughout the winter. A low maintenance plant, it forms a dense mound that can be used as a specimen or foundation plant. **Full sun**.

Mature Size: 18" x 36"

Cherry Bomb—(*Berberis thunbergii* 'Monomb')

Compact branches make a wonderful low hedge, barrier planting or single shrub accent. This spiny shrub can be used in a hedge as a deterrent to trespassers. Striking burgundy-red leaves turn brilliant scarlet in the fall. Bright red berries enhance its look in fall and winter. Best color in **Full sun**.

Mature Size: 3' x 3'



Concorde

(*Berberis thunbergii* 'Concorde')

A petite purple-leaf Barberry with deep maroon-purple foliage that becomes even more intense during fall. Small yellow flowers followed by bright red berries. Perfect size for edging as a small hedge. **Full sun**.

Mature Size: 18-12" x 18-24"

Barberry cont. on pg. 19



Rose Glow—(*Berberis thunbergii*)

Richly colored foliage on graceful branching makes this a wonderful hedge, barrier planting or single accent. Deep rose-red foliage is mottled with white and green in spring, bringing wonderful, warm color into the landscape. Bright red berries in fall and winter. **Full sun.**

Mature Size: 4-5' x 4-5'

Orange Rocket

(*Berberis thunbergii* 'Orange Rocket')

Vibrant coral-orange new foliage ages to a medium green, then turns ruby red in autumn. This award-winning, compact shrub has a vigorous upright growth habit. Use to brighten the landscape in mass plantings or as a specimen plant. **Full sun.**

Mature Size: 4' x 2'



BEAUTYBERRY

Purple Pride—(*Callicarpa dichotoma* 'Issai')



Small, rounded deciduous shrub known for its showy fall display of lilac-violet fruits which ripen in September and show brilliantly through October. Small, pink to lavender flowers bloom along the stems in summer. Prune stems back to 6-12" in early spring. Performs best in **Full sun**, but can take **Partial shade.**

Mature Size: 5' x 5'

BOXWOOD

BOXWOOD PRICING: 8-10"...\$20 10-15"...\$40 15-18"...\$50 18-24"...\$60

Green Gem—(*Buxus* 'Green Gem')



A small, lush mound of emerald green summer foliage with some bronzing in winter. Naturally oval form and dense foliage is perfect for low hedges and an excellent foundation plant. Slightly smaller, more pointed leaves and more compact growth habit than its cousin Green Velvet. **Sun to shade.**

Mature Size: 3' x 3'

Green Mountain—(*Buxus* 'Green Mountain')

A vigorous evergreen shrub with bright green foliage that retains good color throughout winter. The upright, naturally cone-shaped habit makes it an excellent candidate for topiary forms, and a striking container or formal garden accent. Use in mass plantings to create either a free-form or a sculpted hedge. **Sun to shade.**

Mature Size: 5' x 3'



Boxwood cont. on pg. 20

BOXWOOD PRICING: 8-10" ...\$20 10-15" ...\$40 15-18" ...\$50 18-24" ...\$60



Green Tower—(*Buxus 'Green Tower'*)

The perfect evergreen hedge for tight spaces or to create a privacy screen. Lustrous dark green leaves have a lighter green underside. Very columnar growth makes it an ideal specimen for formal topiary shapes. Medium to finely textured foliage does not brown out in winter, and its density makes it a favorite shelter plant for birds. **Sun to shade.**

Mature Size: 6' x 2'

Green Velvet—(*Buxus 'Green Velvet'*)

A full-bodied boxwood well-suited for dense, low hedges. Foliage retains its rich green color throughout winter. Develops a vigorous, rounded form if not pruned. A wonderful evergreen that will provide year-round, cold-hardy color and structure in the garden. **Sun to shade.**

Mature Size: 4' x 4'



BUCKTHORN

Fineline Buckthorn—(*Rhamnus frangula*)



Lacy fern-like foliage combined with a narrow columnar habit make this a fantastic plant for adding texture and shape to the garden. Foliage turns yellow in fall. Great as a narrow hedge, accent specimen, and to frame doors and pathways. **Full sun to part shade.**

Mature Size: 5-7' x 2-3'

BURNING BUSH

BURNING BUSH PRICING: 10-15" ...\$40 15-18" ...\$50 18-24" ...\$60

Dwarf Winged—(*Euonymus alatus compacta*)

A sensational accent or natural hedge prized for its intense **scarlet red fall coloring**. The interesting, compact, mounded form displays attractive rich green leaves spring through summer. Exceptional when featured en masse. **Full sun.**

Mature Size: 6-8' x 6-8'



Little Moses—(*Euonymus alatus 'Odom'*)



A superb, true dwarf burning bush cultivar. Corky bark ridges on the branches of species plants add additional interest to this dense, upright, deciduous shrub. Serrated leaves turn bright red in fall and hold that color longer than other species. **Full sun.**

Mature Size: 2-3' x 2-3'



Butterfly Bush and Crape Myrtle

will need some extra steps taken to care for them, especially while young. You can start by planting the root system 1-2" below ground level as well as mulch around the base of the plant in late fall. This will help keep these heat loving plants happy through our harsh winters. Also, they will freeze back in our climate each winter. Every spring, they are required to be pruned back to about 18" from the ground to ensure that they grow back full and lush each year. And be patient for them to show signs of new growth in the spring, they like to wait until it is "safe" to appear and begin growing for the season. The minimal extra care is well worth it as they are sure to be show-stoppers in your landscape that hummingbirds and butterflies will love year after year.

BUTTERFLY BUSH

Black Night—(*Buddleia davidii*)

Bushy growth habit with arching stems, showy/fragrant flowers and vigorous growth. Flower clusters bloom from early to late summer, sometimes to first frost. Flowers are densely clustered in showy cone-shaped panicles from 6-18" long. Very attractive to hummingbirds and bees. **Full sun.**

Mature Size: 5' x 5'



Miss Molly—(*Buddleia* 'Miss Molly')

Intensely colored blooms and refined habit. Fragrant flowers are the closest to red of any butterfly bush and appear for months every summer without deadheading. Drought and heattolerant. Deer resistant. **Full sun.**

Mature Size: 5' x 5'

Nanho Purple—(*Buddleia davidii* 'Nanho Purple')

Fabulous, lavender purple, fragrant flower spikes each June. The delicate blossoms cluster in long spikes of up to six inches long! Well-loved by hummingbirds and butterflies through late in the season. Grey-tinted, green foliage. Makes a lovely cut flower. **Full sun.**

Mature Size: 5' x 5'



Tutti Frutti—(*Buddleia* 'Tutti Frutti')

Dwarf variety with striking purple blooms set upon compact mounding foliage. Its short stature offers many more planting options than full-sized butterfly bushes, including small-space beds and containers. Highly fragrant flowers attract butterflies and hummingbirds from summer through frost. **Full sun.**

Mature Size: 2' x 2'



CARYOPTERIS

Dark Knight—(*Caryopteris x clandonesis* 'Dark Knight')



Aptly named as its gray-green foliage is shrouded in a cloud of blue from mid to late summer. It is a well-behaved, mounded garden plant that is very attractive to butterflies. Fragrant, long blooming, deep purple-blue flowers bloom late summer. **Full sun.**

Mature Size: 3' x 3'

CRAPE MYRTLE

Hopi—(*Largerstroemia indica x fauriei*)

Graces the landscape with large clusters of **light pink blooms** that last for an entire four months, from June until September. Green summer foliage turns brilliant yellow, red, or orange in fall and sets the landscape ablaze. Superior specimen or accent. Especially attractive in groups. **Full sun.**

Mature Size: 4' x 4'



Midnight Magic

(*Largerstroemia indica* 'Midnight Magic')

The new Midnight Magic produces loads of dark pink flowers backed by superb purple-maroon foliage. It has a rounded, compact shape and begins flowering in July and remains colorful through September. **Full sun.**

Mature Size: 4' x 4'



Siren Red—(*Largerstroemia indica* 'Whit VII')

Dramatic, eye-catching red flowers are absolutely beautiful. New foliage growth emerges a beautiful crimson color in the spring, then changes to an attractive dark green, finally turning red in fall. Use as an accent or massed in borders. **Full sun.**

Mature Size: 4' x 4'



Tonto—(*Largerstroemia indica* 'Tonto')

A semi-dwarf crape myrtle that has a dependable explosion of bright fuchsia-red blooms every summer. The leaves change from rich green in the summer to a dark maroon in the fall. Perfect to add glorious color in any landscape. **Full sun.**

Mature Size: 4' x 4'



Zuni—(*Largerstroemia indica fauriei*)

Dark lavender flowers from mid-summer to fall. Foliage turns red-maroon in fall. Heat and drought tolerant. Can be planted as a specimen or in groups, and looks attractive when underplanted with a ground cover. **Full sun.**

Mature Size: 4' x 4'





DOGWOOD

Arctic Fire Redtwig—(*Cornus stolonifera* 'Farrow')


This compact selection of Red Twig Dogwood has dark red stems that provide a spectacular show in the winter sunlight. Great in perennial or shrub borders, or used in flower arrangements. Cut vibrant stems for a dynamic addition to holiday arrangements. **Full to part sun.**

Mature Size: 4' x 4'



EUONYMUS

Canadale Gold—(*Euonymus fortunei*)



A sturdy, dependable, evergreen shrub with a boldly branched, compact form blanketed with brightly colored, green and golden yellow variegated foliage. Excellent for use as a small hedge, low border, or landscape accent. **Full sun.**

Mature Size: 4' x 4'

Ivory Jade—(*Euonymus fortunei*)

Semi-evergreen shrub. Dense branches are highlighted by rich green leaves with ivory white margins that are tinged with pink in colder weather. Excellent low border, hedge, or accent. Highly adaptable and versatile in sun or shade, this is a great contrast plant to brighten dull or dim spaces in the landscape. **Full sun to part shade.**

Mature Size: 2' x 3'



Pauli/Manhattan—(*Euonymus kiautschovicus*)



Excellent choice for a fast growing evergreen clipped hedge or informal screen. Dense, lush, dark glossy green foliage and a naturally neat, formal appearance. Inconspicuous mid to late summer flower clusters produce small but attractive, pink ornamental fruit in the fall. **Full sun.**

Mature Size: 5' x 5'

Sunrise—(*Euonymus fortunei*)

Striking variegation is lemon yellow on young leaves, maturing to rich golden yellow against the deep green centers. Plant en masse for a bright, colorful groundcover or to line driveways and walkways. **Full sun.**

Mature Size: 2' x 3'



FORSYTHIA

Magical Gold—(*Forsythia x intermedia*)

Extra large, rich golden yellow flowers completely shroud the bare stems in early spring. Becomes the focal point of the landscape when in full bloom and blends well with other plants when the rich green foliage emerges for the summer after blooming. **Full sun.**

Mature Size: 5' x 4'



HOLLY

Berry Magic—(*Ilex x meservae*)



This medium-sized evergreen shrub is assured an abundance of bright red berries in the fall due to a male pollinizer planted with the fruiting female plant. Glossy blue-green leaves provide interest for every season. Perfect as an evergreen hedge or privacy wall. **Sun to shade.**

Mature Size: 6' x 6'

HYDRANGEA

There is an abundant variety of shade tolerant and shade loving hydrangea. There are three main categories of them that we carry and they each have their own unique characteristics:

Oakleaf Hydrangeas: *Foliage and flowers produce a spectacular show in the fall. Fall leaves range from wine-red to purple to a deep, rich burgundy. Blooms transform from white to purplish-pink. Prune after summer blooming.*

Little Leaf Hydrangeas: *There is a wide variety of smaller leafed hydrangeas. The majority of them hardier than the Big Leaf Hydrangeas. They can be pruned anytime except spring/early summer.*

Big Leaf Hydrangeas: *Require extra care, including a protected location, moist, well-draining soil, shaded site and winter mulching. Blooms on new and old wood. For blue blooms, aluminum must be added in early spring before new growth begins. Prune after blooming or early spring once you begin to see the new growth. This variety tends to die back over winter.*

BIG LEAF HYDRANGEA

Bloomstruck—(*Hydrangea macrophylla*)

This showstopper explodes with mophead blooms covering rounded, compact plants. Blooms to shades of blue to purple or rosy red (depending on soil pH) extending the display into fall, followed by rich, burgundy-red foliage. Flowering occurs on both old wood and new growth, assuring flowers even after a severe winter. **Full to part shade.**

Mature Size: 4' x 4'

Hydrangea cont. on pg. 25



OAKLEAF HYDRANGEA

Alice—(*Hydrangea quercifolia*)

Among the largest of the Oakleaf Hydrangeas, this bold selection is handsome and stately for foundation or border. It has deeply lobed, oak-like leaves and a profusion of large white blooms. An added bonus, foliage turns brilliant crimson in fall. **Part sun.**

Mature Size: 6-8' x 6-8'



Ruby Slippers

(*Hydrangea quercifolia*)

A profusion of exceptionally large flower clusters in summer are showcased against dark green, deeply lobed oak-like leaves. Blossoms open white, quickly age to deep pink and are robust, remaining upright even after heavy rains. Foliage turns a brilliant mahogany in fall. **Part shade to part sun.**

Mature Size: 4' x 4-5'

LITTLE LEAF HYDRANGEA

Tuff Stuff—(*Hydrangea serrata*)

Lovely reddish-pink lace cap flowers create a mass of color in early summer, and continue to bloom right up until frost. The semi-double to double florets begin with creamy coloration in the center before maturing to intense pink. Flowers may shift to blue in acidic soils. **Partial sun.**

Mature Size: 2-3' x 2-3'



Vanilla Strawberry (*Hydrangea paniculata* 'Renhy')

Produces stunning blooms throughout the summer on both new and old stems. The enormous clusters of flowers start out a creamy white, changing to a soft pink and finally to a ripe strawberry-red as they mature. This hydrangea however, prefers some sun, but can take quite a bit of shade. **Part sun to part shade.**

Mature Size: 6-7' x 6-7'

ITEA/SWEETSPIRE

Little Henry—(*Itea virginica* 'Sprich')

Compact shrubs starts out the summer with a beautiful display of fragrant white flowers that blanket the shrub. As summer progresses shiny foliage takes over until fall when the foliage turns a stunning garnet-red. Sun exposure will produce more vibrant fall color. Perfectly suited for covering large banks, beds and borders. **Part to full sun.**

Mature Size: 2-3' x 2-3'





LILAC

Common Lilac—(*Syringa vulgaris*)

Abundant clusters of sweetly fragrant flowers in mid-spring on a vigorous, upright, multi-stemmed shrub with heart-shaped, green foliage. Ideal as a flowering hedge or screen. Plant near a window or pathway where the fragrant blooms can be enjoyed. Contact Garden Store for specific variety and color availability. **Full sun.**

Mature Size: 10' x 10'



Dwarf Korean—(*Syringa meyeri 'Palibin'*)

Hardy, flowering deciduous shrub. Dwarf, spreading lilac with reddish-purple buds opening to pale lilac fragrant flowers, adding grace and beauty to a landscape. Blooms profusely in mid-May, slightly later than the common lilac. Use in shrub border or plant in groups to form a low hedge. **Full to part sun.**

Mature Size: 5' x 5'

Miss Kim—(*Syringa patula*)

Deep purple buds open to abundant clusters of highly fragrant, lavender to ice blue, panicles of flowers, up to 3" long. Blooms later than others, extending the season. Deep green foliage is burgundy-tinged in fall. Great for border accent or mass planting. **Part sun.**

Mature Size: 5' x 5'



There's always something happening at the Blueville Garden Store! Open all year long, like us on Facebook to stay informed of our upcoming events.

NINEBARK

Little Devil—(*Physocarpus opulifolius*)



A compact upright shrub with burgundy leaves; features small pinkish-white spirea-like flowers followed by subtle reddish fruit, and interesting peeling papery bark; extremely tough and durable, good for massing or general garden use. **Full sun to part shade.**

Mature Size: 4' x 3'

Summer Wine—(*Physocarpus opulifolius*)

Season long wine colored foliage is covered with soft pink flowers in late summer. Adaptable and easy to grow, with excellent resistance to powdery mildew, this native is a useful landscape shrub and also makes an attractive cut flower. **Full sun** for best color, but can handle **part shade.**

Mature Size: 5' x 5'



Ninebark cont. on pg. 27



Tiny Wine—(*Physocarpus opulifolius*)

Dwarf variety, yet extra full with small, refined leaves. Deep purple foliage is colorful all season and contrasts beautifully with soft pink and white flowers in late spring. Dainty flowers cover the stems with an exceptionally showy display. Durable shrub is perfect for season-long color in the landscape. **Full sun to part shade.**

Mature Size: 4' x 3'

PRIVET

Golden Vicary—(*Ligustrum vicary*)

An excellent upright deciduous shrub best used for informal, unclipped hedges. Bright golden foliage color lasts all season long, especially when planted in full sun. Plant with green-leaved plants for a pleasant contrast. Foliage takes on a purple-red tone in fall. **Full sun.**

Mature Size: 10' x 10'



PYRACANTHA

Gnome—(*Pyracantha coccinea*)

A globular shrub with dense, thorny branches and dark green, oval leaves. Masses of white flowers in late spring are followed by tight clusters of orange berries during late summer into winter. Good impenetrable hedgerow or informal hedge. **Full to part sun.**

Mature Size: 5' x 5'



QUINCE

Double Take Scarlet Storm—(*Chaenomeles speciosa*)

A profusion of bright 2" scarlet flowers provide a magnificent display of early spring color in the garden. Dense, spreading habit. Drought tolerant once established, this plant may be pruned after flowering. Good cut flower. Thornless, deer resistant and does not set fruit. **Full sun.**

Mature Size: 5' x 5'



RHODODENDREN

PJM PRICING: 15-18"...\$50 18-24"...\$70

PJM—(*Rhododendren 'PJM Hybrids'*)

Durable, charming variety with small trusses of bright lavender-pink blooms contrasting with small, dark green leaves. Broadleaf evergreen providing mahogany-brown winter foliage color. Prefers acidic soil. Noted for its tolerance of heat as well as cold. **Full shade.**

Mature Size: 5' x 5'






SMOKEBUSH

Royal Purple—(*Cotinus coggygria*)

Dramatic and long lasting pinkish purple plume-like seed clusters create a long-lasting smoky haze to branch tips. These, backed by reddish-purple foliage create a prized small tree or large accent shrub. Foliage holds color all summer, then turns scarlet in autumn. **Full sun.**

Mature Size: 10' x 10'



Velveteeny—(*Cotinus coggygria* 'velveteeny')

Offers the same silky smooth, deep burgundy foliage with large feathery plumes of dove gray to pink blooms as its big brother 'Royal Purple', but in a petit, dwarf form. Versatile as it is exquisite, with its compact, rounded shape and brilliant color a dazzling addition to any sunny landscape. **Full sun.**

Mature Size: 10' x 10'

DWARF SPIREA

DWARF SPIREA Prune back Dwarf Spirea to 12-18" in early spring before new growth begins to promote a full, lush shrub each year. Can be lightly pruned after first bloom to encourage new blooms.

Double Play Artisan—(*Spiraea japonica* 'Galen')

Named from its combination of colorful flowers and foliage. In addition to vibrant pink summer flowers, Double Play® Artisan® has rich purple-red new growth in spring. You'll get months of vibrant color from this adaptable, easy to grow plant with glowing orange foliage in the fall. **Full sun.**

Mature Size: 2-3' x 2-3'



Little Princess—(*Spiraea japonica*)

Compact flowering shrub that grows into a neat ball and gets dainty, light pink flowers that create a pleasing contrast with mint green foliage in mid-summer. Often reblooms sporadically the rest of the season. Very heat, cold and drought-hardy once established and tolerates a wide range of soils. **Full sun.**

Mature Size: 2-3' x 2-3'

Magic Carpet—(*Spiraea japonica* 'Walbuma')

A neat, compact mound with vibrant new red leaves. Clusters of small pink flowers contrasting with the bright gold mature foliage. Rich russet fall foliage color. This extraordinary combination of colors will brighten and enhance any landscape. **Full sun.**

Mature Size: 2-3' x 2-3'



SPIREA

Renaissance—(*Spiraea x vanhouttei*)

Exciting remake of an old-fashioned favorite. Selected for increased resistance to foliar diseases, this graceful shrub features a massive display of pure white flowers held along loosely arching branches in spring. Colorful orange-red fall color. Very attractive as a specimen plant or in mass plantings. **Full sun.**

Mature Size: 5-7' x 6-8'



ROSES


Drift Roses

Drift roses are a cross between full-size groundcover roses and miniature roses. Fill the garden with vibrant colored flowers from spring to frost. Easy-care, vigorous and cold hardy. Glossy dark green foliage with excellent disease resistance. These repeat-blooming, compact roses are perfect for any size garden and are easy to grow. Listed below are a few of the colors we carry. **Full sun.**

Mature Size: 18" x 24-30"



Coral




Peach



Sweet



Pink



Red



Apricot



Popcorn

Knockout Roses

Easy to grow, maintenance free rose that continually produces self-cleaning double candy apple red flowers with a slight spicy fragrance. They are the most disease resistant rose on the market. Stunning flower power and will bloom until the first frost. Heat tolerant. **Full sun.**

Mature Size: 3' x 3'



Red



Pink



Sunny



SUMAC

Gro Low—(*Rhus aromatica* 'Gro-Low')

A tough, fast-growing groundcover for slopes or banks, and areas with poor, dry soil. The glossy, green foliage displays an excellent red fall color and is fragrant when brushed against or leaves are crushed. Works well in border plantings, backed by taller shrubs and perennials. **Full sun.**

Mature Size: 2-3' x 6-8'



Tiger Eyes—(*Rhus typhina* 'Baltiger')

Chartreuse new foliage quickly develops into lacy golden leaves which contrast nicely with the rosy-pink stems. A dramatic specimen or focal point. Combine with dark flowered and leaved shrubs for contrast. Dramatic effect of yellow, orange and intense scarlet in autumn are unparalleled. Tolerates a wide range of soils. **Full sun.**

Mature Size: 4-6' x 4-6'

VIBURNUM

Allegheny—(*Viburnum x rhytidophylloides*)

Attractive, dense upright, rapid grower makes an excellent hedge, screen or windbreak, holding on to its leaves well into late winter. Large clusters of white flowers followed by showy red fruit that matures to black. Prune as needed immediately after flowering. **Full to part sun.**

Mature Size: 8-10' x 8-10'



Conoy—(*Viburnum x burkwoodii*)

Covered in early spring with buds that burst open to reveal slightly fragrant, showy, flat-topped white flowers. Red fruit in late August, darkening to all-black in October. Makes an excellent, easy to prune, low hedge or border. Leaves fade to a dark maroon in fall and winter. Broadleaf evergreen. **Full to part sun.**

Mature Size: 2-3' x 6-8'

Eskimo—(*Viburnum x Eskimo*)

Handsome and compact shrub noted for its showy white "snowballs" in mid to late spring. Flowers give way to fruits that mature in late summer to red then black. Leathery, glossy dark green leaves turn attractive shades of yellow, orange, and red in fall. **Full to part sun.**

Mature Size: 4' x 4'



Fragrant—(*Viburnum x farreri*)

Wonderfully fragrant white blooms in spring and a full rounded form make this shrub a standout in the landscape. Large, rounded blooms are followed by highly ornamental berries. Elliptical, dark green leaves turn burgundy purple to red in the fall. Deciduous. **Full to part sun.**

Mature Size: 8' x 8'

Viburnum cont. on pg. 31



Judd—(*Viburnum x juddii*)

This hybrid viburnum produces early spring, snowball-type clusters of pink buds that open to white, highly fragrant flowers. Dense, rounded shrub with blue-green leaves. Korean spice viburnum is one parent of this hybrid. Stems are finer in texture and the overall habit is refined. **Full sun to part shade.**

Mature Size: 6' x 6'



Prague—(*Viburnum x pragense*)

Beautiful evergreen shrub with lustrous, dark green, puckered leaves. Foliage holds up to typical Midwestern winters with no discoloration. Pink buds develop in early spring and open to lightly fragrant, creamy white flowers. Ideal for use as a quick growing hedge, screen or wind-break. Works equally well as an accent plant. **Full sun to part shade.**

Mature Size: 8-10' x 8-10'

WEIGELA

Red Prince—(*Weigela florida* 'Red Prince')

Attractive, dense upright, rapid grower makes an excellent hedge, screen or windbreak, holding on to its leaves well into late winter. Large clusters of white flowers followed by showy red fruit that matures to black. Prune as needed immediately after flowering. **Full to part sun.**

Mature Size: 5' x 5'



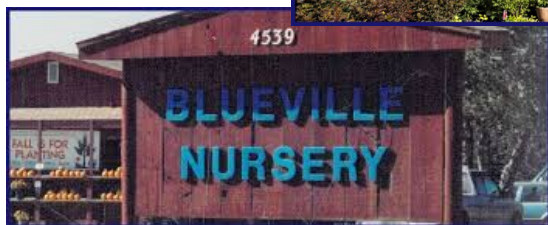
Shining Sensation

(*Weigela florida* 'Shining Sensation')

Blooming machine, with pink funnel-shaped flowers that bloom in May and June, and then sporadic bloom through summer. Shiny, burgundy foliage appears as though it has been polished, and contrasts nicely with the pink flowers. Long, arching stems provide a handsome architectural element to the mixed border. **Full sun.**

Mature Size: 5-6' x 3-4'

**Generations of
experience.**





PRICING: All sizes may not be available in each variety

1 gal.....\$20

2/3 gal....\$40

5 gal...\$50

BLUE GRAMA

Blonde Ambition

(*Bouteloua gracilis* 'Blonde Ambition')

This rugged, cold hardy native grass features blue-green foliage and striking, flag-like summer flowers on stiff, weather resistant stems. Provides cool-season interest, as the long lasting blonde seed heads remain through winter. Tolerant of many soil types, this is a perfect choice for low maintenance landscapes. **Full sun.** Mature Size: 3' x 3'



FEATHER REED

Karl Foerster

(*Calamagrostis acutiflora*)

Create a stunning vertical effect with feathery stalks that emerge reddish brown in spring and turn a rich golden color in fall. Blooms two to three weeks earlier than common feather reed grass. Thrives in wet soils, yet tolerates drier conditions. Stalks make great cut flowers. Sterile seeds do not produce unwanted seedlings. **Full sun.**

Mature Size: 3-4' x 2'



LITTLE BLUESTEM

Blue Heaven - (*Schizachyrium scoparium*)

Narrow, upright, grassy foliage makes a great vertical accent for a border, rock garden or container. Emerges blue, develops pink and burgundy hues in late summer, and turns a rich copper in fall. Slender stems rise up with purplish panicles. Tan seed heads persist into fall. Perfect for bird friendly landscapes. **Full sun.**

Mature Size: 3-4' x 2-3'



MAIDEN GRASS

Gold Bar—(*Miscanthus sinensis*)

Dense, dramatic gold stripes accent every leaf of this bright green ornamental grass from crown to tip. Burgundy plumes provide winter interest to the landscape. Valuable for adding texture to beds and borders. The compact, upright habit is outstanding in tall, slender containers. **Full sun.**

Mature Size: 4-5' x 2'



Maiden Grass—(*Miscanthus sinensis*)

Attractive clumping ornamental grass with fine-textured silver-green blades that turn golden bronze after first frost. Great specimen for shrub or perennial beds, or when used in groups as a screen. Lovely winter landscape interest. **Full sun.**

Mature Size: 4-5' x 2'

Grasses
cont. on pg. 33





Morning Light—(*Miscanthus sinensis*)

Dense clumps of slender, green blades with creamy white margins and midveins that create a shimmering silvery appearance. Adds visual excitement wherever used. Reddish inflorescences that persist through winter provide an interesting accent to bare winterscapes. Wonderful texture for beds and borders. **Full sun.**

Mature Size: 5' x 2-3'



PAMPAS

Hardy Pampas

(*Calamagrostis acutiflora*)

One of the loveliest ornamental grasses, superb as an architectural specimen or large accent. Foliage has a clumping habit; plant in groups to create a screen or windbreak. Long, showy, silvery white, silky plumes have gorgeous autumn coloring, persist into winter, and are superb in fresh or dried floral arrangements. **Full sun.**

Mature Size: 8-10' x 4-6'



PRAIRIE DROPSEED

Prairie Dropseed—(*Sporobolus heterolepis*)

A fine-textured, distinctive bunchgrass with leaves that curve gracefully outward forming large, round tufts. Delicate seed heads appear above the tuft in midsummer, rising to 2 ft. high. Fall color is tan-bronze. Prairie dropseed is a perennial. **Full sun.**

Mature Size: 2' x 2'



SWITCH GRASS

Shenandoah—(*Panicum virgatum*)

Prized for its unmatched foliage color, this handsome grass has fast growing green leaves that emerge with red tips in spring, darken through summer, and turn a rich burgundy in fall. Airy reddish pink flower heads top this upright clumping grass in summer. **Full sun.**

Mature Size: 4' x 2-3'



One question we get a lot is "When do I cut back my ornamental grass? Fall or spring?" The answer is, that's totally up to you. You can cut it back in the fall if it's too unruly for you or you can choose to wait until spring. Just be sure to cut it back! You'll want to cut it to about 6-8" off the ground. Grass that does not get cut will overcrowd itself and begin to thin out and die over time. Plus, it's not too aesthetically pleasing either as the previous year's growth begins to break off and leave a mess. With taller grasses, it is sometimes easier to tie together what you're cutting off for easier cleanup!





PRICING: All sizes may not be available in each variety

\$75 - \$95 - \$150

Note: Some fruits require a **pollinator** to produce fruit. While others self-pollinate, all fruit produces a higher yield when paired with another of the same species. **All fruits require full sun.** While it is possible for fruit to bear the first season, it is normal to take 2-5 years after planting for a first full yield. Happy Eating!

APPLE

Fuji



Delightfully crisp, juicy, sweet fruit of medium to large size. Ripens in mid-September to mid-October with an unusually long shelf life. **Pollinator required.** *Any other apple tree of another variety with the same bloom period will work.*

Mature Size: 15' x 15'

Gala

Medium-sized crisp, sweet, juicy fruit with has a golden yellow skin with a reddish orange blush. Will handle a considerable amount of summer heat. Ripens mid-August to early September. **Requires a pollinator.** *Any other apple tree with the same bloom period will work.*



Mature Size: 15' x 15'

Granny Smith



Considered the best pie apple in the world. Attractive bright green color which is retained long after harvest. Firm, sweet/tart apple that is good for eating, cooking and sauce. Ripens August to September. **Self-pollinating,** *but for higher yields, pair with another pollinator.*

Mature Size: 10' x 10'

Honeycrisp

Round yellow fruit with a red blush ripen in September and don't immediately drop when ripe, so you can take your time picking. These quick to fruit trees bear apples with a sweet tang and a solid crunch. **Self-pollinating,** *but increase your yield by pairing with another fruit.*



Mature Size: 10' x 10'

Semi-Dwarf Jonathan



Medium-sized deciduous tree produces late ripening (Sept.-Oct.) sweet, juicy red fruit. **Self-fruitful,** *but plant with another variety for a greater yield.* Pair with an earlier fruiting tree to enjoy fruit longer! Great for eating fresh, freezing or cooking and has a long shelf life.

Mature Size: 10' x 10'

McIntosh

Attractive red and green skin surrounding snow white flesh with a tangy, aromatic flavor. Ripens mid-September. A favorite apple for eating out of hand but also is widely used in salads, sauces, pies and cider. **Pollinator required.** *Any other apple with a similar bloom time will work.*

Mature Size: 12' x 12'

Apples cont. on pg. 35



Semi-Dwarf Red Delicious

This large, crisp and juicy apple has waxy red skin with pure white flesh with a distinctive, delicious flavor. Ripens from September to October, making an attractive Fall garden display. **Semi-self fertile**, meaning it will bear some fruit, but bears more heavily when pollinized.

Mature Size: 12' x 12'



APRICOT

Tilton



Heart shaped medium sized fruit with light orange skin. Juicy, tender, sweet-tart flavored golden flesh with a red blush. Ripens late June to early July. Leading variety for freezing, drying and canning, being one of the most flavorful of all apricots. **Self-pollinating**, but will yield a larger crop with a pollinator.

Mature Size: 12' x 12'

CHERRY

Bing

Bings top the list of cherries in terms of popularity and production. Large, heart-shaped cherries with a firm, meaty, purplish-red flesh and a semi-free stone that is easily removed—making them ideal for fresh eating and preserves. **Pollinator required**. Pollinates well with Stella Cherry trees.

Mature Size: 20' x 20'



Montmorency Pie



Most popular tart cherry for pies and preserves. Cold-hardy hybrid species that ripens early in the season. The medium-large bright red fruit has a firm yellow flesh; clear juice; and a rich, tart flavor that bakers and jam makers love. **Self-fertile**, but planting two or more trees will ensure the best crop.

Mature Size: 12' x 12'

North Star Pie

Plump, deliciously tart cherries. The fruit is perfect for juice or any number of dessert recipes, but delicious eaten fresh off the tree as well. The sturdy, vase-shaped tree is a beauty in the landscape. Ripens in mid-June to July. **Self-pollinating**, but pair with another for higher yield.

Mature Size: 10' x 10'



Stella



Large, plump bold red cherries with firm, sweet, dark red flesh. Great for a fresh snack or canning freezing and drying to enjoy later. Ripens mid-June. Acts as a great pollinizer for all other sweet cherries. **Self-pollinating**, will produce a higher yield when paired.

Mature Size: 12' x 12'

Fruit trees can sometimes need a little extra care to maximize harvest. Come see the Garden Store for recommendations on products and timing.



PEACH



Red Haven

Excellent freestone peach with red-blushed yellow skin and firm, sweet yellow flesh. Ideal for fresh eating, canning and freezing. Attractive accent tree, with dark pink buds that open to fragrant pink flowers in early spring. Foliage turns bright gold in fall. **Self-fertile**, but will produce better if planted near another peach variety.

Mature Size: 10' x 10'

Reliance

Medium sized fruit has red blush over yellow skin with firm, yellow flesh. It is prized for its beautiful late blooms that insure a bountiful harvest. This productive hardy peach ripens in late June. **Self pollinating**. Pair with another peach for a heavier harvest.

Mature Size: 10' x 10'



PEAR



Red Bartlett

Easy to grow and will reward its owner with beautiful blossoms in the spring, large and luscious fruit in late summer and a continuous crop. Considered the standard by which all other pears are measured and is a favorite for fresh eating, canning and preserves. **Partially self-fertile**, will yield a light crop, but needs a pollinator for full harvest.

Mature Size: 15' x 15'

Lucious

Medium to small bright yellow pear with a beautiful red blush. The fruit is very juicy, and deliciously sweet, similar to the Bartlett pear but with a more intense flavor. Fragrant white flowers in the spring. Fruit ripens early September. **Pollinator required**.

Mature Size: 12' x 12'



Red D'Anjou

Smooth, brilliant-red skin surrounds a soft, juicy flesh with a sweet, mild flavor in September. Great picked directly from the tree for use in various dishes. Excellent keeper. Flavor peaks about 2 months after harvest. Cold hardy and drought resistant with fragrant flowers in the spring. **Pollinator required**.

Mature Size: 12' x 12'

PLUM

Santa Rosa

Beautiful, large, red fruits with gold flesh. Bears sweet plums that are delicious when eaten fresh, cooked or canned. Ripens in mid-July through mid-August. **Self-pollinating**.

Mature Size: 15' x 15'

Plums cont. on pg. 37





Satsuma

Large plum with dark, solid red skin and flesh. The firm, juicy fruit has an excellent sweet flavor, great for fresh eating, cooking, canning, or preserves. The fruit ripens in late July into August. Santa Rosa plum makes an excellent pair for this plum. **Requires pollinator.**

Mature Size: 15' x 15'



Stanley

Oval-shaped fruit with deep purple skin and sweet golden flesh. Tastes great when picked fresh or when dried or canned. Ripens in early September. **Semi-self fertile**, meaning it will bear some fruit, but bears more heavily when pollinated.

Mature Size: 15' x 15'


BERRIES

BLUEBERRIES

need acidic and evenly moist soil with heavy mulch. Best planted with another variety for pollination. Best if planted in peat moss. Check with the Garden Store to see exactly how to amend your soils and care for your plants.

Bluecrop Blueberries

A great blueberry plant for colder climates. Produces big clusters of large, all-purpose berries — perfect in salads or pies, or served with cream. Developed in 1934, introduced in 1941. Cold-hardy. Ripens in July. **Self-pollinating. Mature size: 4-5' tall x 3-4' wide.**



Darrow Blueberries

Big and popular blueberries. Enjoy a bounty of delicious and sweetly robust fruit. This vigorous, attractive bush features pink-kissed flowers in spring and vibrant scarlet leaves in fall. Late season. Introduced in 1965. Ripens in August. **Self-pollinating. Mature size: 4-6' tall and wide.**

Pixwell Gooseberry

Sweeter than most gooseberries. Pear-shaped berries are green but turn pink when ripe. Table variety which can be eaten fresh or as an excellent dessert fruit. It is dessert quality and can be eaten fresh. Let them ripen to wine-red berries and use them for pies and jams. **Self-pollinating. Mature size: 4-5' tall x 3-4' wide.**

Poorman Gooseberry

Medium-sized pinkish berries have superb flavor. Delicious for fresh eating or for pies and jellies. Vigorous, bushy, almost thornless plants are very hardy and bear abundant fruit that ripen in July. **Self-pollinating. Mature size: 3-5' tall and wide.**



Strawberries

We always have a variety of June-bearing (produce one large yield a season) and Everbearing (produce throughout the season) strawberries available. See Garden Store for details.



BRAMBLES




Baby Cakes Blackberry

Baby Cakes™ is an exciting, new, thornless dwarf blackberry that presents a fireworks-like display of large, juicy berries in the summer! Its compact habit makes it perfect for patio pots. In most regions, this blackberry will produce twice in one season. Produces on second-year canes. **Mature size: 3-4' tall and wide.**

Chester Blackberry

Firm but not tart. It is the most productive plant of its kind that you can grow in the upper Midwest. Tolerates hot, dry weather. Productive canes yield berries perfect for fresh-eating, preserves, and baking. Summer-bearing floricanes. Late season. Ripens in July. **Self-pollinating. Mature size: 4-5' tall x 3-4' wide.**



Tripple Crown Blackberry

Productive plant yields berries that offer a tasty blend of sweetness and tartness. The fruit is borne uniformly, so it is easy to pick. Thornless semi-erect canes may need support under heavy fruit load. Summer-bearing floricanes. Late season. Heat-tolerant. Ripens in early August. **Self-pollinating. Mature size: 4-5' tall x 3-4' wide.**

Heritage Raspberry

Best fall crop selection! This ever-bearing vine produces a moderate summer crop, followed by an abundant fall harvest of sweet berries. Fruit will not fall deteriorate if picking is delayed a day or two, stays firm and juicy. Excellent flavor for eating fresh or in jams. Hardy canes self supporting, newer need support. **Self-fertile. Mature size: 5' tall x 5' wide.**



Raspberry Shortcake Raspberry

Revolutionary thornless raspberry. Perfect for children and adults, this carefree nutritious raspberry requires no staking or big garden spaces. Its compact nature and rounded growth habit thrives in both patio containers and landscapes. **Self-fertile. Mature size 2-3' tall and wide.**

GRAPE VINES

Aurora White

Early ripening and good winter hardiness, Aurora is a white to pink variety that is vigorous and ripens about a month before Concord, early August. Aurora is often used as a blending agent for wine and production, having an extremely floral taste. **Self-fertile. Will grow to size of support.**



Concord

Vigorous vine with bold-textured, deep green foliage. Grown for its medium-size clusters of edible, highly aromatic, blue-black grapes. Great productivity and flavor. Harvest late-August to September. Skin separates easily from the fruit. **Self-fertile. Will mature to 5-6' tall x 8-10' wide with proper support.**

GROUNDCOVER PRICING:

3.5" Pot...\$4 Quart...\$6 1 Gal....\$20

Note: Supply of groundcovers varies throughout the growing season. Contact the Garden Store for quantity and variety availability.

AJUGA: Forms a dense carpet of shiny foliage with flowers in the spring. Each plant usually matures to **4-6" tall and 24" wide**. A wide variety of colors foliage/flower combinations available. **Shade to part sun.**

GALLIUM (Sweet Woodruff): Sweet-smelling white flowers on bright green star shaped foliage. Quick spreading in moist, shady areas. Matures to **6-12" tall, 18-24" spread**. **Full to part shade.**

HONEYSUCKLE: Good, hardy, tall groundcover. Purple or green foliage, highly fragrant blooms mid-spring. Takes a hard pruning early spring. Matures to **12-24" tall, 10-20' spread**, will climb with support. **Full to part sun.**

IVY: Very hardy evergreen, variety of green or variegated shiny foliage. **18-24" horizontal spread**, will climb with support. **Sun or shade.**

LIRIOPE, BIG BLUE: Dark green grass-like groundcover. Small lavender flowers on 12-18" spikes in late summer. Mow or cut off early spring. Matures to **12" tall, 18" spread**. **Full sun to shade.**

LIRIOPE, VARIEGATED: Grass-like yellow/green groundcover, stays in a more compact "clump" than Big Blue. Small lavender flowers on 12-18" spikes in late summer. Matures to **12" tall x 18" wide**. **Full sun to shade.**

MONEYWART/GOLDEN CREEPING JENNY: Charming low mat of butter yellow leaves, bearing bright golden yellow flowers from late spring into summer. Excellent cascading over walls. Matures to **2-4" tall x 12-18" wide**. **Full sun.**

PLUMBAGO: Rapidly spreading groundcover with dainty, bronzy-green foliage and electric blue flowers late in the summer. Beautiful red-orange foliage in the fall. Matures to **8-10" tall and approx. 24" wide**. **Full sun to part shade.**

PURPLE LEAF WINTERCREEPER EUONYMUS: Dark green foliage turning purple in the fall, semi-evergreen. Will climb with support, reaches a mature size of **12-18" tall x 1-3' wide** standing on its own. **Full sun to part shade.**

SEDUM: Large variety of foliage/flower combinations available. Loves hot, dry spaces. Perfect for poor soil/rock areas. Some varieties we carry are Angelina, Kam, Voodoo and Weihenstephaener Gold. Reaches a mature height of **3-5" tall x 12" wide**. **Full sun.**

VINCA MINOR: Very hardy evergreen with delicate looking shiny green foliage with star shaped purple or blue flowers in early spring. Mature size **2-4" tall x 18" wide**. **Part sun to shade.**

See our groundcover planting guide to determine the amount of plant material needed to cover your desired area on page 52

Prices and availability of plants and hard goods listed in this catalog are subject to change.


PERENNIAL PRICING:
3.5" Pot...\$4 Quart...\$6 1 Gal...\$20 2/3 Gal...\$40

Note: Supply of perennials varies throughout the growing season. Contact the Garden Store for quantity and variety availability.

DAYLILIES

(*Hermerocallis*)


Hermerocallis, means "beauty for a day", and most daylily flowers open in the morning and die by nightfall. However, each flower stem (also called a scape) typically has at least a dozen flower buds, so the plant stays in bloom for several weeks. As the stems become spent and the foliage begins to tire, these can be removed throughout the season to keep your plants looking fresh. Day-lilies come in numerous varieties, colors and sizes and thrive in **full sun**. Listed below are some popular rebloomers for our area. Check with the Garden Store for availability.



Happy Returns: Early bloomer, rebloomer, 18" tall



Pardon Me: Midseason bloomer, rebloomer, 18" tall.



Stella: Midseason bloomer, rebloomer, 18" tall

HOSTA

Hostas are the premier perennials for shade. They thrive in almost all degrees of shade. A few varieties can tolerate some morning sun. Beware of information touting about a sun-loving hosta. In the extreme conditions of our summers, they will burn. They thrive on **shade**, well-draining, loamy soil and ample water.

Primarily grown for their foliage, hostas do flower at different times throughout the summer, according to variety. Flower color varies from pure white to pale lavender to medium purple.

Listed below are a few of the varieties we carry. Check with the Garden Store for current varieties and availability.

BIG DADDY: Slug resistant, heavily cupped blue-green foliage with intense corrugation. Mature size: 25" x 50"

BLUE MOUSE EARS: Small, cupped blue-green foliage, thick with pale purple flowers in July. Mature size: 8" x 20"



FIRE AND ICE: White centered leaves with a wide streaky dark-green margin. Pale lavender flowers appear mid-summer. **Mature size: 15" x 22"**

GREAT EXPECTATIONS: Bright textured leaves have a yellow center edged with sea green markings and have white flowers in summer. Slow grower, but well worth the wait. Slug resistant. **Mature size: 24" x 24"**

PATRIOT: Forest green leaves with pure white margins. Lavender flowers in August. **Mature size: 18" x 30"**

SUM AND SUBSTANCE: Slug resistant. Immense leathery leaves of chartreuse that become gold as summer approaches. Lavender flower blooming in summer. **Mature size: 31" x 50"**

PERENNIALS—GENERAL

The following is just a sample of some of the varieties of perennials we carry throughout the growing season. Most come in a variety of colors. Come to the Garden Store and browse our selections to see what's blooming!



Top Picks for Pollinators!



ACHILLEA (Yarrow): Prefers heat and dry soil. Summer bloomer. 24-36" tall and wide. Full sun.

AGASTACHE (Hyssop): Drought and heat tolerant. Blooms June until frost. Mulch in winter. 18-24" tall. Full sun.

ACLEA (Hollyhock): Biennial, good for the back of a border, slender and tall. Blooms mid to late summer. 24-36" tall. Full sun.

AQUILEGIA (Columbine): Graceful blooms spring to mid summer. Foliage turns red in the fall. 18" tall and wide. *Shade.*

ASCLEPIAS (Butterfly Weed): Extraordinary tall, glossy leaves with orange flowers mid to late summer. 36-54" tall. Full sun.

BAPTISIA (False Indigo): Sweet pea-like flowers bloom May to June. Interesting seed pods in the fall. Likes well-drained soil and is native to Kansas. 24-36" tall. Full sun.

CAMPANULA (Bellflower): Bell-like flowers beginning mid summer, works as an upright flower or tall groundcover. 12-18" tall. *Part Shade.*

DELPHINIUM (Larkspur): Tall spikes of colorful, fragrant flowers bloom early summer and rebloom sporadically through the growing season. 18" tall. Full sun.

ECHINACEA (Coneflower): Native flower, large center cone with radiating petals mid to late summer. Drought tolerant. Birds like the seeds in late fall. 12-18" tall. Full sun.

GALLARDIA: Brightly colored yellow to red flowers on low mounding plants. Loves hot, dry weather. Blooms mid through late summer. 15" tall. Full sun.

GYPSOPHILIA (Baby's Breath): Double white flowers blooming on airy stems mid through late summer. Long lasting blooms in the garden or in floral arrangements. 18-24" tall. Full sun.

LEUCANTHEUMUM (Shasta Daisy): Large, daisy-like flowers mid through late summer. Make great cut flowers. 36-42" tall. Full sun.



Pollinator Picks cont. from pg. 41

MONARDA (Bee Balm): Aromatic foliage and round flowers mid through late summer. Deadhead to encourage late blooming. Likes moist soil. 18-24" tall. Full sun.

NEPETA (Catmint): Violet flowers on spikes with aromatic gray/green foliage. Blooms all summer. Large and small varieties, 30-36" or 12-18" tall.

PENSTEMON: Tall, tubular flower spikes up from thick, glossy, green or purple foliage. 12-24" to flower tops, leaves 6-8" tall. Full sun to part shade.

PEROVSKIA (Russian Sage): Woody perennial with spires of lavender-blue flowers. Blooms late summer to fall. 24-48" tall. Full sun.

SALVIA (Meadow Sage): Intensely purple flower spikes bloom all summer long. Deadhead to encourage thicker rebloom. Likes hot, dry climate. 18-24" tall. Full sun.

SOLIDAGO (Goldenrod): Sprays of yellow flowers in late summer. Native plant. 24-36" tall. Full sun.

PERENNIALS—SHADE

ASTILBE: Arching branches of beautiful, soft, conical blooms in early spring off of soft, feather-like foliage. 18" tall. Shade.

BERGENIA: Cabbage-looking foliage turns a brilliant red in the fall. Red flowers bloom April to May. Works as a ground cover. 10-12" tall. Shade.

BRUNNERA (False Forget-Me-Not): Silvery foliage with iridescent blue flowers in spring. Likes consistently moist soil. Part shade to shade.

DECENTRA (Bleeding Heart): Heart-shaped blooms on light, airy foliage early in the spring. Many varieties available. 18-36" tall. Part shade.

DIGITALIS (Fox Glove): Tall spikes of white, cream, lavender or pink flowers. Biennial. 36" tall. Part shade.

EUPATORIUM (Joe Pye Weed): Mauve colored airy flowers late summer to fall. Likes moisture. Varieties with green or 'chocolate' colored foliage. 36-54" tall. Part shade.

HELLEBOROUS (Lenten Rose): Beautiful, soft colored flowers bloom February to March on evergreen foliage. 12" tall. Part shade.

HEUCHERA (Coral Bells): Dainty, bell-shaped flowers peek out of their intriguingly colored foliage in late spring. Colors available in purple, black, orange and chartreuse, depending on variety. 18" tall. Shade.

LAMIUM: Soft looking variegated, heart-shaped leaves with pink, purple or white flowers from late spring to fall. 8-12" tall, 18-24" spread. Shade.

PULMONARIA (Lungwort): Beautiful green leaves with silver spots. Iridescent blue/pink flowers in late spring. 8-12" tall, 18-24" spread. Shade.





PERENNIALS—SUN

ARTEMISIA (Wormwood): Brilliant silvery-green feather-like foliage. Drought tolerant once established. Beautiful accent plant. Varieties range from 8" to 36" tall. Full sun.

ASTER: Daisy-like flowers in fall. Pinch plants back until July to keep them in tact and encourage full blooming. 18" tall. Full sun.

COREOPSIS (Tickseed): Bright yellow, red or pink daisy like flowers that bloom spring til fall. 12-18" tall. Full sun.

DELOSPERMA (Ice Plant): Mats of succulent foliage that bloom almost neon bright tiny daisy like flowers. Likes it hot and dry. Easy to grow. 2-4" tall. Full sun.

DIANTHUS (Pinks): Fragrant tiny carnation-like flowers w/silver gray foliage. Must have well-drained soil. 8-12" tall. Full sun.

EUPHORBIA (Spurge): Outstanding foliage colors. Fast growing and compact. Can be evergreen. Use in the perennial bed or containers. 18-36" tall, depending on variety. Full sun.

GERANIUM (Hardy Geranium): Blue, pink, purple or white flowers bloom most of the summer on lush foliage that adds texture. 12-18" tall. Full sun to part shade.

HIBISCUS (Hardy Hibiscus): Huge, showy flowers that definitely attract attention. Blooms a good part of the season. 36-54" tall. Full sun.

KNIPHOFIA (Red Hot Poker): Bright red to orange flower spikes with yucca like foliage. Prefers a hot and dry climate.

LIATRIS (Gayfeather): Native to Kansas. Spikes of soft, fuzzy purple flowers mid summer. Sometimes called Blazing Star. 12-18" tall. Full sun.

PAEONIA (Peony): Large, fragrant flowers usually blooming in May. Wide range of varieties and colors and heights. Taller plants may need supports. Usually 36-48" tall. Full sun.

PAPAVER (Poppy): Brilliantly colored cupped flowers in the spring. Plant goes dormant for the year after flowering. 30" tall. Full sun.

PHLOX (Tall Garden Phlox): Explosion of fragrant flowers atop a tall, slender stem with dark green spiked foliage. 24-48" tall depending on variety. Full sun.

SCABIOSA (Pin Cushion Flower): Delicate blue or pink cushion flowers above neat mounds of foliage. Blooms all summer. 18" tall. Full sun.

SEMPERVIVUM (Hen and Chicks): Evergreen succulents with fleshy rosette leaves. Likes hot, dry conditions. 2-3" tall. Full sun.

STACHYS (Lamb's Ear): Silver, velvety leaves that can be used as a contrast plant or ground-cover. Blooms either pink or white early summer. 6" to 3' tall depending on variety. Full sun.

TRADESCANTIA (Spiderwort): 'Sweet Kate' has chartreuse foliage with blue flowers; 'Concord Grape' has dark green foliage with purple flowers. Blooms in the summer, but more profusely in cooler temperature. Prefers a moist site. 12-18" tall. Full sun to part shade.

VERONICA (Speedwell): Spikes of blue, pink, purple or white flowers through the summer on lush, green foliage. 18-20" tall. Full sun to part shade.





CLEMATIS



CLEMATIS

PRICING:

1 gal...\$25

2 gal...\$40

Clematis, sometimes referred to as “queen of the climbers” make a bright, beautiful, soft touch to any landscape. They can be trained to grow up just about anywhere, but love trellises. The following are the three different types of clematis available, categorized by their bloom time, but each come in a wide variety of colors. Check with the Garden Store to see what’s available.

GROUP 1: Minimal Pruning

Produces flowers on previous season’s growth. Pruning for this group consists of removing all dead and weak stems after flowering. Tie all the stems into position immediately after pruning for strength. A well-established plant should not require any pruning. The group consists of the evergreen species alpine, macropetala and montana.

GROUP 2: Moderate Pruning

This includes the early, large flowering varieties such as the double, semi-double and mid-season clematis. They produce flowers on old or previous season’s stems. Pruning this group should be done in April or early May. Remove all dead and weak stems, then simply trim the remaining stems enough to keep it under control. All remaining stems need to be tied to give space for new growth.

GROUP 3: Hard Pruning

This group bears their flowers on new growth each year and, in most cases, each stem produces several flowers. The old or previous season’s growth dies back naturally each winter. Therefore, all old growth must be removed to allow for new growth. Prune this group in late April or early May, depending on the weather. Pruning consist of removing all old top growth down to about 12-18” above ground level.

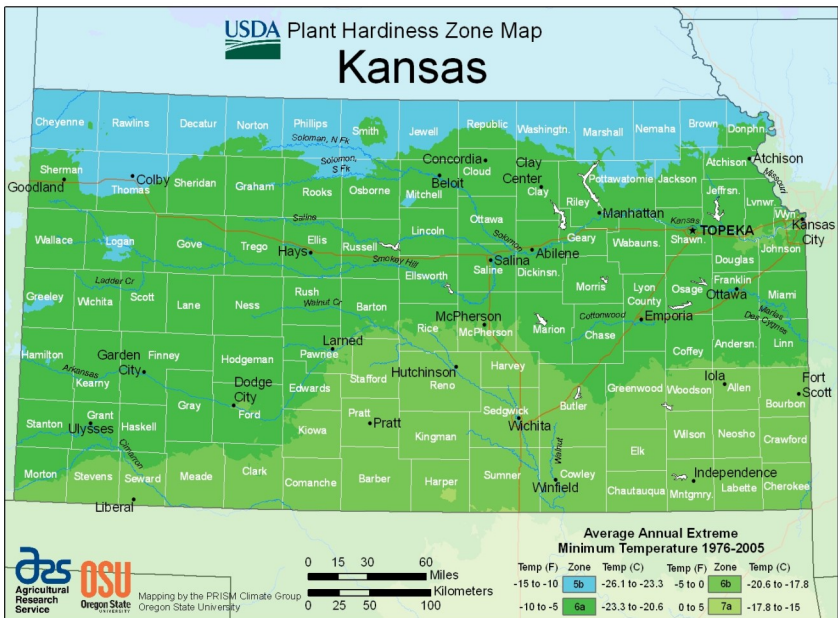
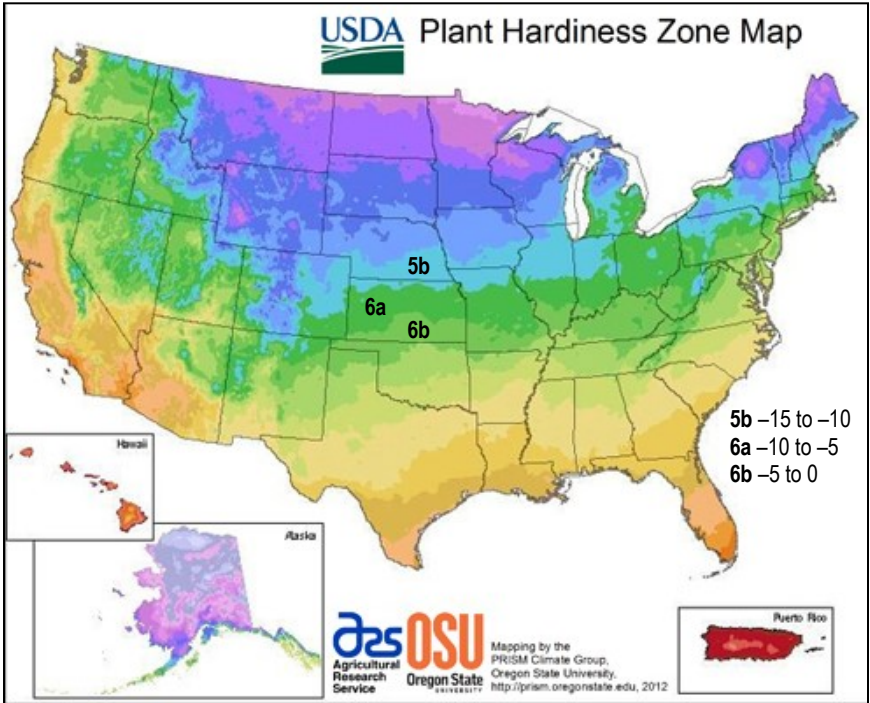
Newly Planted Clematis

Regardless of flowering habits, all clematis should be pruned hard, to 12-18” from the ground the first spring after planting. This helps encourage a sturdier, more heavily branched base, making the vine more durable. It is also a good idea to mulch around the base of your clematis in the fall, removing the mulch when pruning in April or May.

OTHER VINES

CLIMBING HONEYSUCKLE: Tall climbers with tubular flowers. Great for humming-birds and highly fragrant. Blooms through summer. Matures to 10-20’ tall, wide. Full sun.

TRUMPET VINE: Bright red-orange 4” flowers on rapidly growing vines. Requires support or trellis. Matures to 10-40’ tall, wide. Full sun.





FERTILIZER

5 Step Lawn Program Fertilizers

All Season Lawn Food w/Barricade	16-0-8	5,000 sq. ft./20 lb.	\$26.99
		10,000 sq. ft./40 lb.	\$49.99
Green Maker	18-0-6	7,500 sq. ft./30 lb.	\$29.99
Lawn Food Plus Iron	24-0-4	5,000 sq. ft./20 lb.	\$23.99
		10,000 sq. ft./40 lb.	\$41.99
Weed Out w/Lawn Food	25-0-4	5,000 sq. ft./20 lb.	\$26.99
		10,000 sq. ft./40 lb.	\$45.99
Weed Out (no fertilizer)		5,000 sq. ft./10 lb.	\$16.99
Winterizer	25-0-6	5,000 sq. ft./20 lb.	\$22.99
		10,000 sq. ft./40 lb.	\$41.99

Corn Gluten	9-0-0	2,000 sq. ft./40 lb.	\$41.99
Gardener's Special	11-15-1	4 lb.	\$8.99
		15 lb.	\$22.99
Tree & Shrub Food	19-8-10	4 lb.	\$8.99
		20 lb.	\$28.99

GRANULAR CHEMICALS

F-Stop Lawn Fungicide		2,000 sq. ft./8 lb.	\$21.99
		5,000 sq. ft./40 lb.	\$47.99
Grub Free Zone III (.5% active ingredient)	25,500 sq. ft./30 lb.		\$74.99
Grub Free Zone II (.2% active ingredient)	5,000 sq. ft./15 lb.		\$26.99
Bayer 24 Hour Grub Killer		5,000 sq. ft./10 lb.	\$25.99
		10,000 sq. ft./20 lb.	\$46.99
Turf Ranger w/Deltamethrin		5,000 sq. ft./10 lb.	\$14.99
		10,000 sq. ft./20 lb.	\$26.99
HiYield Herbicide w/Treflan	2,500 sq. ft./15 lb.		\$24.99
Weed & Grass Stopper w/dimension		5,000 sq. ft./12 lb.	\$16.99
		15,000 sq. ft./30 lb.	\$42.99

Prices and availability of plants and hard goods listed in this catalog are subject to change.



SOIL AMENDMENTS

Bone Meal	#4 bag	\$8.99	
	#20 bag	\$28.99	
Compost, Cotton Burr	2 cu. ft. bag	\$7.50	\$7.00 (6+bags)
	Full Pallet (55 bags)	\$343.75	
Cow Manure	1 cu. ft. bag	\$6.75	
Dolomitic Limestone	#40 bag	\$11.99	
Garden Soil Builder	#40 bag	\$9.99	
Nat. Grd. Organic Garden Soil	2 cu. ft. bag	\$12.99	65 bags/pallet
High-Calcium Limestone	#40 bag	\$11.99	
Peat Moss	3 cu. ft. bale	\$19.99	
	2 cu. ft. bale	\$13.99	
	1 cu. ft. bale	\$7.99	
Pelletized Gypsum	#40 bag	\$17.99	
Perlite	4 cu. ft. bag	\$28.99	
Sulfur	#50 bag	\$29.99	
Topsoil	1 cu. ft. bag	\$4.99	
Tree & Shrub Planting Mix	#40 bag	\$7.95	
Vermiculite	4 cu. ft. bag	\$39.99	
Worm Castings	#1	\$1.50	

POTTING SOIL

Fertilo-me Ultimate	25 qt. bag	\$9.99
	50 qt. bag	\$14.99
	3 cu. ft. bag	\$22.99

DO-IT-YOURSELF LAWN PROGRAM



Feb 15-Apr 15



May 12-June 15



Aug 15-Sept 15



Mid October



Nov. 15—Dec.

Save 15% when you purchase multiple steps!



BULK AGGREGATES

Bark Mulch Dark Brown Dyed or Natural Brown Shredded.....	\$60.00 cu. yd.	Level bed 1/2 ton pickup
Top Soil.....	\$60.00 cu. yd.	3,300 lbs.
Crushed Limestone..... (Crushed/AB3, Screenings & 1/4" Chips)	\$75.00 cu. yd.	3,200 lbs.
Colorado Cobble 1 1/2-2".....	\$205.00 cu. yd.	3,000 lbs.
4-8".....	\$215.00 cu. yd.	3,000 lbs.
River Rock 1 1/4" Deco gravel.....	\$95.00 cu. yd.	2,500 lbs.
2" Deco gravel.....	\$95.00 cu. yd.	2,500 lbs.

BY THE BUCKET

Oak Creek Cobble	\$10
River Rock	\$5
Crushed Limestone	\$5
Mulch/Top Soil	\$5

Delivery Available

Within Manhattan city limits \$45
 Beyond Tuttle Creek Blvd, JC, Riley \$85
 Wamego, Clay Center \$125
**Delivery rates may vary*

BAGGED AGGREGATES

Bark Chips	3 cu. ft. bag	\$10.99	
Brown Dyed Mulch	2 cu. ft. bag	\$5.99	
Cedar Bark Mulch	3 cu. ft. bag	\$9.25	\$8.25 (6+bags)
Cypress Mulch	3 cu. ft. bag	\$6.75	\$6.25 (6+bags)
	Full Pallet (55 bags)	\$343.75	
Enriched Mulch	3 cu. ft. bag	\$5.99	
Red Mulch	2 cu. ft. bag	\$6.00	

EROSION CONTROL/FILTREXX

12" Siltsoxx	1,000 ft. or more	\$2.75/ft.
8"	500 to 1,000 ft.	\$3.00/ft.
	Up to 500 ft.	\$3.25/ft.
9" Siltsoxx on pallet	20 ft. pieces	\$65.00
	85 ft. pieces	\$276.25
Rock Filled	2 ft. pieces	\$12.00



Direct Questions About Filtrex to Tim Sharp





STEPPING STONES & PAVERS

BELGARD

- Bergerac (3 piece)*
Brittany Beige (112 sq. ft./pallet, 10 rows).....\$7.00 sq. ft.
- Dublin Cobble (3 piece)*
Fossil Beige (128 sq. ft./pallet, 11 rows).....\$5.15 sq. ft.
- Urbana (3 piece)*
Gascony Tan (93 sq. ft./pallet, 9 rows).....\$7.50 sq. ft.
- Mega Arbel (flagstone look)
(78 sq. ft./pallet, 54 pieces).....\$9.00 sq. ft.

*Bergerac, Dublin Cobble and Urbana pavers are available in 3 sizes, but may only be sold by the row or pallet.

Specialty color pricing may vary from listed material.

UNILOCK

- Beacon Hill (104 sq. ft./pallet).....\$8.50 sq. ft.
- Copthorne (90 sq. ft./pallet).....\$14.25 sq. ft.
- Rich Cliff (91 sq. ft./pallet).....\$14.75 sq. ft.
- Town Hall (89 sq. ft./pallet).....\$19.50 sq. ft.
- Umbriano (95 sq. ft./pallet).....\$14.50 sq. ft.

Polymeric Sand (HP) \$47.00/bag

WALL BUILDING MATERIALS

Versa-Lok

- Available in Tan, Smokey Hill Tan or Flint Tan
- Retaining Wall Block (6"x16" face, 2-3 sq. ft., #82).....\$8.00 ea.
- Retaining Wall Cap (3.5"x12-13" top).....\$8.00 ea.

Weathered Versa-Lok

- Retaining Wall Block (6"x16" face, #82)..... \$11.75 ea.
- Retaining Wall Cobble.....\$7.50 ea.
- Retaining Wall Accent.....\$7.00 ea.
- Retaining Wall Cap (3.5"x12-13" top).....\$11.75 ea.

Mosaic pattern =

(1) Block, (1) Cobble and (2) Accent =1.66 sq. ft. face

Specialty color pricing may vary

Tumbled Limestone

- 3.5" Block, comes in variable length.....\$6.50 ea.
Full Pallet approx. 78 blocks/approx. 30 face feet.....\$500
- 5" Block, comes in variable length.....\$9.50 ea.
Full Pallet approx. 50 blocks/approx. 30 face feet.....\$475

- Strata Grid 200 'Geo Grid': (Soil stabilization for taller walls)
6' x 300' roll.....\$790.00 (.44/sq. ft.)





MISC. HARD GOODS/SEED SUPPLIES

Wood Tree Stakes 2"x2"x6' wood stake, hose, wire.....\$6.00	Prairie Hay (year round).....\$12.00/bale
Pond Liner (6' roll).....\$27.99/linear ft.	DeWitt Tack Sack Straw bale (covers 500 sq. ft.).....\$17.99
Steel Edging.....\$55.00/20' strip	DeWitt Straw Guard 4'x50' roll (covers 200 sq. ft.).....\$34.99
GCI Weed Barrier Fabric (6' roll)...\$1.25/linear ft. 6'x300' roll.....\$350.00/roll	NAGS 150 Woven Straw Matt 8'x112'.....\$65.00
Dewitt Weed Barrier (3'x50' roll).....\$36.99/roll	
GCI Bulk Stakes (500/box)...\$65/box \$.15/stake	

GRASS - prices are subject to change

Fescue Sod**

4' x 18" strip (approx. 1 sq. yd.) sold as a roll.....\$4.50 ea.

**Sod must be placed as an order ahead of time

SEED

	#1	#50 bag
Gard'n-Wise Premium Turf Type Tall Fescue Blend.....	\$3.50	\$109.00
Deluxe Fescue Shade Blend.....	\$4.99	\$200.00
Common Bluegrass Blend.....	\$4.99	\$240.00
Premium Bluegrass Blend.....	\$5.99	N/A
Perennial Rye Grass Blend.....	\$2.99	\$135.00
Annual Rye Grass Blend.....	\$1.99	
Buffalo Grass.....		\$17.99

SEEDING RECOMMENDATIONS

Cool Season Grasses—Apr, Sept-Oct Recommended Planting Time

Gard'n'Wise Premium Turf Type Tall Fescue Blend

or Deluxe Fescue Shade Blend

Bare Ground 5-7 lbs./1,000 sq. ft. or Overseeding 3-5 lbs./1,000 sq. ft.

Common Bluegrass Blend

or Premium Bluegrass Blend

Bare Ground 2-3 lbs./1,000 sq. ft. or Overseeding 1-2 lbs./1,000 sq. ft.

Perennial Rye Grass Blend

Bare Ground 2-3 lbs./1,000 sq. ft. or Overseeding 1-2 lbs./1,000 sq. ft.

Annual Rye Grass Blend

Bare Ground 2-3 lbs./1,000 sq. ft. or Overseeding 1-2 lbs./1,000 sq. ft.

Warm Season Grass—Late May or June recommended planting time

Buffalo Grass

Bare Ground 2-3 lbs./1,000 sq. ft. or Overseeding 1-2 lbs./1,000 sq. ft.



IRRIGATION

Sprinkler heads

Weathermatic Spray Head Max 4	\$ 5.15
Hunter Spray Head Pros04	\$3.10
Weathermatic Rotor T3	\$25.00
Hunter rotor I-20	\$25.00
Rainbird 3504PC Rotor	\$19.50

Nozzles

Plastic Nozzles	\$2.80
-----------------	--------

Valve Boxes

6" Round	\$12.75
10" Round	\$42.50
3" ext. for 10" Round	\$11.50
12" Standard	\$58.00
3" ext. for 12" Standard	\$16.50

Pipe - price per foot

Blue Poly	\$ 0.38
Drip Pipe	\$0.62
Funny Pipe	\$0.90
1" PVC Class 200	\$0.40
1 1/4" PVC Class 200	\$0.64
1 1/2" PVC Class 200	\$0.84
2" PVC Class 200	\$1.22

Poly Parts

Poly Combo Elbow 1" x 1/2"	\$1.92
Poly Combo Elbow 1" x 3/4"	\$2.22
Poly Coupling 1"	\$1.00
Poly Tee 1"	\$2.26
Poly Male Adapter 1"	\$1.00
1" Poly Pinch Clamp	\$0.30
Stretch Coupling 1"	\$14.22

Risers and Extensions

1/2" riser	\$1.60
3/4" riser	\$3.20
1/2" riser extension	\$0.62
3/4" riser extension	\$2.10

Wire Connectors

SK14-12 Small Black Tube	\$1.75
3M DBYR Large Clear Tube & wirenuts	\$3.50

Sensors

Irritrol Wireless Rain/Freeze	\$168.00
-------------------------------	----------

Electric Valves

1" Weathermatic Valve	\$29.50
1" Hunter Valve	\$26.25
Weathermatic Solenoid	\$25.50
Hunter Solenoid	\$15.04

Controllers

Weathermatic PL 1604	\$204.50
Weathermatic SL 1604	\$225.00
4 Station Module	\$83.00

Saddles

1" x 1/2" Poly Saddle	\$ 4.00
1" x 1/2" PVC Saddle	\$3.25

Miscellaneous

Auto Drain	\$ 5.44
Funny Pipe Elbow 1/2"	\$ 0.28
Funny Pipe Elbow 3/4"	\$ 0.34
1/2" Funny Pipe Pinch Clamp	\$ 0.22

*Prices and availability of plants
and hard goods listed in
this catalog are subject to change.*



PLANTING GROUNDCOVER

Space Between Plants	Area per 100 Plants	No. of plants per sq. ft.
4"	11 sq. ft.	9.0
6"	25 sq. ft.	4.0
8"	44 sq. ft.	2.25
10"	70 sq. ft.	1.45
12"	100 sq. ft.	1.0
15"	156 sq. ft.	1 per 1.56 sq. ft.

AGREGATE/SOIL COVERAGE

BULK COVERAGE

1 Cubic Yard

- Covers 1,296 sq. ft. 1/4" Deep
- Covers 648 sq. ft. 1/2" Deep
- Covers 324 sq. ft. 1" Deep
- Covers 162 sq. ft. 2" Deep
- Covers 108 sq. ft. 3" Deep

BAGGED MATERIAL

3 Cubic Foot Bag

- Covers 72 sq. ft. 1/2" Deep
- Covers 36 sq. ft. 1" Deep
- Covers 18 sq. ft. 2" Deep
- Covers 12 sq. ft. 3" Deep

2 Cubic Foot Bag

- Covers 48 sq. ft. 1/2" Deep
- Covers 24 sq. ft. 1" Deep
- Covers 12 sq. ft. 2" Deep
- Covers 8 SqFt. 3" Deep

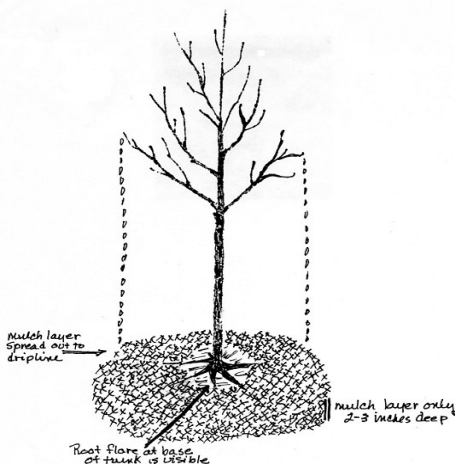
1 Cubic Foot Bag

- Covers 24 sq. ft. 1/2" Deep
- Covers 12 sq. ft. 1" Deep
- Covers 6 sq. ft. 2" Deep
- Covers 3 sq. ft. 3" Deep

FORMULAS

To Determine Coverage
 $(\text{Sq. Ft.}) \times .25 = \text{Cu Yds } 3'' \text{ Deep}$
 27
 $(\text{Sq. Ft.}) \times .17 = \text{Cu Yds } 2'' \text{ Deep}$
 27

1 Cu Yd = 27 Cu Ft



BENEFITS OF MULCHING

- **Provides insulation layer**
- **Conserves soil moisture**
- **Improves soil's physical structure and fertility**
- **Prevents erosion**
- **Reduces root competition**



Best Planting Practices

Container Plants: Dig the hole about 6-8 inches wider, and as deep as the root ball. Remove your plant from the container and cut vertically along the root ball. This will help the roots realize they are out of the container and can begin spreading out.

Place your plant in the hole, be sure the root ball is even with or slightly above ground level. Planting too deep can cause the roots to drown. See that you have the plant facing the direction you want. Now you can begin to back fill with $\frac{1}{2}$ soil amendment* and $\frac{1}{2}$ soil from the hole. You want to water as you're back filling, "stirring" the soil mix and water as you go. This will help prevent any air pockets and help secure your plant in place by settling the soil. Apply root stimulator.

Ball & Burlap Trees: Dig the hole 2 times wider than the diameter of the root ball with sloping sides to allow for proper root growth. Dig deep enough so the trunk flare sits slightly above ground level with most of the roots to be buried 1-2 inches beneath the soil. It's always better to plant slightly too high than too deep. See that you have your tree facing the direction you want. Now you can begin to back fill with $\frac{1}{2}$ soil amendment* and $\frac{1}{2}$ soil from the hole. Water as you are back filling, "stirring" the soil mix and water as you go. This will help prevent any air pockets and help secure your tree in place by settling the soil. Apply root stimulator.

Mulch & Stake: You will want to mulch around your trees, 2 to 3 inches deep, leaving 1 to 2 inches clearance between the trunk and the mulch, in a 3 foot radius around the tree. This will protect it from weeds and equipment. Stake your tree to stabilize it and let the tender roots really dig and grow in to the ground.

**We recommend Back to Earth Cotton Burr Compost or Soil Mender Tree & Shrub Planting Mix*

Caring for your new plants

After initial watering, check your plants for water every day to every other day for the first few weeks, watering when necessary. A slow, deep soak to the soil is best.

Not enough water is harmful to your plant, but too much can do damage as well. The best way to judge is by feel. You want the soil to feel damp, but not soggy, 2 inches below soil level. Using a root stimulator every 2 to 3 weeks during the first two growing seasons is highly recommended as well.

These are just some basic tips on how to care for your new landscape additions. Don't hesitate to call us with any questions or concerns. *We'd love to assist you in ensuring the health of your investment!*



Blueville
Nursery, Inc.
Complete Landscape Service

We value our customers and strive to provide you with the highest quality plant material available in the area and our hardy woody plants nearly always thrive. In the case that your landscape addition should fail during the first year, our warranties are as follows:

Tree & Shrub Warranty

Effective 8/31/18

Cash & Carry We offer a *One Time* credit for 1/2 the purchase price for any trees or shrubs that do not survive the first year. This warranty is valid for up to *One Year* after purchase.

Planted Material Trees and shrubs planted by Blueville Nursery, which fail to survive the first year, will be credited *One Time* the Full Purchase price. *The warranty Does Not include planting labor or loss due to neglect. Please review full warranty information attached to your receipt at time of purchase.*





The Blueville Story

Blueville Nursery was established in 1933 by Marlin and Gladys Scott on Blueline Road in Manhattan, Kansas. They operated it until 1962 when Darrell and Dorothy Westervelt purchased the nursery. Blueville Nursery moved to its current location in 1969 which was, at that time, their growing field established in 1963. A small Garden Store was then started opening in the spring of 1970.

The nursery was incorporated in 1972 so that other employees could acquire part of the company's ownership. Blueville currently has 18 stockholders including Keith Westervelt. Keith was elected President and CEO in December 1998 and has retained a little over 50% ownership of the corporation.

The Nursery contains about 45 acres of which about 30 are devoted to growing trees, evergreens, shrubs, and sod. Growing is done primarily for our landscaping and retail sales with surplus plants being marketed wholesale. The nursery also buys plants to re-wholesale to other nurseries and landscapers.

A new operations shop with landscape office was built in 1991 and a new Garden Store was built in 1992. Recent improvements include a new 125' x 80' warehouse which includes an enclosed and climate controlled pesticide storage and handling area. Also a 40' x 80' machinery storage/warehouse, a 50' x 95' warehouse, and many bulk landscape material bins.

The Blueville staff consists of long-time, year-round staff and many part-time and temporary employees. Blueville promotes a family-like atmosphere creating many long-standing employees. In 2011 the Nursery purchased over 136 thousand hours of labor which is equal to about 77 full time employees. Part-time employees, mostly KSU students, provide many of these hours. During the busy spring and fall seasons there will be over 100 employees on payroll. Younger employees are constantly being recruited to maintain vigor and add new ideas.

Blueville considers its retail trade territory to be about a 100-mile radius from Manhattan with most landscape work done in Manhattan, Junction City, Clay Center, and Wamego.

For management and record keeping the business is divided into 6 areas: Garden Store, Irrigation, Landscape, Maintenance, Nursery (growing), and Administration. Since purchasing the nursery in 1962 Blueville Nursery has never had an unprofitable year. Blueville Nursery is the largest nursery in Kansas outside of the large metro areas (Wichita and Kansas City). Our company continues to improve our facilities and equipment and add new services and merchandise.

With over 50 years of experience, Blueville prides itself on our trained professionals, progressive knowledge, quality of work, and our deep roots in the Manhattan and surrounding areas.



*“We’re not really in the plant business,
we’re in the people business.”*

-Darrell Westervelt

Founder, Blueville Nursery, Inc.

Blueville Nursery, Inc.



4539 Anderson Ave
Manhattan, KS 66503
Garden Store: 785-539-2217
Office: 785-539-2671

