

2020 RETAIL PRICE LIST

TABLE OF CONTENTS

TERMS AND CONDITIONS	PAGE 2
WARRANTY	PAGE 2
TREE & SHRUB PRICING	PAGES 3 - 58
FRUIT PRICING	PAGES 59 - 62
PERENNIAL PRICING	PAGE 63
HARDGOODS	PAGES 64 - 65
PLANT LISTS & INFO	PAGES 66 - 67
DELIVERY INFORMATION	PAGE 68

NOTES

- NOT ALL MATERIALS/VARIETIES LISTED ARE ALWAYS AVAILABLE
- SPECIFIC ITEMS/SIZES MAY VARY BASED ON SEASONAL DEMAND
 - PLEASE CALL FOR CURRENT AVAILABILITY
- PRICING IS SUBJECT TO CHANGE WITHOUT NOTICE

ASPINALL'S
TREE NURSERY & LANDSCAPING L.L.C.
WWW.ASPINALLSTREE.COM

315-687-5282



SERVING CNY FOR OVER 35 YEARS

TERMS AND CONDITIONS OF SALE

PAYMENT IS REQUIRED BEFORE NURSERY STOCK IS DUG FROM OUR FIELDS OR RESERVED IN OUR YARD. WE ACCEPT, CASH, CHECK, VISA, MASTERCARD, AND DISCOVER. FOR THOSE WHOLESALE CUSTOMERS THAT HAVE ESTABLISHED A SATISFACTORY CREDIT RECORD WITH ASPINALL'S TREE NURSERY & LANDSCAPING, LLC, PAYMENT IS NET 30 DAYS FROM THE DATE OF INVOICE. A FINANCE CHARGE WILL BE ADDED AT THE RATE OF 24% ANNUALLY ON ALL ACCOUNTS LEFT UNPAID 30 DAYS FROM INVOICE DATE. CUSTOMERS WILL BE NOTIFIED WHEN ORDERS ARE READY FOR PICKUP. IF ORDERS ARE NOT PICKED UP WITHIN AGREED UPON TIMEFRAME, A FEE WILL BE ADDED FOR WATERING AND HANDLING, AND BILLING WILL COMMENCE. NO CANCELLATIONS WILL BE ACCEPTED AFTER AN ORDER HAS BEEN FULFILLED. PRICES ARE BASED ON PRESENT MARKET CONDITIONS. PRICES AND DISCOUNTS ARE SUBJECT TO CHANGE WITHOUT NOTICE.

WARRANTY

ASPINALL'S TREE NURSERY & LANDSCAPING, LLC PROVIDES A WARRANTY ON ALL HARDY TREES AND SHRUBS PURCHASED FROM US, FOR USE WITHIN LANDSCAPE PLANTINGS, FOR A PERIOD OF ONE (1) YEAR WHEN PLANTED BY CUSTOMER AND TWO (2) YEARS WHEN PLANTED BY ASPINALL'S TREE NURSERY & LANDSCAPING, LLC. WARRANTY IS ONLY VALID PROVIDED SOUND PLANTING PRACTICES ARE FOLLOWED AND ADEQUATE CARE IS GIVEN FOR PROPER ESTABLISHMENT OF THOSE TREES AND SHRUBS. UNFORTUNATELY, WE CANNOT WARRANTY ANNUALS, GROUNDCOVERS, ORNAMENTAL GRASSES, PERENNIALS, TROPICAL/PATIO PLANTS, AQUATIC PLANTS, CONTAINER PLANTINGS OR LIVE CHRISTMAS TREES. DISCOUNTED OR WHOLESALE ITEMS ARE NOT COVERED UNDER WARRANTY. WARRANTY IS VOID IF THE PLANT DIES AS RESULT OF NEGLIGENCE, IMPROPER PLANTING, INSUFFICIENT OR EXCESSIVE WATERING, MECHANICAL, ANIMAL, OR SNOW DAMAGE.

WHILE WE TRY TO ENSURE A HEALTHY PLANT IS PROVIDED AT TIME OF PURCHASE, TREES AND SHRUBS ARE LIVING THINGS AND NUMEROUS FACTORS CAN INFLUENCE THEIR SURVIVABILITY, WHICH NEITHER PARTY CAN CONTROL, INCLUDING HIGH WINDS, FLOODING, DROUGHT, LIGHTNING, AND ABNORMAL WINTERS. EVEN WITH PROPER CARE AND MAINTENANCE THERE IS AN ESTABLISHMENT PERIOD FOR NEW PLANTINGS THAT CAN RESULT IN CANOPY LOSS OF UP TO 1/3, WHILE A ROOT SYSTEM CAPABLE OF SUSTAINING THE PLANT, IS ESTABLISHED. CANOPY LOSS OF LESS THAN 1/3, OR LOSS OF A SINGLE BRANCH ARE NOT CONSIDERED WARRANTABLE CONDITIONS, NOR A SIGN OF A DYING PLANT. WE WANT ALL PLANTS TO LIVE LONG, HEALTHY LIVES IN THEIR NEW HOMES SO IF THE PLANT CHANGES IN ANY WAY FROM THE TIME OF PURCHASE PLEASE NOTIFY US. OUR CERTIFIED ARBORISTS AND HORTICULTURISTS WILL DETERMINE THE PROPER COURSE OF ACTION, WHETHER IT BE PRUNING, FERTILIZATION OR OTHER CULTURAL CORRECTIONS TO AID IN ESTABLISHMENT AND LASTING HEALTH OF YOUR PLANT.

SHOULD REPLACEMENT BE NEEDED, THE ORIGINAL PURCHASE PRICE OF THE PLANT WILL BE CREDITED FOR STORE CREDIT ONLY ONCE. IF A PLANT DIES IN THE SAME LOCATION TWICE, THE LOCATION IS NOT SUITABLE FOR THAT PARTICULAR PLANT. FOR THIS WARRANTY TO BE HONORED, THE CUSTOMER MUST PROVIDE THE ORIGINAL INVOICE AS PROOF OF PURCHASE AND WARRANTY TIMETABLE.

WATERING INSTRUCTIONS

YOUR NEW PLANT WILL NEED SUPPLEMENTAL WATERING FOR AT LEAST THE FIRST FULL YEAR AFTER PLANTING WHILE THE ROOT SYSTEM ESTABLISHES. TO CHECK IF THE PLANT IS IN NEED OF WATER STICK YOUR FINGER APPROXIMATELY 3" INTO THE SOIL ALONG THE DRIPLINE OF THE PLANT. IF SOIL IS DRY, WATER IMMEDIATELY. IF SOIL IS MOIST, DO NOT WATER. ADDITIONAL WATER MAY BE NEEDED EVEN IF IT RAINS. CHECKING THE SOIL IS THE ONLY WAY TO KNOW IF YOUR PLANT HAS ADEQUATE WATER. WILTING OR BROWNING LEAVES CAN BE INDICATORS OF OVER OR UNDERWATERED PLANTS. WATER AT THE DRIP LINE OF YOUR PLANT. DO NOT USE OVERHEAD WATERING SYSTEMS (SPRINKLER) TO WATER NURSERY STOCK.

DELIVERY & PLANTING

DELIVERIES AND/OR PLANTING SERVICES ARE AVAILABLE. PLEASE SEE PAGE 48 FOR PRICING AND CALL FOR SCHEDULING.

CATALOG DESIGNERS – LUKE NICHOLAS & EMILY VERBECK



TREE AND SHRUB PRICING

ABIES CONCOLOR (CONCOLOR FIR) - 50HX20W

TOLERANT OF HEAT AND DROUGHT, NICE FORM AND COLORATION WITH SOFTER FEEL THAN SPRUCE MAKING IT A NICE ALTERNATIVE.

5'	6'
\$179	\$229



ACER X FREEMANII (FREEMAN MAPLE)

HYBRID OF RED AND SILVER MAPLE. KNOWN FOR THEIR FAST GROWING ATTRACTIVE FORM AND SHOWY FALL COLORS. TOLERANT TO DROUGHT CONDITIONS AND TO WET SOILS. GROWS BEST IN WELL DRAINED SOILS.

VARIETIES:

-'ARMSTRONG': 60HX15W

NARROW FASTIGIATE FORM. FALL COLOR IS A YELLOW-ORANGE. LOW MAINTENANCE TREE.



-'CELZAM': 50HX25W

COMPACT, UPRIGHT OVAL CROWN, SEEDLESS TREE. HAS UNIFORM HABIT WITH ARMSTRONG CROTCH ANGLES. TOLERATES HIGHER PH SOILS THAN AUTUMN BLAZE. RED FALL FOLIAGE TURNS GOLD.



-'JEFFSRED' (AUTUMN BLAZE): 50HX40W

DROUGHT TOLERANCE AND IS A VIGOROUS GROWER CREATING AN ADAPTABLE FAST-GROWING SHADE TREE. THE EXCEPTIONALLY BRIGHT RED FALL COLOR IS A HALLMARK OF THIS POPULAR AND PROVEN PERFORMER. IS A HYBRID OF RED AND SILVER MAPLE AND IS A STERILE (FRUITLESS) TREE. GROWN AS A SINGLE OR MULTI-STEMMED TREE.



-'MATADOR': 45HX30W

SHAPELY OVAL FORM PRODUCES SHOWY CLUSTERS OF RED FLOWERS BLOOM EARLY SPRING. GREEN FOLIAGE TURN OUTSTANDING SHADES OF ORANGE IN THE FALL. RELATIVELY LOW MAINTENANCE TREE.



-'SIENNA': 50HX50W

THIS HARDY HYBRID MAPLE FEATURES A STRONG CENTRAL LEADER AND DEVELOPS A PYRAMIDAL FORM. THIS IS A TOUGH, LOW MAINTENANCE TREE THAT REQUIRES MINIMAL PRUNING. RUSTY ORANGE TO BURGUNDY FALL COLORS.

1.5"	1.75"	2"	2.5"	3"	3.5"	4"	4.5"	5"	5.5"
\$169	\$199	\$239	\$279	\$359	\$499	\$599	\$649	\$699	\$749
6"	6.5"	7"	7.5"	8"	8.5"				
\$799	\$899	\$1049	\$1149	\$1249	\$1349				



ACER GRISEUM (PAPERBARK MAPLE) - 25HX20W

HANDSOME TREE WITH SLENDER UPRIGHT BRANCHES CREATING AN OVAL-ROUNDED CROWN. SOFT GREEN LEAVES CHANGE TO SCARLET IN THE FALL. PAPERY SHEETS OF OLD BARK PEEL EXPOSING CINNAMON-BROWN NEW BARK. SINGLE-STEM

1.5"	1.75"	2"	2.5"	3"	3.5"	4"
\$189	\$229	\$329	\$389	\$429	\$489	\$529



ACER MIYABEI 'RUGGED RIDGE' (RUGGED RIDGE MAPLE) - 35HX35W

SHADE TREE WITH UNIQUE DEEPLY FURROWED CORKY ORNAMENTAL BARK. TOUGH AND ADAPTABLE TO MANY CONDITIONS. TOLERANT TO DROUGHTS AND MOIST SOILS. OVAL-ROUNDED CANOPY WITH GREEN FOLIAGE THAT TURNS YELLOW IN FALL

1.5"	1.75"
\$169	\$199



ACER PALMATUM (JAPANESE MAPLE)

LARGE SHRUB OR SMALL TREE WITH ROUNDED CROWN AND LOW BRANCHING HABIT. KNOWN FOR ITS UNIQUE FOLIAGE. BEST GROWN IN MOIST WELL DRAINED SOIL WITH FULL SUN TO PART SHADE, PREFERRING SOME AFTERNOON SHADE.

VARIETIES:

-'BLOODGOOD': 20HX20W

DEEP RED TO BLACKISH-RED LEAVES. HOLD THEIR COLOR BETTER THAN OTHER RED-LEAFED PALMATUMS. FALL COLORS ARE USUALLY BRIGHT CRIMSON. ONE OF THE MOST POPULAR RED UPRIGHTS.



-'CRIMSON PRINCE': 12HX8W

ATTRACTIVE RED FOLIAGE THROUGHOUT THE SEASON TURN AN OUTSTANDING CRIMSON IN THE FALL. FEATURES SUBTLE CORYMBS OF RED FLOWERS RISING ABOVE THE FOLIAGE IN MID-SPRING, BEFORE THE LEAVES.



-'WOLFF' (EMPEROR I): 15HX15W

DEEP RED LEAVES TURN BRILLIANT SCARLET IN THE FALL. WITHSTANDS DAMAGE FROM LATE FROST.



#3	#5	#7	#10	#15	3'	5'	6'
\$99	\$129	\$199	\$249	\$269	\$179	\$309	\$359

ACER PALMATUM VAR. DISSECTUM (THREADLEAF JAPANESE MAPLE)

TYPICALLY A MUCH SMALLER FORM (OFTEN WITH CASCADING BRANCHING). PALMATE LEAVES, ARE DEEPLY CUT TO THE BASE OF THE LEAF.

VARIETIES:

-'CRIMSON PRINCESS': 10HX10W

HAS SLIGHTLY WEEPING BRANCHES. EMERALD FOLIAGE FADES BRONZE THROUGHOUT THE SUMMER AND TURNS A VIVID RED IN FALL. EXCELLENT ACCENT FEATURE.



-'CRIMSON QUEEN': 10HX10W

DELICATE WEEPING FORM. FOLIAGE HOLDS ITS BEAUTIFUL CRIMSON COLOR THROUGHOUT SUMMER BEFORE DROPPING IN FALL.



-'GARNET': 6HX8W

MOUNDING SHRUB WITH A DEEPER RED COLOR THAN CRIMSON QUEEN AND EVERRED. ITS FINELY CUT LEAVES HOLD THEIR COLOR WELL THROUGHOUT THE GROWING SEASON.



-'TAMUKEYAMA': 10HX12W

BEAUTIFUL WEEPING LACELEAF MAPLE WITH RICH PURPLISH-RED LACELEAF FOLIAGE WHICH BECOMES SPECTACULAR SHADES OF RED IN FALL.



-'VIRIDIS': 10HX12W

A DOME-SHAPED, OR ROUND HEADED WEEPING SHRUB WITH BRIGHT GREEN, DEEPLY LOBED LEAVES. YELLOW AND ORANGE TONES DOMINATE THE TREE IN AUTUMN.



#3	#5	#7	#10	#15	3'	5'	6'
\$99	\$129	\$199	\$249	\$269	\$179	\$309	\$359

ACER PLATANOIDES 'CRIMSON KING' (CRIMSON KING NORWAY MAPLE) - 40HX35W

ROUND-HEADED TREE WITH PURPLE FOLIAGE. MOST POPULAR OF THE RED-LEAFED NORWAYS. A SLOWER GROWING NORWAY VARIETY. EXCELLENT SHADE TREE THAT IS TOLERANT TO DROUGHT. NO SPECIFIC INSECT OR DISEASE PROBLEMS.

1.5"	1.75"	2"	2.5"	3"	3.5"	4"	4.5"	5"	5.5"	6"
\$169	\$199	\$239	\$279	\$359	\$399	\$449	\$499	\$599	\$699	\$799



ACER PLATANOIDES 'ROYAL RED' (ROYAL RED NORWAY MAPLE) - 50HX50W
 OVAL FORM WITH DEEP BURGUNDY/RED FOLIAGE. SLOW GROWING WITH A STRONGER COLOR THAN CRIMSON KING. EXCELLENT SPECIMEN OR SHADE TREE. HEAT TOLERANT AND DROUGHT RESTISANT ONCE ESTABLISHED.

1.5"	1.75"	2"	2.5"	3"	3.5"	4"	4.5"	5"	5.5"	6"
\$169	\$199	\$239	\$279	\$359	\$399	\$449	\$499	\$599	\$699	\$799



ACER PLATANOIDES (NORWAY MAPLE)

DENSE ROUNDED HEAD MAKES FOR AN EXCELLENT SHADE TREE. EASILY GROWN AND VERSATILE TO MANY ENVIRONMENTS. NO SPECIFIC INSECT OR DISEASE PROBLEMS.

VARIETIES:

-'COLUMNAR': 35HX15W

COLUMNAR FORM WITH DARK GREEN FOLIAGE AND A YELLOW FALL COLOR. GOOD FOR ACCENT PLANTING THAT REQUIRE LOW MAINTENANCE.



-'CRIMSON SENTRY': 40HX35W

SLOW GROWING, NARROW BRANCHING HABIT. DENSE FOLIAGE IS A PURPLE-MAROON THAT TURNS REDDISH BRONZE IN THE FALL.



-'DEBORAH': 55HX55W

STRONG CENTRAL LEADER. BRILLIANT RED FOLIAGE IN SPRING THAT GRADUALLY TURNS DARK GREEN IN THE SUMMER AND BRONZE-YELLOW IN FALL.



-'DRUMMONDII': 40HX35W

DROUGHT AND POLLUTION TOLERANT. HIGH CANOPY IN A ROUNDED SHAPE. CUTLEAF FORM WITH LIGHT GREEN LEAVES THAT HAVE WHITE EDGES. STERILE FLOWERS (DOES NOT SEED).



-'EMERALD QUEEN': 45HX40W

FAST GROWING CULTIVAR WITH DEEP GREEN LEAVES THAT TURN ATTRACTIVE YELLOW IN THE FALL.



-'FAIRVIEW': 45HX35W

GRAFTED CULTIVAR WITH DARK GREEN FOLIAGE WITH BRONZE-RED TINTS.



-'PRINCETON GOLD': 35HX30W

BRIGHT GREEN-YELLOW FOLIAGE FROM SPRING-FALL.

1.5"	1.75"	2"	2.5"	3"	3.5"	4"	4.5"	5"	5.5"	6"
\$169	\$199	\$239	\$279	\$359	\$399	\$449	\$499	\$599	\$699	\$799



ACER RUBRUM (RED MAPLE)

ADAPTS WELL TO A WIDE RANGE OF CLIMATES AND SOIL CONDITIONS INCLUDING WET SOILS. GROWS AT A RAPID PACE. MATURE FORMS HAVE A ROUND HEADED. FOLIAGE IS GREEN IN THE SUMMER AND TURNS BRILLIANT RED IN THE FALL.



VARIETIES:

-'ARMSTRONG': 50HX15W

A FAST GROWER WITH A COLUMNAR HABIT MAKES THIS A GOOD CHOICE FOR A NARROW PLANTING SPACE. FOLIAGE CHANGES TO A SCARLET COLOR IN THE FALL



-'ARMSTRONG GOLD': 40HX15W

DENSE, NARROW CROWN WITH BRIGHT GOLDEN TO ORANGE FALL COLOR. TOLERANT TO A WIDE RANGE OF ENVIRONMENTAL CONDITIONS. IDEAL FOR STREET PLANTINGS.

1.5"	1.75"	2"	2.5"	3"
\$169	\$199	\$239	\$279	\$359



ACER RUBRUM CONTINUED:

-‘AUTUMN FLAME’: 35HX35W

VERY HARDY TREE. DENSE, SYMMETRICAL, ROUNDED SHAPE. FIRST TO COLOR IN FALL, A BRILLIANT RED. SLOWER GROWING WITH SMALLER LEAVES THAN MOST RED MAPLES. STERILE TREE (SEEDLESS).

-‘BRANDYWINE’: 45HX35W

MODERATE COLUMNAR CROWN. FOLIAGE CHANGES FROM AN AUTUMN RED TO A BRILLIANT PURPLE RED IN THE FALL. CROSS BETWEEN OCTOBER GLORY AND AUTUMN FLAME. TOLERANT TO WET SOIL.

-‘FRANKS JR.’ (RED POINTE): 45HX30W

UPRIGHT, BROAD, PYRAMIDAL SHAPE WITH A BRILLIANT RED FALL COLOR. FAST GROWER, WITH SINGLE LEADER AND STRONG BRANCH ANGLES.

-‘FRANKSRED’ (RED SUNSET): 45HX35W

THE SUMMER LEAVES ARE A DISTINCT GLOSSY GREEN, FOLLOWED BY ORANGE TO RED FALL COLOR. THE CROWN IS OVAL WITH UNIFORM BRANCHING. HARDY, TO SEVERE WINTER CONDITIONS.

-‘OCTOBER GLORY’: 40HX35W

LUSTROUS GREEN FOLIAGE TENDS TO STAY LONGER THAN OTHER RED MAPLES BEFORE TURNING TO AN INTENSE ORANGE-RED IN FALL.

-‘SUN VALLEY’: 50HX35W

ONE OF THE MORE UPRIGHT TREES IN THE SPECIES, WITH BRILLIANT RED LEAVES IN FALL.. CROSS BETWEEN RED SUNSET AND AUTUMN FLAME. HAS SILVERY BARK AND BRICK RED BRANCHES.

1.5"	1.75"	2"	2.5"	3"
\$169	\$199	\$239	\$279	\$359

ACER SACCHARUM (SUGAR MAPLE)

THIS MAPLE IS LESS VIGOOUS THAN THE NORWAY MAPLE. SHADE TOLERANT. MATURES AT A GREATER AGE. THE AUTUMN COLOR IS A MIX OF ORAGNE, GOLD, SCARLET AND APRICOT. EXCELENT SHADE TREES.

VARIETIES:

-‘BAILSTA’ (FALL FIESTA): 60HX40W

UPRIGHT, ROUNDED FORM. FAST GROWING WITH THICK LEATHERY DARK GREEN LEAVES. FOLIAGE IS RESISTANT TO LEAF TATTER, SUMMER SCALD, LEAF HOPPER DAMAGE AND FROST CRACKING. INTENSE YELLOW AND ORANGE-RED FALL COLOR.

-‘GREEN MOUNTAIN’: 45HX35W

HAS A DESIRABLE OVAL CROWN OF DARK GREEN LEAVES THAT TURN ORANGE TO SCARLET IN THE FALL. THICK LEAVES OF THIS CULTIVAR PREVENT DAMAGE FROM HOT WINDS.

-‘LEGACY’: 50HX35W

FASTER GROWING COMPARED TO OTHER SACCHARUM VARIETIES. THICK, WAXY, DARK-GREEN LEAVES ARE RESISTANT TO TATTERING IN WIND STORMS AND TO BURNING DURING WARM SUMMER DROUGHTS. FALL COLOR IS BRIGHT RED WITH TOUCHES OF PINK, ORANGE AND GOLDEN YELLOW.

1.5"	1.75"	2"	2.5"	3"	3.5"	4"	4.5"	5"	5.5"	6"	6.5"	7"
\$169	\$199	\$239	\$279	\$359	\$399	\$449	\$499	\$599	\$699	\$799	\$899	\$1049



ACER GINNALA (AMUR MAPLE)

SMALL, UPRIGHT TREE CAN BE GROWN AS A LARGE MULTI-STEMMED SHRUB. YOUNG TREE PRODUCES THREE-LOBED LEAVES, TURNING TO OVATE AS TREE MATURES. TOLERANT TO DROUGHT AND CLAY SOILS. VERY HARDY LOW MAINTENANCE TREES.

ACER GINNALA VARIETIES:

-GINNALA: 20Hx20W

LOW GROWING TREE. DISTINCTIVE ORANGE-RED FALL COLOR. CAN BE USED AS A SCREEN OR HEDGE. DOES WELL IN CONTAINERS.



-'FLAME': 20Hx20W

GROWS WELL IN VARIOUS SUN LIGHT. MAKES FOR A STURDY HEDGE OR SCREEN. FIERY RED FALL COLOR AND PRODUCES GREENISH-WHITE FLOWERS IN SPRING.



-'RUBY SLIPPERS': 20Hx20W

LIGHT GREEN LEAVES TURN BRIGHT RED IN THE FALL. BRIGHT RED SAMARAS EARLY SPRING.



1.5"	1.75"	4"	4.5"
\$169	\$199	\$449	\$499

ACER TRUNCATUM X PLATANOIDES (CRIMSON SUNSET MAPLE) - 35Hx25W

UPRIGHT OVAL SHAPE WITH DEEP PURPLE FOLIAGE THAT TURNS A MAROON TO REDDISH BRONZE IN THE FALL. TOLERANT TO DROUGHT AND HEAT. LEAVES ARE RESISTANT TO TATTER AND SCORCH WHILE RETAINING THEIR RICH, DARK, GLOSSY COLOR ALL SUMMER LONG.



1.5"	1.75"
\$169	\$199

ACER TRUNCATUM X PLATANOIDES 'WARRENRED' (PACIFIC SUNSET MAPLE) - 30Hx25W

UPRIGHT SPREADING, ROUNDED CROWN. LEAVES ARE GLOSSY DARK GREEN ALL SUMMER THAT TURN SHADES OF YELLOW-ORANGE TO BRIGHT RED IN THE FALL. MORE HEAT & DROUGHT TOLERANT THAN NORWAY MAPLE.



1.5"	1.75"	2"
\$169	\$199	\$239

AESCULUS X ARNOLDIANA (AUTUMN SPLENDOR HORSECHESTNUT) - 35Hx30W

YELLOW-RED FLOWERS WITH 6" SPIKES AT THE ENDS OF BRANCHES THAT YIELD FRUIT. DARK GREEN, SHINY LEAVES APPEAR TO BE SCORCH RESISTANT, AND TURN VIVID MAROON-RED IN FALL. PREFERS MOIST, FERTILE SOILS. VERY ATTRACTIVE ORNAMENTAL HYBRID.



1.5"	2"
\$199	\$279

AESCULUS X CARNEA (BRIOTII HORSECHESTNUT) - 35Hx40W

ROUNDED TO BROADLY ROUNDED TREE WITH DEEP RED FLOWERS BORNE ON 10" UPRIGHT PANICLES. CLEAN, DARK GREEN FOLIAGE RESISTANT TO FOLIAR DISEASE. ATTRACTIVE RED FLOWERS FOLLOWED BY SLIGHTLY-PRICKLY, HUSKY CAPSULES (TREE NUTS).



1.5"	1.75"	2"
\$199	\$229	\$279

AESCULUS X CARNEA 'FORT MCNAIR' (FORT MCNAIR HORSECHESTNUT) - 35HX25W

HAS A DENSE, ROUNDED CROWN OF DISEASE-RESISTANT, DARK GREEN FOLIAGE. FALL FOLIAGE IS SHADES OF GOLD AND YELLOW. ALSO HAS SHOWY DENSE PANICLES OF PINK FLOWERS WITH YELLOW THROATS IN THE SPRING. PERFECT FOR USE IN SMALLER LANDSCAPES.

1.5"	1.75"	2"
\$199	\$229	\$279



AESCULUS GLABRA (OHIO BUCKEYE) - 60HX40W

SMALL TO MEDIUM SHADE TREE WITH AN OVAL ROUNDED CANOPY. LEAVES TURN BRIGHT ORANGE AND YELLOW IN THE FALL. FRUITING TREE.

2"
\$279



AESCULUS HIPPOCASTANUM 'BAUMANNII' (BAUMANNII HORSECHESTNUT) - 70HX50W

MEDIUM SIZED SHADE TREE WITH AN UPRIGHT, OVAL, ROUNDED CROWN. LEAVES MATURE FROM A LIGHT GREEN TO A DARK GREEN THROUGH SPRING TO SUMMER. FALL FOLIAGE ARE SHADES OF YELLOW AND BROWN. FRUITLESS.

1.5"	1.75"	2"
\$199	\$229	\$279



AMELANCHIER ALNIFOLIA 'OBELISK' (STANDING OVATION SERVICEBERRY) - 15HX4W

UPRIGHT, OVAL FORM IS COVERED IN WHITE FLOWERS EACH SPRING. FLOWERS YIELD BERRIES MID SUMMER. DARK GREEN LEAVES CHANGE TO A RED-ORANGE IN FALL.

#3
\$36.50



AMELANCHIER CANADENSIS (SERVICEBERRY) - 30HX20W

LOW MAINTENANCE LARGE SHRUB OR SMALL TREE WITH SLIGHTLY FRAGRANT WHITE, SPRING FLOWERS IN DROOPING CLUSTERS. SMALL ROUND GREEN BERRIES THAT TURN RED AND DARK PURPLE WHEN MATURE. MEDIUM TO DARK LEAVES CHANGE TO ORANGE-RED IN FALL

-'SHADBLOW': 20HX15W

UPRIGHT, LARGE SHRUB OR SMALL TREE. DARK GREEN LEAVES WITH ORANGE, RED AND YELLOW FALL COLOR. DENSE WHITE FLOWERS FOLLOWED BY RED-PURPLE FRUIT.

SINGLE STEM								CLUMP			
1.5"	1.75"	2"	2.5"	3"	3.5"	4"	#3	4'	5'	6'	
\$179	\$239	\$279	\$329	\$379	\$429	\$459	\$59	\$119	\$149	\$179	



AMELANCHIER GRANDIFLORA (SERVICEBERRY)

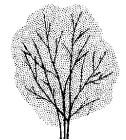
-'AUTUMN BRILLIANCE SERVICEBERRY': 20HX15W

A FAST GROWING TREE WITH IMPRESSIVE SOFT, WHITE BLOSSOMS IN SPRING. DARK GREEN DISEASE RESISTANT LEAVES TURN BRILLIANT RED IN FALL.

-'PRINCESS DIANA': 20HX15W

DARK GREEN LEAVES TURN BRILLIANT RED AND ORANGE IN THE FALL. YELLOW FLOWER BUDS WITH WHITE SPRING FLOWERS PRODUCE DEEP BLUE-PURPLE BERRIES.

SINGLE STEM							CLUMP
1.5"	1.75"	2"	2.5"	3"	5'	6'	
\$179	\$239	\$279	\$329	\$379	\$149	\$179	



AMELANCHIER X 'RAINBOW PILLAR' (RAINBOW PILLAR SERVICEBERRY) - 20HX10W

TALL, NARROW GROWTH HABIT. SHOWY WHITE FLOWERS IN SPRING FOLLOWED BY DEEP PURPLE FRUITS. FAST GROWING WITH RED TO ORANGE FALL COLOR.

2"
\$239



**AMELANCHIER LAEVIS (SERVICEBERRY)-ROGERS'
(LUSTRE ALLEGHENY SERVICEBERRY) - 25HX20W**

MULTI-STEMMED UPRIGHT OVAL FORM. FRAGRANT WHITE FLOWERS IN SPRING FOLLOWED BY SMALL DARK PURPLE BERRIES. YELLOW TO ORANGE-RED FOLIAGE IN THE FALL.



1.5"
\$179

ARONIA ARBUTIFOLIA 'BRILLIANTISSIMA' (CHOKEBERRY) - 8HX4W

IMPROVED, COMPACT VARIETY. CREAMY WHITE FLOWERS IN SPRING. GLOSSY RED EDIBLE FRUIT. BRILLIANT RED FALL COLOR. GREAT FOR WOODLAND AND NATURALIZED AREAS, NEAR POND OR STREAM MARGINS.

#2	#3
\$26.50	\$36.50

ARONIA MELANOCARPA 'LOW SCAPE HEDGER' (BLACK CHOKEBERRY) - 5HX3W

DENSE COLUMN OF GLOSSY GREEN FOLIAGE THAT'S PERFECT FOR LOW HEDGES OR SCREENING. SPRING FINDS THE PLANT COVERED IN HUNDREDS OF WHITE FLOWERS, AND COME FALL, THE FOLIAGE LIGHTS UP IN BRIGHT REDS AND ORANGES.

#2	#3
\$26.50	\$36.50

ARONIA MELANOCARPA 'LOW SCAPE MOUND' (BLACK CHOKEBERRY) - 2HX3W

TOUGH, TOLERANT, TIDY LITTLE MOUND OF GLOSSY GREEN FOLIAGE. IN SPRING, IT'S COVERED IN HUNDREDS OF DAINTY WHITE FLOWERS, AND IN AUTUMN, THE LEAVES TURN BRILLIANT RED TO CONTRAST WITH DARK PURPLE-BLACK FRUIT.

#2	#3
\$26.50	\$36.50

AZALEA 'LEMON LIGHTS' (LEMON LIGHTS AZAZLEA) - 4HX4W

A HARDY DECIDUOUS AZALEA, SUITABLE FOR NORTHERN CLIMATES. BRIGHT YELLOW FLOWERS EARLY IN THE SEASON. WELL DRAINED SOIL IS A MUST.

#3
\$39.50

AZALEA 'ORCHID LIGHTS' (ORCHID LIGHTS AZAZLEA) - 2HX4W

A DWARF, COMPACT DECIDUOUS AZALEA, HARDY IN NORTHERN CLIMATES. COVERED IN SOFT LILAC-LIKE FLOWERS WHEN IN BLOOM. FLOWER BUDS ARE HARDY TO -45 DEGREES.

#3
\$39.50

BETULA 'CRIMSON FROST' (CRIMSON FROST BIRCH)- 40HX25W

PURPLE LEAVED BIRCH WITH A SMALL TO MEDIUM SIZED PYRAMIDAL SHAPE. SOME RESISTANCE TO THE BRONZE BIRCH BORER. EXCELLENT SPECIMEN PLANT.

SINGLE STEM CLUMP

1.5"	1.75"	6'	7'	8'	10'	12'
\$169	\$189	\$169	\$189	\$199	\$249	\$299



BETULA NIGRA (RIVER BIRCH)

RAPID GROWER FORMING A PYRAMIDAL FORM WITH MEDIUM GREEN FOLIAGE. THE TREE IS OPEN AT MATURITY WHICH EXPOSES THE EXFOLIATING BARK. THE BARK RANGES FROM SHADES OF GREY-BROWN TO REDDISH-BROWN ADDING SHOWY WINTER INTEREST.

VARIETIES:

-'CULLY' (HERITAGE): 45HX35W

VIGOROUS GROWER WITH BEAUTIFUL PEELING TAN BARK. SOFTER SHADE OF WHITE. FOLIAGE HAS A DARK GREEN COLOR. ATTRACTIVE ADDITION OR CENTERPIECE FOR ANY LANDSCAPE.



SINGLE STEM

CLUMP

1.5"	1.75"	3"	3.5"	4"	4.5"	7'	8'	10'	12'	14'	16'	18'	20'
\$169	\$189	\$299	\$349	\$449	\$499	\$189	\$219	\$249	\$299	\$349	\$399	\$499	\$599

BETULA NIGRA 'LITTLE KING' (LITTLE KING RIVER BIRCH) 10HX10W

DWARF FORM IDEAL FOR SMALLER GARDENS OR WHEREVER SPACE IS LIMITED. EXCELLENT PEST AND DISEASE RESISTANCE, PLUS HIGH HEAT TOLERANCE. COMPACT, LOW BRANCHING FORM WORKS AS AN ACCENT OR IN GROUPS TO CREATE A NATURAL HEDGE OR SCREEN.



#15/36"	#25
\$169	\$259

BETULA PENULA 'YOUNGII' (YOUNG'S WEeping BIRCH) - 8HX15W

WEeping FORM GROWS TO ITS MAXIMUM HEIGHT WITH GUIDANCE. COMPACT DOME SHAPE WITH BRANCHES GRACEFULLY FALLING TO THE GROUND. GOOD ALTERNATIVE TO THE SILVER BIRCH.

1.75"
\$189



BETULA PLATYPHYLLA (JAPANESE WHITE BIRCH) - 35HX25W

TALL PYRAMIAL SHAPE WITH SLIGHTLY PENDANT BRANCHLETS. LEAVES ARE A YELLOW-GREEN COLOR IN SUMMER AND FALL. NOTED FOR ITS WHITE BARK.

-'ROYAL FROST' (ROYAL FROST BIRCH) - 40HX20W

GROWS FASTER THAN CRIMSON FROST BIRCH. HAS BEAUTIFUL WHITE BARK AND STUNNING BURGUNDY-RED FOLIAGE. RESISTANT TO THE BRONZE BIRCH BORER.

SINGLE STEM

CLUMP

1.5"	1.75"	6'	7'	8'	10'	12'
\$169	\$189	\$169	\$189	\$199	\$249	\$299



BERBERIS THUNBERGII 'AUREA' (JAPANESE BARBERRY) - 4HX5W

(NYDEC INVASIVE SPECIES COMPLIANT VARIETY)

COMPACT, UPRIGHT, SLOW-GROWING, MULTI-STEMMED SHRUB. KNOWN FOR ITS BRIGHT YELLOW FOLIAGE THROUGH THE GROWING SEASON THAT CHANGE TO ORANGE AND RED IN THE FALL. STEMS HAVE SHARP THORNS THROUGHOUT THE PLANT. PRODUCES SMALL PALE YELLOW FLOWERS MID SPRING WHICH YIELD BRIGHT RED BERRIES IN FALL.

#3
\$36.50

BERBERIS THUNBERGII 'WORRY FREE CRIMSON CUTIE'

(CRIMSON CUTIE BARBERRY) - 2HX4W (NYDEC INVASIVE SPECIES COMPLIANT VARIETY)

SPREADS IN A MOUND FORM. FOLIAGE IS A PURPLISH-RED SPRING THOROUGH FALL. EXCELLENT ACCENT PLANT FOR LOW HEDGES OR BORDERS. TOLERANT TO DEER AND PARTIAL SHADE. REQUIRES VERY LITTLE MAINTANANCE.

#3
\$42.50

BUDDLEIA DAVIDII (BUTTERFLY BUSH)

THIS SUN-LOVER COMES IN HUES FROM PURE WHITE TO DEEPEST PURPLE. FROM MIDSUMMER UNTIL FROST, BUTTERFLY BUSH EARNS ITS NAME AS HORDES OF WINGED BUTERFLIES FLY FROM FLOWER TO FLOWER IN SEARCH OF NECTAR.

VARIETIES:

-'BLACK KNIGHT': 8HX5W

LIGHTLY FRAGRANT, DARK VIOLET-PURPLE FLOWER SPIKES. FAST-GROWING SHRUB, SLIGHTLY HARDIER THAN OTHER VARIETIES. MAY DIE BACK IN COLD WINTER AREAS, EMERGES VIGOROUSLY IN SPRING.

-'LO & BEHOLD BLUE CHIP': 2.5HX2.5W

MINIATURE FORM HAS ALL THE APPEAL IN A SMALLER PACKAGE! BLUE FRAGRANT FLOWERS BLOOM FROM MID SUMMER TO THE FIRST FROST. DEER RESISTANT.

-'LO & BEHOLD PINK MICRO CHIP': 2HX2W

TINY AND TIDY MOUND OF ORCHID-PINK FLOWER SPIKES, CREATES A PINCUSHION HABIT WHEN INCLUDED IN PERENNIAL GARDENS. EARLIER BLOOMING THAN OTHER VARIETIES, GIVING COLOR FROM EARLY SUMMER THROUGH FIRST FROST. HIGHLY DEER AND RABBIT RESISTANT

-'MISS MOLLY': 5HX5W

REFINED HABIT WITH INTENSELY COLORED, FRAGRANT FLOWERS. FLOWERS ARE THE CLOSEST TO RED OF ANY BUTTERFLY BUSH AND APPEAR FOR MONTHS EVERY SUMMER WITHOUT DEADHEADING.

-'WHITE PROFUSION': 5HX5W

PROBABLY THE MOST POPULAR OF THE WHITE CULTIVARS, INTRODUCED TO COMMERCE IN 1945 AND STILL REGARDED AS ONE OF THE BEST.

#2	#3
\$28.50	\$34.50

BUDDLEIA PUGSTER (PUGSTER BUTTERFLY BUSH)

THIS UNIQUE SERIES OFFERS FULL SIZED FLOWERS ON A DWARF PLANT THAT BLOOM ALL SUMMER WITHOUT DEADHEADING. THANKS TO THICK, STURDY STEMS, THE PUGSTER® SERIES OFFERS VASTLY IMPROVED HARDINESS AND WINTER SURVIVAL OVER OTHER TYPES OF DWARF BUTTERFLY BUSH. FRAGRANCE FROM THE FLOWERS ATTRACTS BEES, BUTTERFLIES, AND HUMMINGBIRDS

VARIETIES:

- 'PUGSTER BLUE': 2HX2W

BLOOMS FROM EARLY SUMMER THROUGH FIRST FROST WITH TRUE-BLUE FLOWERS, WITH A TINY YELLOW-ORANGE EYE IN THE CENTER

- 'PUGSTER PERIWINKLE': 2HX2W

EACH BLOOM IS A FULL, DENSE CLUSTER OF SOFT PURPLE BLOOMS, EMITTING A HONEY-SWEET FRAGRANCE.

- 'PUGSTER AMETHYST': 2HX2W

BLOOMS FROM EARLY SUMMER THROUGH FIRST FROST WITH AMETHYST-PURPLE TONED FLOWERS, EACH WITH A TINY YELLOW-ORANGE EYE IN THE CENTER.

#2	#3
\$28.50	\$34.50

BUXUS (BOXWOOD)

BROADLEAF EVERGREEN, BEST GROWN IN EVENLY MOIST, WELL-DRAINED LOAMS IN FULL SUN TO PART SHADE. PLANTS ARE GENERALLY TOLERANT OF PRUNING AND SHEARING. WIDELY PLANTED THROUGHOUT THE UNITED STATES.

VARIETIES:

-'GOLDEN TRIUMPH': 4HX3W

SHINY GREEN FOLIAGE WITH SHOWY GOLDEN-YELLOW MARGINS. THIS SLOW GROWER WORKS WELL IN FOUNDATION PLANTINGS, OR TO CREATE A UNIQUE PATTERN OR FRAMEWORK IN A FORMAL GARDEN. PERFORMS WELL IN THE HEAT.

-'GREEN MOUND': 3HX3W

COMPACT, ROUNDED CULTIVAR WITH GLOSSY DARK GREEN BROADLEAF FOLIAGE. SMALL CLUSTERS OF CREAMY GREEN FLOWERS BLOOM MID SPRING.

-'GREEN MOUNTAIN'/'GREEN MT. COLUMN'/'GREEN MT. PYRAMIDAL': 5HX3W

A COLD-HARDY HYBRID BOXWOOD KNOWN FOR ITS SEMI-UPRIGHT, ROUNDED, CONICAL/PYRAMIDAL SHAPE. RESPONDS WELL TO PRUNING. GLOSSY, DARK GREEN, SMOOTH, NARROW LEAVES. FLOWER CLUSTERS BLOOM MID SPRING.

-'GREEN VELVET': 4HXW

A FULL BODIED SHRUB WELL SUITED FOR DENSE, LOW HEDGES. FOLIAGE RETAINS ITS RICH GREEN COLOR THROUGH WINTER. VIGOROUS, ROUNDED FORM IF LEFT UNSHEARED. ONE OF THE HARDIEST CULTIVAR

-'WINTERGEM': 4HX4W

A VIGOROUS CULTIVAR THAT IS IDEAL WHEN A LARGE FOUNDATION PLANT IS DESIRED. GREAT FOR USE IN MEDIUM SIZED HEDGES. VERY TOLERANT OF PRUNING OR SHEARING.

-'FRANKLIN'S GEM': 2HX3W

DWARF VARIETY WITH SMALL, BRIGHT GREEN FOLIAGE THAT TURNS A RICH OLIVE GREEN IN THE WINTER.

#2	#3	#5	#7	#10	1-1.5'	2-2.5'	2.5-3'
\$32.50	\$45	\$69	\$99	\$119	\$59	\$109	\$129

CARAGANA ARBORESCENCE 'PENDULA' (WEeping SERBIAN PEA) - 8HX8W

SMALL, SLOW-GROWING, WEEPING TREE WITH STIFFLY PENDULOUS BRANCHES. PEA-LIKE YELLOW FLOWERS AND FEATHERY FOLIAGE ARE PRODUCED IN SPRING. ONCE ESTABLISHED, THIS TOUGH TREE IS DROUGHT RESISTANT AND COPES WELL WITH POOR SOIL AND SEMI-SHADE MAKING IT A GOOD SUBJECT FOR CHALLENGING AREAS OF THE GARDEN.

1.5"	48"HD
\$189	\$229



CARPINUS BETULUS (EUROPEAN HORNBEAM)

EXCELLENT IN GROUPINGS AROUND LARGE BUILDINGS AND ALSO USEFUL AS SCREENS, HEDGES, AND WINDBREAK TREES. THE EUROPEAN HORNBEAM HAS DENSELY TEXTURED FOLIAGE AND HANDSOME, SLATE-GRAY SMOOTH TO FLUTED BARK. THE DARK GREEN LEAVES TURN AN ATTRACTIVE YELLOW IN THE FALL, AND THE BARK AND BUDS ARE ORNAMENTAL IN WINTER.

VARIETIES:

-'EMERALD AVENUE' (EMERALD AVENUE EUROPEAN HORNBEAM): 40HX30W

DEEP GREEN, HANDSOMELY CORRUGATED LEAVES GIVE COOL SUMMER SHADE. FOLIAGE TURNS GOLDEN-YELLOW IN AUTUMN. TOLERANT TO HEAT AND DROUGHT. WELL ADAPTABLE.


-'FASTIGIATA' (COLUMNAR EUROPEAN HORNBEAM): 35HX25W

SMALL-LEAFED, NARROW DENSE, UPRIGHT TREE WITH A FORMAL APPEARANCE BECOMES MORE PYRAMIDAL WITH AGE. RESISTANT TO HEAT AND DROUGHT. RELATIVELY FREE OF DISEASE AND INSECTS. MAKES AN EXCELLENT STREET TREE WITH NICE YELLOW FALL COLOR.



CARPINUS BETULUS CONTINUED:

-'FRANS FONTAINE' (FRANS FONTAINE HORNBEAM): 50HX20W
 DROUGHT TOLERANT WHEN ESTABLISHED. SIMILAR TO FASTIGIATA. FAINT DIFFERENCE IS FRANGS FONTAINE RETAINS ITS SLEEK, COLUMNAR FORM. FOLIAGE IS A RICH GREEN THAT BECOMES GOLDEN-YELLOW IN THE FALL.



-'PENDULA' (WEeping EUROPEAN HORNBEAM): 25HX15W
 DENSE, DARK GREEN CROWN WITH A FALL FOLIAGE THAT IS YELLOW AND ORANGE. TOLERATES VARIOUS SOIL CONDITIONS AND REQUIRES RELATIVELY LOW MAINTENANCE.



-'PYRAMIDALIS' (PYRAMIDAL EUROPEAN HORNBEAM): 35HX25W
 LOW MAINTENANCE TREE; EASILY GROWN IN WELL-DRAINED SOIL. HAS A PYRAMIDAL TO OVATE CROWN WITH DARK GREEN LEAVES. LITTLE SUSCEPTIBILITY TO FOLIAR DISEASES. FALL FOLIAGE IS A YELLOW TO ORAGNE. PRODUCES FRUIT.



1.5"	1.75"	2"
\$169	\$199	\$279

CARPINUS CAROLINIANA (AMERICAN HORNBEAM): 30HX30W
 (ALSO COMMONLY CALLED BLUE BEECH, MUSCLEWOOD, OR IRONWOOD) SLOW GROWING, UNDERSTORY TREE WITH AN ATTRACTIVE GLOBULAR FORM. MATURE TRUNK AND BRANCHING EXHIBIT A DISTINCT MUSCLE-LIKE FLUTING. FOLIAGE IS DARK GREEN AND TURNS SHADES OF YELLOW, ORANGE AND RED IN THE FALL.



1.5"	1.75"	2"	2.5"	3"	3.5"	4"
\$169	\$199	\$239	\$319	\$399	\$459	\$499

CARYOPTERIS X CLANDONENSIS (BLUE MIST BLUEBEARD) - 3HX3W
 THESE PLANTS CAN TAKE WORST OF THE HOT SUMMER AND STILL MANAGE TO PERFORM WELL. THEY OFFER DEPENDABLE FOLIAGE AND PRETTY BLUE FLOWERS FROM MID TO LATE SUMMER. LOW-GROWING, FINELY-TEXTURED MOUNDS THAT ARE DEER-RESISTANT.

#2	#3
\$24.50	\$32.50

CATALPA SPECIOSA (NORTHERN CATALPA) - 60HX40W
 TOLERATES VARIOUS SOIL CONDITIONS AND SEASONAL FLOODING. THE NARROW OVAL CROWN IS USUALLY IRREGULAR SHAPED. FOLIAGE IS LIGHT GREEN TO YELLOW-GREEN, TURNING YELLOW IN FALL. WHITE FLOWERS WITH PURPLE AND YELLOW INNER SPOTTING APPEAR LATE SPRING AND LOOK LIKE ORCHIDS (BELL SHAPED).



2"
\$239

CELTIS OCCIDENTALIS (COMMON HACKBERRY) - 70HX40W
 A LARGE, RAPIDLY GROWING SHADE TREE. UPRIGHT OVAL GROWTH HABIT. HAS GREEN SUMMER FOLIAGE THAT CHANGES TO YELLOW IN FALL. RESISTANT TO ENVIRONMENTAL CONDITIONS INCLUDING DROUGHT, WIND, AND HEAT.



1.5"	2"	2.5"	3"	3.5"	4"	4.5"	5"	5.5"	6"
\$169	\$239	\$289	\$359	\$399	\$459	\$499	\$549	\$599	\$699

CERCIDIPHYLLUM JAPONICUM (KATSURA TREE) - 50HX40W
 UPRIGHT AND PYRAMIDAL SHAPE. LOW BRANCHING SOMETIMES GIVES MULTI-STEMMED LOOK. WHEN MATURED THE CROWN BECOMES ROUNDED WITH BLUISH GREEN FOLIAGE. FALL COLOR IS YELLOW OR APRICOT ORANGE.

VARIETIES:

- 'PENDULUM' (WEeping KATSURA TREE) - 20HX15W
 AN EYE-CATCHING SPECIMEN WITH DENSE, WEeping BRANCHES. FOLIAGE IS A BEAUTIFUL BLUE-GREEN THAT TURNS BRIGHT YELLOW IN FALL.



CERCIDIPHYLLUM JAPONICUM (KATSURA TREE) CONTINUED

- 'ROTFUCHS' (RED FOX KATSURA TREE): 20HX15W

LEAVES EMERGE AS A DEEP BURGUNDY PURPLE WITH YELLOW GREEN VEINING AND WHITE MARGINAL TEETH. LEAF COLOR FADES TO A BLUE GREEN IN MID-SUMMER, CHANGING TO GOLD, ORANGE-RED IN FALL.

1.5"	1.75"	2"
\$169	\$229	\$279



CERCIS CANADENSIS (EASTERN REDBUD) - 30HX25W

STUNNING TREE WITH AN OPEN HABIT. BLOOMS EARLY SPRING, BEGINNING WITH A PURPLISH-RED TINT AND OPEN TO A PURPLISH-PINK COLOR. HAS HEART SHAPED LEAVES AND YELLOW AUTUMN COLORED FOLIAGE.



VARIETIES:

-'ALBA' (WHITE): 20HX25W

A FOLIAGE OF MEDIUM GREEN COVERS OPEN SPREADING CROWN. WHITE PROFUSE SPRING FLOWER ON BARE BRANCHES.

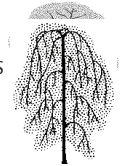


-'COVEY' (LAVENDAR TWIST): 6HX8W

ROSY PINK FLOWERS COVER BARE BRANCHES IN THE SPRING. BEAUTIFUL WEEPING HABIT WITH DENSE UMBRELLA SHAPED CHOWN. HAS DARK GREEN LEAVES IN SUMMER

-'FOREST PANSY' (FOREST PANSY): 20HX15W

BEAUTIFUL LANDSCAPE TREE, VALUED FOR ITS BRILLIANT SCARLET-PURPLE COLOR WHEN YOUNG AND MAROON COLOR WHEN MATURE. HAS ROSY-PINK FLOWERS ON BARE BRANCHES THAT BRIDGE THE GAP BETWEEN WINTER AND SPRING!



-'PINK HEARTBREAKER': 15HX10W

BRILLIANT SPRING PINK BLOOM WITH STRONGER AND WIDER SPREADING BRANCHES THAN COVEY. SUMMER FOLIAGE IS GREEN THAT TURNS RED IN FALL.

SINGLE STEM

1.5"	1.75"	2"	2.5"	3"	3.5"	4"	4.5"	5"	5'	6'	8'
\$169	\$199	\$239	\$279	\$349	\$399	\$449	\$499	\$599	\$149	\$189	\$249

MULTI STEM

CHAMAECYPARIS NOOTKATENSIS 'PENDULA' (WEeping ALASKAN CEDAR) - 30HX10W

MEDIUM TO LARGE SIZE PYRAMIDAL EVERGREEN THAT HAS DROOPING BRANCHLETS WHICH DRAPE FROM SPREADING AND UPCURVED BRANCHES. SCALE-LIKE FOLIAGE, ROUNDED SEED CONES, GRAY BARK THAT PEELS IN SCALE LIKE FASION. GROWN WELL IN MEDIUM SOIL MOISTURE LIKE ALONG STREAMS AND RAVINES. PREFERS FULL SUN TO PARTIAL SHADE. GREAT ACCENT SPECIMEN

#7/3'	#10/4'	#15/5'	10'	12'	14'	16'
\$89	\$169	\$199	\$389	\$419	\$499	\$699



CHAMAECYPARIS PISIFERA 'FILIFERA AUREA NANA' (GOLD MOP FALSECYPRESS) - 4HX4W

HARDY EVERGREEN CONIFER FORMS A DELICATE, GOLDEN LACEY MOUND IN THE GARDEN. NEW GROWTH EMERGES BRIGHT GOLDEN YELLOW AND HOLDS COLOR THROUGHOUT THE YEAR, SLOWLY FADING IN AUTUMN. OLDER FOLIAGE PROVIDES A DARK GREEN CONTRAST, DRAWING ATTENTION TO THE THREAD-LIKE GOLDEN NEW GROWTH. THE GRACEFUL MOUNDING HABIT CREATES A WATERFALL-LIKE EFFECT AND LOOKS LOVELY WHEN COMBINED WITH BOULDERS AND IN ROCKERIES.

#2	#3	#5
\$29.50	\$37.50	\$59



CLETHRA ALNIFOLIA (SUMMERSWEET)

UPRIGHT, SUCKERING SHRUB HAS FRAGRANT, WHITE OR PINK TERMINAL FLOWER SPIKES IN LATE SUMMER. THE BLOOMS LOOK LIKE BOTTLE BRUSHES AND ATTRACT BUTTERFLIES AND BEES. LEAVES TURN A PLEASANT YELLOW IN AUTUMN.

VARIETIES:

-‘HUMMINGBIRD’: 4HX5W

FLUFFY BOTTLE-BRUSH FLOWER, CREAMY WHITE

-‘RUBY SPICE’: 6HX5W

SUMMER FLOWER, PINK, FRAGRANT, DARK GREEN LEAF

-‘SUGARTINA’/‘CRYSTALINA’: 3HX3W

FRAGRANT, WHITE, MID-SUMMER FLOWERS, YELLOW FALL FOLIAGE COLOR

-‘VANILLA SPICE’: 6HX5W

FRAGRANT SUMMER BLOOM WITH EXTRA-LARGE WHITE FLOWERS

#2	#3
\$28.5	\$36.50

CORNUS ALBA (TATARIAN DOGWOOD)

RAPID-GROWING, MULTI-STEMMED, SUCKERING, DECIDUOUS SHRUB. TYPICALLY MATURES TO 8-10’ TALL. CREAMY WHITE FLOWERS IN FLAT-TOPPED CLUSTERS BLOOM IN LATE SPRING. FLOWERS GIVE WAY TO BERRIES WHICH ARE ATTRACTIVE TO BIRDS. GOOD YEAR ROUND APPEAL.

VARIETIES:

-‘BAILHALO’ (IVORY HALO): 6HX6W

NOTED FOR COMPACT SIZE, LARGE VARIEGATED, WHITE-EDGED LEAVES AND BRIGHT RED TWIGS IN WINTER. GROWS IN ANY SOIL TYPE WITH ADEQUATE MOISTURE AND FULL SUN TO PART SHADE.

-‘BUDS YELLOW’ (YELLOWTWIG): 8HX7W

STUNNING FALL COLOR, ATTRACTIVE WHITE BERRIES MID-SUMMER, AND CHEERY YELLOW STEMS IN WINTER. VIGOROUS AND ADAPTABLE, FORMING A THICKET OF UPRIGHT, SUNNY YELLOW STEMS.

-‘ELEGANTISSIMA’ (VARIEGATED RED TWIG): 8HX5W

VARIEGATED LEAVES, ATTRACTIVE BERRIES, STUNNING FALL COLOR AND SHOWY RED STEMS IN WINTER. VIGOROUS AND ADAPTABLE. NATURALLY FORMS A THICKET OF UPRIGHT, BLOOD RED STEMS. WHITE BERRIES ARE OFTEN TINGED BLUE OR GREEN. BEST COLOR IN FULL SUN.

-‘FARROW’ (ARCTIC FIRE): 4HX4W

DWARF, DENSE, REDTWIG CULTIVAR. EARLY SPRING BLOOMS OF WHITE FLOWERS THAT YIELD WHITE BERRIES. SUMMER GREEN FOLIAGE TURNS RED IN FALL. TOLERATES A VARIETY OF SOIL CONDITIONS.

-‘LITTLE REBEL’: 4HX4W

SLOW GROWING, COMPACT SHRUB WITH DENSE GREEN FOLIAGE THAT STAYS A CRISP GREEN THROUGHOUT THE SUMMER. FALL BRINGS MAROON FOLIAGE AND THE ONCE GREEN STEMS TURN A FIERY RED FOR THE WINTER MONTHS. WELL SUITED TO A WIDE RANGE OF SOIL CONDITIONS. SHADE TOLERANT, BUT STAYS MORE COMPACT IN SUNNY LOCATIONS.

-‘REGNZAM’ (RED GNOME): 4HX4W

VERY COMPACT RED TWIGGED DOGWOOD, WITH SLENDER, DEEP GREEN LEAVES TINGED WITH RED WHICH TURN CRIMSON RED IN THE FALL. CLUSTERS OF WHITE FLOWERS BLOOM IN MID SPRING YIELD SMALL BLUE FRUITS THAT RIPEN MID TO LATE FALL, ATTRACTING HUNGRY BIRDS.

-‘SIBIRICA’ (RED TWIG): 6HX4W

CURRENT YEAR’S GROWTH FEATURES OUTSTANDING CORAL-RED BRANCHES ON A MULTI-STEMMED SHRUB. YELLOWISH-WHITE FLOWERS ARE FOLLOWED BY SMALL BLUE BERRIES.

#2	#3	#5
\$28.50	\$36.50	\$59

CORNUS FLORIDA (FLOWERING DOGWOOD) - 25HX25W

AN EXCELLENT LANDSCAPE CHOICE IN ALL FOUR SEASONS. FLOWERS ARE SHOWY IN SPRING. LEAVES TURN RED-PURPLE IN FALL. GLOSSY RED FRUITS ATTRACT WINTER SONGBIRDS. LIKES PARTIAL SHADE; MOIST, ACID, AND WELL-DRAINED SOIL. FOUR SEASONS OF INTEREST.



VARIETIES:

-**'CHEROKEE CHIEF': 25HX25W**, RUBY-RED FLOWERS IN SPRING. NEW LEAVES EMERGE BRONZE AND MATURE TO GREEN TURNING BURGUNDY IN FALL. THE RED FRUIT CLINGS TO BARE BRANCHES IN WINTER. HAS LOW GRACEFUL BRANCHING HABIT.



-**'CLOUD NINE': 30HX30W**, KNOWN FOR SHOWY OVERLAPPING WHITE ABUNDANT STAR LIKE FLOWERS, BLOOM EARLY SPRING. LIGHT GREEN FOLIAGE TURNS RUST RED IN FALL. YIELDS GLOSSY RED BERRIES.

#5
\$89

CORNUS KOUSA (KOUSA DOGWOOD) - 30HX30W

SHOWY, VASE SHAPED, SMALL FLOWING TREE OR MULTI-STEMMED SHRUB. LARGE LEAF LIKE FLOWERS SURROUND THE TRUE FLOWERS, THAT BLOOM LATE SPRING. FLOWERS YIELD BERRIES THAT PERSISTS INTO FALL. DARK GREEN FOLIAGE TURNS ATTRACTIVE SHADES OF RED-PRUPLE IN FALL. MORE DISEASE RESISTANCE AND COLD HARDY THAN FLOWERING DOGWOOD.



VARIETIES:

-**'CHINENSIS': 25HX25W**, WHITE FLOWER BRACTS COVER THIS SMALL TREE LATER IN THE SEASON THAN OTHER DOGWOODS. ITS DENSE HORIZONTAL LIMB STRUCTURE FORMS A ROUNDED CROWN AS THE TREE MATURES.



-**'CHINENSIS SATOMI': 20HX20W**, UPRIGHT FORM WITH HORIZONTAL SPREADING BRANCHES AND LIGHT TO DARK PINK FLOWERS DEPENDING ON PLANTING PLACEMENT. ATTRACTIVE RED FRUITS MATURE IN FALL.



-**'SUMMER FUN': 15HX15W**, MULTI-SEASONAL INTEREST WITH VARIEGATED FOLIAGE OF PINK AND WHITE THROUGH A GREY GREEN FOLIAGE THAT CHANGES TO RED-ORANGE WITH PINK THOUGHTOUT IN THE FALL. WHITE FLOWERS EMERGE LATE SPRING.

1.5"	2"	4'	5'	6'	7'
\$189	\$209	\$129	\$159	\$179	\$229

CORNUS SERICEA 'BAILADELINE' (FIRE DANCE DOGWOOD) - 6HX6W

THIS COMPACT, UNIFORM DOGWOOD STARTS WITH WHITE FLOWERS IN THE SPRING THAT YIELD PRETTY WHITE BERRIES. IN THE FALL THE LEAVES TURN RED-PURPLE. IN WINTER, LOOSES ITS LEAVES, REVEALING RED COLORED STEMS.

#2	#3	#5
\$28.50	\$36.50	\$59

CORNUS STOLONIFERA 'ARCTIC FIRE' (ARCTIC FIRE DOGWOOD) - 4HX4W

DWARF, COMPACT VARIETY IS GREAT FOR SMALLER GARDENS AND RESIDENTIAL LANDSCAPES. BRIGHT RED STEMS IN WINTER. TOLERANT OF A VARIETY OF SOIL AND LIGHT CONDITIONS.

#2	#3	#5
\$28.50	\$36.50	\$49

CORNUS X RUTGERSENSIS (STELLAR PINK DOGWOOD) - 30HX30W

HYBRID CULTIVAR THAT IS KNOWN FOR ITS VIOUROUS GROWTH, LARGE BRACED FLOWERS. SMALL YELLOW GREEN FLOWERS ARE SURROUNDED BY SHOWY PINK BRACTS. DARK GREEN LEAVES TURN SHADES OF PURPLE AND RED IN FALL. STERILE VARIETY (DOES NOT PRODUCE FRUIT).

6-7'
\$189

COTINUS COGGYGRIA (SMOKE TREE)

UPRIGHT, LOOSE-SPREADING, MULTI-STEMMED, DECIDUOUS SHRUB. IT GETS ITS COMMON NAME FROM THE BILLOWY HAIRS ATTACHED TO ELONGATED STALKS ON THE SPENT FLOWER CLUSTERS WHICH TURN A SMOKEY PINK TO PURPLISH PINK IN SUMMER, THUS COVERING THE TREE WITH SMOKE-LIKE PUFFS THROUGHOUT SUMMER. FALL COLOR IS VARIABLE, BUT AT ITS BEST PRODUCES ATTRACTIVE SHADES OF YELLOW, ORANGE, AND PURPLISH-RED.

VARIETIES:

-'ANCOT' (GOLDEN SPRIT): 15HX15W

SPECTACULAR FOLIAGE EMERGES LIME GREEN AND MATURES TO BRILLIANT GOLD THEN CHANGES TO CORAL/ORANGE/RED IN FALL.

-'PURPLE SUPREME': 15HX15W

DARK PURPLE RED FOLIAGE TURNS A BRICK RED IN FALL. PINK-RED FLOWER CLUSTERS BLOOM LATE SPRING

-'ROYAL PURPLE': 15HX12W

USUALLY MULTI-STEMMED SHRUB FORMING AN URN-SHAPED PLANT AT MATURITY. BEAUTIFUL DEEP PURPLE-RED LEAVES HOLD THEIR COLOR THROUGHOUT THE SUMMER. TINY YELLOW FLOWERS

-'VELVETEENY': 3HX3W

PETITE FORM OFFERS SMOOTH PURPLE FOLIAGE AND FEATHERY PLUMES. GROWS WELL IN AVERAGE, WELL-DRAINED SOIL CONDITIONS AND REQUIRES LITTLE TO NO PRUNING.

-'WINECRAFT BLACK': 5HX5W

THIS DWARF VARIETY OFFERS DARK PURPLE FOLIAGE THAT TURNS ALMOST BLACK IN SUMMER'S HEAT. FALL FOLIAGE IS BRIGHT ORANGE/RED

#3	#5	#7
\$39.50	\$49	\$69

COTONEASTER APICULATUS (CRANBERRY COTONEASTER) - 3HX6W

SUPERB LOW HEDGE OR GROUND COVER FORMED BY SPREADING BRANCHES THAT DISPLAY AN INTERESTING HERRINGBONE PATTERN. SMALL, PINK FLOWERS IN SPRING ARE FOLLOWED BY LARGE, BEAUTIFUL RED BERRIES THAT BRIGHTEN THE WINTER LANDSCAPE.

VARIETIES:

-'TOM THUMB' - 2HX5W; DWARF, FEATURING WHITE FLOWERS, YIELDING RED BERRIES

#2	#3
\$24.50	\$34.50

COTONEASTER HORIZONTALIS (ROCKSPRAY COTONEASTER) - 1.5HX6W

COOL FALL TEMPERATURES BRING A BRILLIANT FLUSH OF COLOR TO FINELY TEXTURED, GLOSSY FOLIAGE. HIGHLY ORNAMENTAL RED BERRIES ON THIS EXCELLENT, SPREADING GROUND COVER WITH THICK INTERTWINING, ARCHING BRANCHES. TOUGH, EASY AND ADAPTABLE, WITHSTANDING POOR SOILS AND DROUGHT, WHEN ESTABLISHED.

#2	#3
\$24.50	\$34.50

CRATAEGUS PHAENOPYRUM 'LUSTRE' (WESTWOOD HAWTHORN) - 30HX30W

A CULTIVAR OF WASHINGTON HAWTHORN. DENSE THORNY BRANCHING WITH DARK GREEN FOLIAGE IN SUMMER TURNS TO AN ORANGE-RED COLOR IN FALL.

1.5"
\$169



CRATAEGUS VIRIDIS 'WINTER KING' (WINTER KING HAWTHORN) - 25HX25W
 THORNLESS BROADLY OVAL SHAPED HAWTHORN. HAS WHITE FLOWERS, BRIGHT RED
 FRUIT, AND YELLOW FALL COLOR. ONE OF THE MOST RESISTANT HAWTHORN SPECIES.



1.5"	2"	2.5"	3"	3.5"	4"
\$169	\$239	\$279	\$339	\$389	\$449

DAPHNE X BURKWOODII 'CAROL MACKIE' (CAROL MACKIE DAPHNE) - 3HX4W

KNOWN FOR INTENSE FRAGRANT FLOWERS AND OUTSTANDING VARIEGATED FOLIAGE. GRAYISH-
 GREEN LEAVES HAVE CREAM EDGES. THIS DENSE, SLOWGROWING SHRUB HAS A ROUNDED FORM.
 PALE PINK FLOWERS FORM IN CLUSTERS, BLOOM LATE SPRING, YIELD TINY RED FRUIT IN FALL.

#7
\$59

DAPHNE X BURKWOODII 'LUNAR ECLIPSE' (LUNAR ECLIPSE DAPHNE) - 3HX3W

EXTREMELY FRAGRANT LIGHT PINK-WHITE FLOWER CLUSTERS BLOOM MID SPRING. FOLIAGE IS
 VARIEGATED LEAVING GREEN LEAVES WITH BUTTERY YELLOW EDGES WHICH DO NOT CHANGE TO
 AN ATTRACTIVE FALL COLOR.

#3
\$45

DEUTZIA GRACILIS 'CHARDONNAY PEARLS'(CHARDONNAY PEARLS DEUTZIA) - 5HX5W

ADD SEASON LONG COLOR TO THE GARDEN WITH THIS EASY GROWING, BRIGHT BEAUTY!
 NUMEROUS PEARL-LIKE BUDS OPEN TO ATTRACTIVE WHITE FRAGRANT FLOWERS IN SPRING.
 WHEN THE FLOWERS FADE, IT CONTINUES TO SHINE WITH ITS BRIGHT YELLOW FOLIAGE.

#2	#3
\$26.50	\$36.50

DEUTZIA GRACILIS 'NIKKO' (DWARF NIKKO DEUTZIA) - 2HX5W

A WONDERFUL SPRING ACCENT BECOMES QUITE SHOWY WHEN COVERED BY DOUBLE BLOOMS.
 LOW GROWING DWARF SHRUB, BRIGHT GREEN LEAVES ON ARCHING BRANCHES DISPLAY DEEP
 BURGUNDY FALL COLOR.

#2	#3
\$26.50	\$36.50

DEUTZIA X 'YUKI CHERRY BLOSSOM' (YUKI CHERRY BLOSSOM DEUTZIA) - 2HX2W

FRAGRANT, CHERRY BLOSSOM FLOWERS ARE CREAMY WHITE BRUSHED WITH MAGENTA
 MARKINGS ON THE OUTER SURFACE OF THE DELICATE PETALS, ILLUMINATING DARK GREEN
 FOLIAGE IN SPRING. LOW GROWING SPREADING SHRUB. DEEP BURGUNDY FALL FOLIAGE.

#2	#3
\$26.50	\$36.50

DEUTZIA 'YUKI SNOWFLAKE' (YUKI SNOWFLAKE DEUTZIA) - 2HX2W

ELEGANT PURE WHITE FLOWERS IN SPRING COVERS THIS VERY COMPACT AND MOUNDED SHRUB
 EACH SPRING. DARK GREEN LEAVES TURN BURGUNDY IN FALL.

#2	#3
\$26.50	\$36.50

EUONYMUS ALATUS 'COMPACTUS' (DWARF BURNING BUSH) - 8HX8W

SENSATIONAL ACCENT OR HEDGE SPECIMEN. DESIRED FOR THE INTENSE SCARLET RED FALL
 COLORING. INTERESTING COMPACT, MOUNDED FORM DISPLAYS ATTRACTIVE RICH GREEN LEAVES
 SPRING THROUGH SUMMER.

#2	#3	#5	#7
\$32.50	\$36.50	\$48	\$79

EUONYMUS FORTUNEII (WINTERCREEPER)

DENSE, BROADLEAF TO SEMI-EVERGREEN PLANT THAT COMES IN A VARIETY OF FORMS. FOLIAGE REMAINS ALL YEAR ROUND. TOLERANT OF A WIDE RANGE OF TEMPERAUTES.

VARIETIES:

-**BLONDY: 2HX2W,**
BRIGHT YELLOW LEAVES WITH DARK GREEN MARGINS

-**EMERALD GAIETY: 4HX6W,**
DEEP GREEN LEAVES, WHITE EDGES, TINGED PINK IN WINTER

EUONYMUS FORTUNEII CONTINUED:

-**EMERALD GOLD SPLASH: 2HX2W,**
LARGE ROUND LEAVES ARE SOFT GREEN AND YELLOW

-**EMERALD'N GOLD: 2HX2W,**
BRIGHT GREEN LEAVES WITH GOLD EDGES TURN PINK IN FALL

-**MOONSHADOW: 3HX5W,**
DARK GREEN MARGINS WITH LARGE YELLOW CENTER,

-**SUNSPOT: 3HX6W,**
DARK GREEN LEAVES WITH YELLOW SPOTS.

#2	#3
\$29.50	\$36.50

FAGUS SYLVATICA (COMMON/EUROPEAN BEECH)

LOW MAINTENANCE SHADE TREE HAS DENSE UPRIGHT ROUNDED-OVAL CROWN. SIMILAR TO THE AMERICAN BEECH. HAS A SMALLER SIZE AND DARKER BARK. LEAVES ARE DARK GREEN WITH WAVY TOOTHLESS MARGINS. FLOWERS BECOME ENCLOSED BY A WOODY SHELL FORMING A SPINY NUTS. RELATIVELY LITTLE MAINTENANCE IS REQUIRED.

VARIETIES:

-**'ASPENIFOLIA' (FERNLEAF): 25HX10W**
MUSCULAR BRANCHES WITH FERN-LIKE GREEN FOLIAGE. AUTUMN FOLIAGE COLOR TURNS A GOLDEN BROWN. SOIL TOLERANT.

-**'DAWYCK PURPLE': 40HX12W**
PURPLE LEAF FORM. HOLDS ITS PURPLE LEAF COLOR WELL IN THE SUMMER. YELLOW GREEN FLOWERS BLOOM MID-LATE SPRING.

-**'ROTUNDIFOLIA' (ROUND LEAF): 40HX30W**
SHINY, ROUNDED DARK GREEN LEAVES THAT ARE NOTABLY DIFFERENT FROM THIS SPECIES. LEAVES EMERGE LIGHT GREEN IN SPRING, MATURE TO THE DARK GREEN, TURN A HARVEST GOLD IN FALL.

2"	2.5"	3"	3.5"
\$299	\$349	\$399	\$469



FORSYTHIA X 'COURTASOL' - SHOW OFF (GOLD TIDE FORSYTHIA) - 2HX4W

BRILLIANT YELLOW FLOWERS BLOOM EARLY SPRING. DWARF CULTIVAR NOTED FOR COMPACT SPREADING SHAPE. EARLY BLOOM MAKES THIS SHRUB A TRUE HARBINGER OF SPRING.

VARIETIES:

-**'SHOW OFF SUGAR BABY': 2.5HX3W,** VERY COMPACT, DWARF VARIETY, YELLOW FLOWERS

-**'SHOW OFF STARLET': 3HX3W,** DWARF VARIETY WITH IMPROVED FLOWER DISPLAY

#2	#3	2-3'	3-4'	4-5'
\$32.50	\$36.50	\$32.50	\$38.50	\$48

FORSYTHIA X INTERMEDIA 'LYNWOOD GOLD' (FORSYTHIA) - 9HX9W

DROUGHT TOLERANT SHRUB WITH UPRIGHT BRANCHING AND BRILLIANT YELLOW FLOWERS BLOOM EARLY SPRING BEFORE THE LEAVES EMERGE.

#2	#3
\$26.50	\$34.50

FORSYTHIA X 'MEADOWLARK' (MEADOWLARK FORSYTHIA) - 8HX10W

BRILLIANT YELLOW FLOWERS BLOOM EARLY SPRING. HARDEST OF ALL FORSYTHIAS WITH BUD SET AT EXTREMELY COLD TEMPERATURES. FAST GROWING WITH A SEMI-ARCHING HABIT.

#3
\$36.50

FOTHERGILLA GARDENII (FOTHERGILLA) - 4HX4W

VALUABLE PLANT USED FOR HEDGES AND BORDERS. ATTRACTIVE IN 3 SEASONS; FRAGRANT SHOWY SPRING FLOWERS, GREEN LEAVES IN SUMMER AND BRILLIANT YELLOW, RED, ORANGE FALL COLOR. LOW, DENSE, BUSHY SHRUB.

FOTHERGILLA GARDENII 'MOUNT AIRY' (DWARF FOTHERGILLA) - 5HX5W

HYBRID CULTIVAR WITH FRAGRANT WHITE FLOWERS THAT BLOOM IN SPRING AFTER DARK GREEN FOLIAGE EMERGES. FOLIAGE TURNS SHADES OF YELLOW, ORANGE, AND RED IN FALL.

#2	#3
\$28.50	\$45

GINKGO BILOBA (GINKGO TREE)

TREE WITH FAN SHAPED LEAVES. FOLIAGE IS RICH GREEN IN THE SUMMER THAT TURNS BRIGHT YELLOW IN FALL. FEMALE FORM PRODUCES POTENT FRUIT LIKE SEEDS. MALE FORM PRODUCES NO FRUIT.

VARIETIES:

-'AUTUMN GOLD': 40HX25W

ALL MALE CULTIVAR. CROWN IS SYMMETRICAL AND BROADLY SPREADING. FALL FOLIAGE IS A UNIFORM GOLDEN/YELLOW THAT LASTS.

-'GOLDEN COLONNADE': 45HX15W

NARROW, OVAL, UPRIGHT FORM. MALE CULTIVAR. FOLIAGE IS GREEN THAT TURNS BRIGHT YELLOW IN FALL. LOW MAINTENANCE.

-'MAGYAR': 50HX30W

MALE CULTIVAR WITH STRONG UPRIGHT FORM. SLIGHTLY BROADER FORM THAN PRINCETON SENTRY. GREEN LEAVES TURN A YELLOW GOLD IN FALL.

-'PRINCETON SENTRY': 40HX15W

NARROW COLUMNAR MALE CULTIVAR. LEAVES TURN A GOLDEN YELLOW IN FALL AND LAST A COUPLE WEEKS UNTILL THEY DROP QUICKLY.

1.5"	1.75"	2"
\$169	\$249	\$289

GLEDITSIA TRIACANTHOS (HONEYLOCUST)

TALL, ROUNDED CROWN PRODUCES SHOWY WHITISH GREEN-YELLOW FLOWERS, BLOOMING LATE SPRING, AND DARK PRUPLE-BROWN SEED PODS. SMALL GREEN LEAFLETS TURN AN EXCELENT YELLOW IN FALL. TOLERANT TO VARIOUS SOIL MOISTURES.

VARIETIES:

-'DRAVES' (STREET KEEPER): 45HX20W

NARROW FORM IS A STURDY ACCENT OR STREET TREE WITH A HIGH CANOPY.

-'INERMIS' (IMPERIAL): 40HX30W

THIS THORNLESS AND ALMOST SEEDLESS VARIETY HAS A COMPACT FORM. TOLERANT OF JUGLANS. GOOD STREET TREE.



GLEDITSIA TRIACANTHOS (HONEYLOCUST) CONTINUED

-'SHADEMASTER': 60HX35W

THIS EASY TO GROW TREE WHICH HAS A SYMMETRICAL FORM WITH ASCENDING BRANCHES. FOLIAGE REMAINS GREEN LONGER THAN OTHER HONEYLOCUST.

-'SKYLINE': 70HX35W

IS A TOUGH THORNLESS TREE THAT CASTS A LIGHT SHADOW.

-'SUNBURST': 50HX35W

STRONG PYRAMIDAL CROWN WITH GOLDEN TO BRIGHT GREEN LEAVES MAKE THIS TREE STAND OUT. WITHSTANDS EXTREME HEAT AND COLD.



1.5"	1.75"	2"	2.5"	3"	3.5"	4"	4.5"	5"	5.5"	6"	6.5"
\$169	\$199	\$239	\$279	\$359	\$449	\$599	\$649	\$699	\$749	\$799	\$899

GYMNOCLADUS DIOICA (KENTUCKY COFFEE TREE) - 70HX50W

CROWN IS OVAL WITH LEAFLETS THAT ARE BLUE TO GREEN IN THE SUMMER AND TURN AN UNDISTINGUISHED YELLOW IN FALL. IN THE LATE SPRING GREENISH WHITE FLOWERS EMERGE AND GIVE WAY TO REDDISH BROWN FLAT PODS WHICH LAST THROUGH WINTER.

1.5"
\$169



HAMAMELIS VERNALIS (OZARK WITCH HAZEL) - 10HX15W

A SMALL TREE OR LARGE SHRUB WITH MULTIPLE, CROOKED STEMS FORMING AN IRREGULAR, OPEN CROWN. BRIGHT GOLDEN YELLOW FLOWER CLUSTERS APPEAR LATE WINTER-EARLY SPRING. COLD HARDY AND TOLERATES POOR SOILS AND VARYING MOISTURE. PERFECT SPECIMEN FOR SCREENS, HEDGES, AND BORDERS.

3'
\$89



HAMAMELIS VIRGINIANA (COMMON WITCH HAZEL) - 20HX15W

LARGE SHRUB WITH AN IRREGULAR BRANCHING FORM. LARGE, ROUNDED, DARK-GREEN LEAVES OFTEN REMAIN INTO THE WINTER. FRUIT CAPSULES MATURE A YEAR AFTER FLOWERING. TOLERANT OF ROAD SALT AND CLAY SOIL. THIS IS A GREAT SPECIMEN PLANT OR FOR NATURALIZED LANDSCAPE.

#5	3'
\$59	\$89



HIBISCUS SYRIACUS (ROSE OF SHARON) - 12HX10W

VIGOROUS, UPRIGHT, VASE-SHAPED, MULTI-STEMMED, SHRUB THAT TYPICALLY GROWS 8-12' TALL. MAY BE TRAINED AS A SMALL TREE OR ESPALIER (BRANCHES GROW FLAT AGAINST A SUPPORT). SHOWY, HOLLYHOCK-LIKE, FLOWERS (TO 3" DIAMETER) APPEAR OVER A LATE SUMMER TO FALL BLOOM PERIOD.

VARIETIES:

-APHRODITE:

SINGLE, HEAVILY RUFFLED, CLEAR PINK BLOOMS WITH A RED EYE, NO SEED. DEEP GREEN FOLIAGE

-ARDENS:

EXTREMELY SHOWY, DOUBLE LILAC-PURPLE FLOWERS

SHRUB FORM		TREE FORM		
#2	#3	#3	#5	#7
\$32.50	\$42.50	\$42.50	\$89	\$129

HIBISCUS SYRIACUS (ROSE OF SHARON) CONTINUED

-AZURRI BLUE SATIN:

LONG-BLOOMING, TRUE-BLUE FLOWER WITH FEW TO NO SEEDS

-BLUE SATIN:

DENSE FORM WITH VIOLET BLUE FLOWERS

-BLUSHING BRIDE:

LARGE DOUBLE BLOOM PINK BLUSH FLOWERS

-CHIFFON SERIES:

LARGE, SINGLE FLOWERS WITH LACY CENTERS IN A VARIETY OF COLORS (BLUE | LAVENDER | PINK | WHITE)

-LIL' KIM: 4HX4W,

DWARF, LONG LASTING, CRISP, WHITE BLOOMS WITH BOLD, MAROON EYE

-LIL' KIM VIOLET: 4HX4W,

DWARF, STUNNING RED-VIOLET FLOWERS WITH A DEEP, RED EYE

-LUCY:

STUNNING DISPLAY OF DOUBLE REDDISH-FUCHSIA FLOWERS

-RED HEART:

OUTSTANDING LARGE WHITE FLOWERS WITH RED CENTERS

-ROSE SATIN:

LARGE, SINGLE ROSE-PINK FLOWERS WITH A RED EYE CENTER

-SANCHOYO:

EXOTIC, FULLY DOUBLE, PEONY-LIKE, DARK PINK FLOWERS

-WOODBIDGE:

LARGE, SINGLE DEEP PINK FLOWERS WITH A RED CENTER

SHRUB FORM

TREE FORM

#2	#3	#3	#5	#7
\$32.50	\$42.50	\$42.50	\$89	\$129

HYDRANGEA ANOMALA 'PETIOLARIS' (CLIMBING HYDRANGEA) - VINE 50-80'

VIGOROUS, CLIMBING VINE, CLINGS TO SURFACES BY AERIAL ROOTLETS. SLOW-GROWING SHRUBBY HABIT UNTIL ESTABLISHED, THEN LONG STEMS ARE PRODUCED. MAGNIFICENT LACE CAP FORM BLOOMS. DECIDUOUS.

#1	#2	#3
\$21	\$34.50	\$42.50

HYDRANGEA ARBORESCENS (SMOOTH HYDRANGEA)

HYDRANGEA ARBORESCENS, COMMONLY KNOWN AS SMOOTH HYDRANGEA OR WILD HYDRANGEA, IS A LOOSELY AND WIDELY BRANCHED DECIDUOUS SHRUB THAT TYPICALLY GROWS TO 3-6' TALL. IT IS NATIVE TO MOIST OR ROCKY WOODED SLOPES, RAVINES, STREAMBANKS AND BLUFF BASES FROM NEW YORK TO FLORIDA. BLOOMS ON NEW WOOD.

VARIETIES:

'ANNABELLE': 5HX6W,

NOTED FOR LARGE STERILE WHITE FLOWERS THAT BLOOM LATE SPRING EARLY SUMMER WITH A POTENTIAL FOR A DOUBLE BLOOM IN FALL.

'INVINCIBELLE'

'LIMETTA': 3HX3W,

AN IMPROVED DWARF WITH STRONG STEMS THAT HOLD FLOWERS UPRIGHT. LIME-GREEN FLOWERS IN EARLY SUMMER TURN SOFT GREEN-WHITE BEFORE TURNING JADE GREEN WHEN MATURE.

HYDRANGEA ARBORESCENS CONTINUED:

-'MINI MAUVETTE': 3HX3W,

DEEP PINK-MAUVE FLOWERS EARLY SUMMER THROUGH FROST. STURDY STEMS WON'T FLOP IN HEAVY RAIN

-'RUBY': 4HX3W,

DARK BURGUNDY RED FLOWERS BUDS OPEN TO TWO-TONED BRIGHT RUBY AND SILVERY-PINK FLOWER

-'SPIRIT II': 3HX3W,

CONTINUOUS PINK BLOOMS FROM MID-SUMMER TO FROST

-'WEE WHITE': 2HX2W,

THE ONLY DWARF PURE WHITE 'ANNABELLE' HYDRANGEA. NATURALLY GROWS AS A TIDY, ROUNDED MOUND. STURDY STEMS HOLD LARGE WHITE FLOWER CLUSTERS WITH ALL-SEASON BLOOM

-'INCREDIBALL': 5HX5W,

STUNNING, MASSIVE BLOOMS ARE HELD ON VERY STURDY STEMS FLOWERS EMERGE LIGHT GREEN TURNING WHITE BEFORE TURNING GREEN AGAIN. BLOOMS ON NEW WOOD SO EXCELLENT SHRUB FOR NORTHERN CLIMATES.

-'INCREDIBALL BLUSH': 5HX5W,

INCREDIBALL® BLUSH HYDRANGEA ADDS A NEW COLOR TO THE SERIES - A BEAUTIFUL SILVERY-PINK. THIS HYDRANGEA COMBINES THE ROCK-SOLID RELIABILITY OF THE CLASSIC 'ANNABELLE' HYDRANGEA WITH THE IMPROVED STEM STRENGTH, BODACIOUS BLOOMS, AND ENORMOUS FLOWERS OF THE INCREDIBALL SERIES.

#2	#3	#5
\$32.50	\$36.50	\$49

HYDRANGEA MACROPHYLLA (BIGLEAF HYDRANGEA)

ONE OF THE MOST WIDELY RECOGNIZED SPECIES OF HYDRANGEAS. IT BOASTS A PLENTIFUL NUMBER OF CULTIVARS. THE SPECIES IS DIVIDED INTO TWO GROUPS: THE "MOPHEADS" HAVE GLOBE-SHAPED FLOWERS MADE UP OF LARGE FLOWERS, AND THE "LACECAPS" HAVE FLATTENED FLOWER HEADS, FLOWER COLOR IS INFLUENCED BY SOIL PH.

VARIETIES:

-'BLOOMSTRUCK': 4HX4W,

FLORIFEROUS CROSS OF ENDLESS SUMMER AND TWIST 'N' SHOUT

-'BLUE ENCHANTRESS': 4HX4W,

REBLOOMING, PINK AND BLUE AGING TO CREAMY GREEN

-'BLUSHING BRIDE': 4HX4W,

REBLOOMING PURE WHITE THAT BLUSH PINK & CAROLINA BLUE

-'CHERRY EXPLOSION': 4HX4W,

UNIQUE CHERRY RED FLOWERS, LACECAP HYDRANGEA

-'CITYLINE MARS': 3HX3W,

DWARF, VARIEGATED FLOWER MAGENTA OR BLUE & WHITE

-'CITYLINE PARIS': 2HX3W,

DWARF BIG LEAF HYDRANGEA, DEEP RED FLOWERS

-'CITYLINE RIO': 3HX3W,

DWARF MOPHEAD WITH DEEPLY COLORED PURPLE & BLUE FLOWER

-'CITYLINE VIENNA': 2HX2W,

DWARF MOPHEAD WITH VIBRANT PINK & BLUE FLOWER

#2	#3	#5
\$32.50	\$36.50	\$49

HYDRANGEA MACROPHYLLA CONTINUED

-'ENDLESS SUMMER': 4HX4W,
ORIGINAL REBLOOMER, BLOOMING ON NEW AND OLD WOOD

-'L.A. DREAMIN': 5HX6W,
VIGOROUS BLOOMER OF PINK, LAVENDER AND BLUE FLOWERS

-'LET'S DANCE RAVE': 3HX3W,
RICH VIOLET-PURPLE TO PINK BLOOMS. RELIABLE REBLOOMER.

-'LET'S DANCE RHAPSODY': 4HX4W,
VIOLET-PURPLE & PINK BLOOMS DEPENDING ON PH

-'PEPPERMINT SWIRL': 3HX3W,
MOPHEAD WITH SPECKLED PINK & BLUE FLOWERS

-'SUMMER CRUSH': 3HX3W,
DWARF. PROFUSION OF BIG RASPBERRY & NEON PURPLE BLOOMS.

-'TILT-A-SWIRL': 4HX4W,
LONG LASTING BLOOMS OF PINK AND SCARLET RED FLOWERS.

-'TWIST 'N' SHOUT': 4HX4W,
REBLOOMING LACECAP, DEEP PINK OR PERIWINKLE BLUE.

#2	#3	#5
\$32.50	\$36.50	\$49

HYDRANGEA PANICULATA (BIGLEAF HYDRANGEA)

PRODUCES GRACEFULLY ARCHING BRANCHES AND PYRAMIDAL CLUSTERS OF WHITE, THEN PINK-TINGED TO DUSKY PURPLE BLOSSOMS. CAN BE TRAINED INTO SINGLE STEM TREE FORM.

VARIETIES:

-'BOBO': 3HX3W
LARGE, CREAM COLORED BLOOMS MAY GET PINK HUE TOWARDS FALL

-'BOMBSHELL': 3HX4W
PETITE FORM, WITH ABUNDANT, WHITE FLOWERS

-'GRANDIFLORA': 12HX12W
VERY WINTER HARDY, BLOOMS ON CURRENT SEASON'S WOOD

-'LAVA LAMP FLARE': 3HX3W
LACY WHITE PANICLES QUICKLY CHANGE FROM WHITE-RED

-'LAVA LAMP MOONROCK': 5HX5W
CREAMY WITH LIME GREEN TO APPLE GREEN CENTER

-'LIMELIGHT': 8HX8W
MID-SUMMER CHARTREUSE BLOOMS THAT AGE TO PINK

-'LITTLE LIME': 4HX4W
DWARF FORM OF LIMELIGHT WITH SAME COLORING

-'LITTLE QUICK FIRE': 5HX4W
DWARF FORM OF QUICK FIRE WITH SAME COLORING

-'PEE GEE': 15HX15W
VERY LARGE WHITE FLOWERS AGING TO PINK

SHRUB FORM			TREE FORM		
#2	#3	#5	#7	#7FP	#15
\$32.50	\$36.50	\$49	\$109	\$99	\$159

HYDRANGEA PANICULATA (BIGLEAF HYDRANGEA)

-'PINK DIAMOND': 15HX15W

UPRIGHT, CONE SHAPED WHITE FLOWERS AGING TO PINK

-'PINKY WINKY': 8HX6W,

FLOWERS OPEN WHITE AND TURN PINK

-'QUICK FIRE': 8HX6W,

EARLY BLOOMER, WHITE FLOWERS TURNING PINK

-'TICKLED PINK': 5HX5W,

FRILLY WHITE BLOOMS TURNING ROSY-PINK

-'VANILLA STRAWBERRY': 7HX5W,

FLOWERS OPEN WHITE, AGE STRAWBERRY-PINK

SHRUB FORM

TREE FORM

#2	#3	#5	#7	#7FP	#15
\$32.50	\$36.50	\$49	\$109	\$99	\$159

HYDRANGEA QUERCIFOLIA (OAKLEAF HYDRANGEA)

UPRIGHT, BROAD-ROUNDED, MULTI-STEMMED, DECIDUOUS SHRUB THAT TYPICALLY GROWS 4-6' TALL. NOTED FOR PRODUCING PYRAMIDAL PANICLES OF WHITE FLOWERS IN SUMMER ON EXFOLIATING BRANCHES CLAD WITH LARGE, OAK-LIKE, DARK GREEN LEAVES.

VARIETIES:

-'GATSBY MOON': 8HX8W,

TIGHTLY PACKED PURE WHITE FLORETS CREATE VERY FULL, CONICAL PANICLES WITH A UNIQUE 'QUILTED EFFECT' THAT AGE TO GREEN. FOLIAGE HAS A WINE-RED FALL COLOR.

-'GATSBY PINK': 8HX8W,

LARGE SHOWY BLOOMS THAT QUICKLY TRANSFORM FROM PURE WHITE TO GLORIOUS PINK. DARK-GREEN FOLIAGE TURNS BURGUNDY-RED IN FALL.

-'PEE WEE': 4HX3W,

DWARF, WITH WHITE FLOWERS THAT FADE TO PINK. BRONZE, CRIMSON AND PURPLE FALL FOLIAGE, AND EXFOLIATING CINNAMON BARK.

-'RUBY SLIPPERS': 4HX4W,

WHITE FLOWERS AGING TO DEEP PINK. MAHOGANY FALL FOLIAGE.

-'SNOW QUEEN': 5HX6W,

LARGE, 6-8" LONG CLUSTERS OF WHITE FLOWERS TURN ROSE PINK. FOLIAGE TURNS DEEP RED-BRONZE IN FALL. EXFOLIATING TAN-BROWN BARK.

#2	#3	#5
\$32.50	\$36.50	\$49

HYDRANGEA SERRATA (MOUNTAIN HYDRANGEA)

SIMILAR TO BIG LEAF HYDRANGEA (H. MACROPHYLLA) EXCEPT IT IS A SMALLER MORE COMPACT SHRUB WITH SMALLER FLOWERS AND LEAVES. ROUNDED HABIT THAT TYPICALLY GROWS 2-4' TALL AND AS WIDE. FLOWERS APPEAR IN FLATTENED CLUSTERS IN LACECAP FORM.

VARIETIES:

-'TINY TUFF STUFF': 2HX2W,

REBLOOMER THAT IS EXTREMELY BUD-HARDY. PRODUCES ABUNDANT LACECAP FLOWERS THAT RANGE FROM BLUE TO PINK TO WHITE, ALL SOFT, DELICATE SHADES. PERFECT FOR REFINED GARDENS.

#2	#3	#5
\$32.50	\$36.50	\$49

HYDRANGEA SERRATA (MOUNTAIN HYDRANGEA) CONTINUED

-'TINY TUFF STUFF AH-HA': 3HX3W,

ONE OF THE MOST PROLIFIC REBLOOMING HYDRANGEAS WE'VE EVER SEEN. CONSTANTLY CREATING FLOWER BUDS ON NEW GROWTH FOR A CONTINUOUS SUPPLY OF FABULOUS BLOOMS FROM EARLY SUMMER THROUGH FROST. BLOOMING PINK OR BLUE DEPENDING ON PH.

-'TINY TUFF STUFF RED': 3HX3W,

REBLOOMER, WITH FLOWERS THAT ARE A DEEP PINK-RED COLOR WHICH IS SET OFF BY LUSTROUS, DEEP GREEN FOLIAGE.

#2	#3	#5
\$32.50	\$36.50	\$49

ILEX GLABRA COMPACTA 'GEM BOX' (COMPACT INKBERRY HOLLY) - 2.5HX2.5W

THIS DWARF GROWER MAKES AN EXCELLENT HEDGE OR BORDER PLANT. THE DENSE TWIGGY HABIT DISPLAYS AN ABUNDANCE OF BLACK BERRIES THROUGH WINTER. EVERGREEN.

#3	#5
\$36.50	\$46.50

ILEX VERTICILLATA (WINTERBERRY) - 8HX8W

OVAL TO ROUNDED, DECIDUOUS SHRUB WITH RICH, DEEP GREEN FOLIAGE. BRIGHT RED BERRIES APPEAR FALL INTO WINTER. BEST FLOWER AND BERRY PRODUCTION IN FULL SUN. REQUIRES A MALE POLLINATOR FOR GOOD FRUITING.

ILEX VERTICILLATA (WINTERBERRY) VARIETIES:

-'RED SPRITE': 4HX4W,

EARLY FLOWERING, COMPATIBLE POLLINATOR FOR JIM DANDY

-'BERRY HEAVY': 7HX7W,

IMPROVED FRUIT SETTING COMPARED TO OLDER WINTERBERRIES

-'JIM DANDY': 6HX8W,

HARDY MALE WITH RICH DEEP GREEN FOLIAGE. EARLY FLOWER

-'SOUTHERN GENTLEMAN': 8HX8W,

HARDY MALE WITH RICH GREEN FOLIAGE. LATE FLOWER

#3
\$36.50

ITEA VIRGINICA (VIRGINIA SWEETSPIRE)

FRAGRANT SMALL WHITE FLOWERS; BLOOM LATE SPRING TO EARLY SUMMER. KNOWN FOR ITS FALL COLOR, SIMILAR TO BURNING BUSH, BUT NATIVE TO NORTH AMERICA AND POLLINATOR FRIENDLY! WILL TOLERATE WET CONDITIONS. GROWS IN FULL SUN TO FULL SHADE.

VARIETIES:

-'HENRY'S GARNET': 5HX6W,

BRILLIANT RED-PURPLE FALL FOLIAGE COLOR LASTS INTO WINTER TO MAKE THIS A STANDOUT IN THE LANDSCAPE. FRAGRANT FLOWERS ADD TO THE YEAR ROUND INTEREST.

-'LITTLE HENRY': 2'HX2.5'W,

DWARF CULTIVAR LIGHTLY SCENTED, PURE WHITE FLOWERS IN THE EARLY SUMMER. GREEN SUMMER FOLIAGE CHANGES TO A BRILLIANT MULTITUDE OF ORANGES AND REDS IN THE FALL. COMPACT, MOUNDED HABIT.

-'SCENTLANDIA': 3HX3W,

DWARF CULTIVAR WITH A ROUNDED COMPACT HABIT. PRODUCES FRAGRANT, SMALL, WHITE FLOWERS THAT BLOOM LATE SPRING-EARLY SUMMER. FALL FOLIAGE TURNS SHADES OF BRIGHT ORANGE AND RED.

#2	#3
\$29.50	\$34.50

ILEX X MESERVEAE (BLUE HOLLY) - 8HX8W

NAMED FOR THE GLOSSY BLUE-GREEN LEAVES. IS A DENSE, VIGOROUS SHRUB. INSIGNIFICANT FLOWERS BLOOM IN LATE SPRING. FEMALE PLANTS HAVE GLOSSY RED FRUIT.

VARIETIES:

-‘**BLUE MAID**’:

BRIGHT RED BERRIES ON PURPLE STEMS, BLUE-GREEN LEAF

-‘**BLUE PRINCE**’:

DARK PURPLE STEMS, GLOSSY DARK BLUE-GREEN LEAVES, GOOD POLLINATOR

-‘**BLUE PRINCESS**’:

BLUE-GREEN FOLIAGE ON PURPLE STEMS, RED BERRIES IN FALL-WINTER

-‘**BLUE STALLION**’:

UPRIGHT PYRAMIDAL MALE POLINATOR

-‘**CASTLE SPIRE**’:

FEMALE, UPRIGHT PRAMIDAL FORM, GREEN-WHITE FLOWERS, RED BERRIES

-‘**HONEY MAID**’:

UNIQUE PATTERNED BLUE-GREEN LEAVES WITH CREAMY-WHITE MARGIN

-‘**ROYAL FAMILY**’:

COMBINATION OF MALE AND FEMALE

#2	#3	#5	#7
\$32.50	\$36.50	\$46.50	\$59

JUGLANS REGIA (CARPATHIAN ENGLISH WALNUT) - 50HX50W

SPREADING ROUNDED CROWN WITH DARK GRAY SMOOTH BARK. LEAVES EMERGE LATE SPRING AND DROP EARLY FALL. FALL FOLIAGE IS YELLOW AND SPRING FLOWERS ARE A YELLOWISH GREEN. FLOWERS GIVE WAY TO NUTS IN AUTUMN.

5'
\$169

JUNIPERUS CHINENSIS SPREADER (SPREADER CHINESE JUNIPER)

EVERGREEN SHRUB WITH MULTIPLE USES INCLUDING ACCENT PLANTINGS, NATURALIZATION & STABILIZATION, AND GROUND COVER. TOLERANT TO DROUGHT, POLLUTION, AND DEER.

VARIETIES:

-‘**ANGELICA BLUE**’: 5HX10W,

FINE TEXTURED, BRIGHT BLUE FOLIAGE

-‘**BLUE PFITZER**’: 7HX10W,

SILVERY-BLUE FOLIAGE ON UPRIGHT ARCHING BRANCHES

-‘**CASINO GOLD**’: 3HX4W,

GOLD TIP WITH GRACEFUL HABIT

-‘**COMPACT PFITZER**’: 3HX6W,

MEDIUM GREEN NEEDLES, FRAGRANT BLUE BERRIES

-‘**GOLD LACE**’: 4HX6W,

VIBRANT GOLD FOLIAGE

-‘**GOLD STAR**’: 4HX6W,

GREEN INNER, YELLOW OUTER FOLIAGE

-‘**GOLD TIP**’: 5HX9W,

ARCHING BRANCHES, LIGHT GREEN, TIPPED WITH YELLOW/GOLD

-‘**HETZ**’: 8HX10W,

A FOUNTAIN-LIKE SHAPE DISPLAYING FROSTY-BLUE FOLIAGE.

JUNIPERUS CHINENSIS SPREADER CONTINUED:

-**HETZI GLAUCA': 8HX10W,**
UPRIGHT SPREADING FORM WITH FROSTY BLUE-GREEN FOLIAGE

-**KALLAYS COMPACT': 3HX6W,**
MEDIUM GREEN NEEDLES. FEMALE PLANTS PRODUCE WHITISH BLUE BERRIES.

-**OLD GOLD': 3HX5W,**
KNOWN FOR THE BRONZE-GOLD FOLIAGE.

-**SAYBROOK GOLD': 4HX7W,**
SPREADER WITH BRIGHT YELLOW SUMMER FOLIAGE, DROOPING TIPS

-**SEA GREEN': 5HX8W,**
FOUNTAIN-LIKE ARCHING HABIT, DARK GREEN FOLIAGE

#2	#3
\$24.50	\$36.50

JUNIPERUS CHINENSIS TOPIARY (TOPIARY CHINESE JUNIPER)

EVERGREEN SHRUB WITH MULTIPLE USES INCLUDING ACCENT PLANTINGS , NATURALIZATION AND STABILIZATION. THESE VARIETIES REQUIRED PRUNING TO MAINTAIN THEIR ORNAMENTAL SHAPES. TOLERANT TO DROUGHT, POLLUTION, AND DEER.

VARIETIES:

-**DAUBS FROSTED': 15"HX5'W,**
GOLDEN YELLOW, FROSTED FOLIAGE TIPS CONTRAST AGAINST BLUE-GREEN MATURE FOLIAGE

3.5"TG
\$239

JUNIPERUS CHINENSIS UPRIGHT (CHINESE JUNIPER)

EVERGREEN SHRUB WITH MULTIPLE USES INCLUDING ACCENT PLANTINGS, NATURALIZATION AND STABILIZATION. FEMALE VARIETIES PRODUCE BERRY LIKE SEED CONES; WHERE AS, THE MALE VARIETIES PRODUCE CONES. TOLERANT TO DROUGHT, POLLUTION, AND DEER.

VARIETIES:

-**BLUE POINT': 12HX8W,**
OUTSTANDING NARROW, DENSE SILVERY-BLUE FOLIAGE

-**FAIRVIEW'/'HETZII COLUMNARIS': 15HX9W,**
DENSE SHRUB OR SMALL TREE WITH A NARROW UPRIGHT FORM. FOLIAGE IS BRIGHT GREEN TO A BLUISH GREEN. PRODUCES SILVERY BLUE BERRY CONES.

-**HETZII COLUMNARIS': 15HX15W,**
UPRIGHT PYRAMIDAL FORM WITH CRISP GREEN FOLIAGE

-**ROBUSTA GREEN': 15HX7W,**
IRREGULAR UPRIGHT FORM. FOLIAGE APPEARS IN DENSE TUFTS AS A BLUE GREEN COLOR THROUGHOUT THE YEAR.

-**SPARTAN': 20HX5W,**
TALL, NARROW, COLUMNAR FORM, DARK GREEN FOLIAGE

#5	#7	3'	4'	5'	6'
\$69	\$109	\$99	\$129	\$159	\$199



JUNIPERUS CONFERTA 'BLUE PACIFIC' (SHORE JUNIPER) - 1HX7W

DENSE, LOW-SPREADING PLANT. NOTED FOR ITS ATTRACTIVE, AROMATIC, AWL-SHAPED, BLUE-GREEN FOLIAGE FEATURING SPINY-POINTED BLUE-GREEN NEEDLES. FLESHY, BLACKISH, BERRY-LIKE SEED CONES ACQUIRE A SILVERY BLOOM AT MATURITY. SUPERB GROUND COVER.

#2	#3
\$24.50	\$29.50

JUNIPERUS HORIZONTALIS

CREeping JUNIPER IS AN EVERGREEN GROUND COVER WITH SOFT, FINE-TEXTURED PLUME-LIKE FOLIAGE. IT HAS LONG SPREADING BRANCHES, AND SHORT TWIGS THAT STAND UPRIGHT TO FORM A MAT ABOUT A 1 FT HIGH. A SINGLE PLANT CAN COVER AN AREA 6-10 FT IN DIAMETER. THE LEAVES ON NEW SHOOTS ARE NEEDLE-LIKE AND SHARP-POINTED.

VARIETIES:

-‘**BAR HARBOR**’: 1HX8W,
BLUSH GREEN FOLIAGE TURNS PURPLE IN WINTER

-‘**BLUE CHIP**’: 1HX8W,
SILVER-BLUE FOLIAGE, RETAINED DURING WINTER

-‘**ICEE BLUE**’: 6HX8W,
GROUND HUGGING WITH SILVER-BLUE FOLIAGE

-‘**WILTONII**’ (BLUE RUG): 6HX8W,
LOW GROUND COVER SILVER-BLUE FOLIAGE

-‘**YOUNGSTOWN ANDORRA**’: 2HX10W,
SILVERY BLUE-GREEN FOLIAGE WITH BLUE BERRIES

#2	#3
\$24.50	\$29.50

JUNIPERUS PROCUMBENS ‘NANA’ (JAPANESE GARDEN JUNIPER) - 1/2HX8W

CREeping JUNIPER IS AN EVERGREEN GROUND COVER WITH SOFT, FINE-TEXTURED PLUME-LIKE FOLIAGE. IT HAS LONG SPREADING BRANCHES, AND SHORT TWIGS THAT STAND UPRIGHT TO FORM A MAT ABOUT A 1 FT HIGH. A SINGLE PLANT CAN COVER AN AREA 6-10 FT IN DIAMETER. THE LEAVES ON NEW SHOOTS ARE NEEDLE-LIKE AND SHARP-POINTED.

#2	#3
\$24.50	\$29.50

JUNIPERUS SCOPULORUM UPRIGHT (ROCKY MOUNTAIN JUNIPER)

THIS IS A BROAD PYRAMIDAL TREE WITH SHEDDING RED-BROWN BARK. LIGHT BLUE-GREEN TO DARK GREEN SCALE LIKE FOLIAGE LIES FLAT AGAINST THE BRANCHES.

VARIETIES:

-‘**BLUE HAVEN**’: 20HX6W,
PYRAMIDAL, BLUE NEEDLE-LIKE FOLIAGE AND SHOWY BLUE BERRIES

-‘**BLUE TRAIL**’: 20HX6W,
SILVERY-GREEN FOLIAGE

-‘**MOFFAT BLUE**’: 12HX3W,
NARROW AND UPRIGHT WITH SILVERY-BLUE FOLIAGE

-‘**MONTANA GREEN**’: 13HX5W,
UPRIGHT, DENSE, SOFT GREEN FOLIAGE

-‘**MOONGLOW**’: 20HX6W,
DENSE, PYRAMIDAL FORM WITH BLUEISH GRAY-GREEN LEAVES

-‘**SKYROCKET**’: 20HX3W,
LIGHT GREEN TO YELLOW FOLIAGE, BRONZE IN WINTER

-‘**WICHITA BLUE**’: 15HX6W,
TIGHT, CONICAL, SLOW-GROWING, WITH BLUE- GREY FOLIAGE.

#5	#7	#10	#13	#15/3'	4'	5'	6'
\$69	\$89	109	\$99	\$129	\$129	\$159	\$199



JUNIPERUS SQUAMATA 'BLUE STAR' (BLUE STAR JUNIPER) - 2HX4W

ATTRACTIVE SPARKLING BLUE FOLIAGE ON DENSE, SPREADING BRANCHES. CREATES A COLORFUL CONTRAST TO PURPLE AND GREEN FOLIAGE PLANTS. USE IN A ROCK GARDEN OR AS A LOW BORDER PLANT. IDEAL FOR MASS PLANTING IN MINIMAL-CARE LANDSCAPES.

#2	#3
\$24.50	\$29.50

JUNIPERUS VIRGINIANA SPREADER (RED CEDAR)

BROADLY CONICAL, SOMETIMES COLUMNAR, DENSE, EVERGREEN CONIFER WITH HORIZONTAL BRANCHING. GRAY TO REDDISH-BROWN BARK EXFOLIATES IN THIN STRIPS ON MATURE TREES. TRUNKS BASES ARE OFTEN FLUTED. DARK BLUE-GREEN, SCALE-LIKE FOLIAGE.

VARIETIES:

-'GREY OWL': 3HX6W,

SPARKLING BLUE FOLIAGE, DENSE, SPREADING BRANCHES.

#3
\$29.50

JUNIPERUS VIRGINIANA UPRIGHT (RED CEDAR)

BROADLY CONICAL, SOMETIMES COLUMNAR, DENSE, EVERGREEN CONIFER WITH HORIZONTAL BRANCHING. GRAY TO REDDISH-BROWN BARK EXFOLIATES IN THIN STRIPS ON MATURE TREES. TRUNKS BASES ARE OFTEN FLUTED. DARK BLUE-GREEN, SCALE-LIKE FOLIAGE.

VARIETIES:

-'BLUE ARROW': 12HX2W,

TIGHT, VERY NARROW FORM, BRIGHT BLUE FOLIAGE.

-'SKYROCKET': 15HX3W,

NARROW, WITH BLUE-GREEN FOLIAGE.

#5	#7	#10	#13	#15	4'	5'	6'
\$69	\$89	\$99	\$99	\$109	\$129	\$159	\$199



LARIX DECIDUA 'PENDULA' (WEeping EUROPEAN LARCH) - 100HX30W

DECIDUOUS CONIFER THAT HAS A PYRAMIDAL SHAPE WITH HORIZONTAL BRANCHING AND DROOPING BRANCHLETS. HAS SOFT GREEN FOLIAGE THAT TURNS A GOLDEN YELLOW IN FALL BEFORE DROPPING ITS NEEDLES.

10'
\$599



LARIX KAEMPFERI 'DIANA' (DIANA JAPANESE LARCH) - 20HX13W

DECIDUOUS CONIFER WITH BRIGHT GREEN SOFT NEEDLES FORMED INTO CLUSTERS AND TURN YELLOW IN FALL BEFORE DROPPING ITS NEEDLES. THE BRANCHES AND STEMS CONTORT AND TWIST GIVING A UNIQUE LOOK.

12'-14'
\$399



LARIX LARICINA (AMERICAN LARCH) - 80HX30W

DECIDUOUS CONIFER THAT IS NATIVE TO WETLANDS; MAKES FOR A GOOD RAIN GARDEN SPECIMEN. HAS AN OPEN PYRAMIDAL FORM WITH GREEN NEEDLES FORMED IN CLUSTERS.

8'
\$199



LIGUSTRUM IBOLIUM (PRIVET HEDGE) - 10HX8W

BUSHY DECIDUOUS SHRUB MOST OFTEN USED FOR SHRUB BORDERS AND HEDGING. LEAVES ARE SHINY, MEDIUM GREEN. WHITE FLOWERS ARE HELD IN PANICLES, TO 3 INCHES LONG, FOLLOWED BY SMALL, ROUND, BLUE-BLACK FRUIT. CLIP HEDGES TWICE IN SUMMER.

#3

\$36.50

LIGUSTRUM X 'VICARYI' (PRIVET HEDGE) - 10HX8W

AN EXCELLENT UPRIGHT DECIDUOUS SHRUB BEST USED FOR HEDGES. BRIGHT GOLDEN FOLIAGE LASTING ALL SEASON, ESPECIALLY WHEN PLANTED IN FULL SUN. PLANT WITH GREEN-LEAVED PLANTS FOR A PLEASANT CONTRAST. FALL FOLIAGE TAKES ON A PURPLE-RED TONE IN FALL.


#3

\$36.50

LIRODENDRON TULIPIFERA (TULIP TREE) - 80HX40W

FAST GROWING SHADE TREE. BRIGHT YELLOW-GREEN LEAVES, TURN BRIGHT YELLOW IN FALL. PRODUCES YELLOW/ORANGE TULIP SHAPED FLOWERS, BUT ARE TYPICALLY HIDDEN BY THE LEAVES.

1.5"	1.75"	2"	2.5"	3"	3.5"	4"	4.5"	5"
\$169	\$199	\$239	\$279	\$399	\$449	\$489	\$529	\$549



LIRODENDRON TULIPIFERA 'AUREO-MARGINATUM' (VARIEGATED TULIP TREE) - 70HX30

ALSO KNOWN AS MAJESTIC BEAUTY. IT GROWS SLIGHTLY SMALLER THAN THE SPECIES AND FEATURES GREEN VARIEGATED LEAVES WITH YELLOW MARGINS. HAS TULIP SHAPED YELLOW FLOWERS WITH ORANGE BANDS THAT BLOOM IN SPRING.

1.5"	1.75"	2"	2.5"
\$169	\$199	\$239	\$279



LONICERA P. 'PEACHES AND CREAM' (PEACHES & CREAM HONEYSUCKLE) - 6HX2W

THIS EXCITING, COMPACT HONEYSUCKLE BLOOMS FROM SPRING THROUGH SUMMER WITH VIBRANT FLOWERS THAT EXUDE A WONDERFUL FRAGRANCE. RESISTS MILDEW AND TOLERATES HEAT, DROUGHT, AND HUMIDITY BETTER THAN OTHER VARIETIES. CLIMBS A FENCE, LAMP POST, ARBOR, OR TRELLIS WITH MINIMAL SUPPORT.

#3

\$36.50

MAGNOLIA (MAGNOLIA)

SLOW GROWING, COMPACT, SMALL TREES OR LARGE SHRUBS. FEATURES LARGE LEAVES WITH FRAGRANT FLOWERS THAT BLOOM EARLY SPRING BEFORE LEAVES EMERGE, SOMETIMES HAVE A DOUBLE BLOOM MID SUMMER. REQUIRES LITTLE MAINTENANCE HOWEVER IS BEST IF PRUNED IMMEDIATELY FOLLOWING FLOWERING. GOOD SPECIMEN FOR PROTECTED AREAS.

VARIETIES:

-'ANN': 10HX10W,

FRAGRANT PURPLE-RED FLOWERS. OVATE GREEN LEAVES THAT TURN YELLOW IN FALL

-'GALAXY': 30HX15W,

NARROW PYRAMIDAL TREE WITH FRAGRANT ROSE-PINK TO REDDISH-PURPLE FLOWERS THAT BLOOM IN THE SPRING. MEDIUM GREEN LEAVES APPEAR IN CLUSTERS.

-'JANE': 15HX12W,

PRODUCES LARGE REDDISH-PURPLE FLOWERS WITH WHITE INTERIOR, LEAVES EMERGE COPPER-RED IN SPRING, FADE DARK GREEN IN SUMMER AND TURN YELLOW-BRONZE IN FALL

#7	1.5"	4'
\$99	\$209	\$159



MAGNOLIA CONTINUED:

-'RICKI': 12HX12W,

RED-PURPLE FLOWERS , OVATE MEDIUM GREEN LEAVES TURN YELLOW TO BRONZE-COPPER IN FALL.

#7	1.5"	4'
\$99	\$209	\$159



MAGNOLIA X LOEBNERI 'MERRILL' (MERRILL MAGNOLIA) - 50HX40W

NOTED FOR ITS LARGE WHITE FLOWERS BLUSHED PINK AT THE BASE THAT BLOOM IN SPRING. HAS MEDIUM GREEN LEAVES AND CONE LIKE FRUITS THAT RIPEN TO BE RED LATE SUMMER.


1.75"	5'	6'	7'	8'	9'
\$259	\$189	\$199	\$249	\$299	\$349



MAGNOLIA X SOULANGEANA (SAUCER MAGNOLIA) - 30HX30W

LARGE, SPREADING SHRUB OR SMALL, LOW-BRANCHED TREE. LARGE PINK FLOWERS WITH WHITISH INSIDE. FLOWERS EARLY BEFORE LEAFING OUT.

1.5"	1.75"	5'	6'
\$209	\$259	\$189	\$199



MALUS 'ADIRONDACK' (ADIRONDACK CRABAPPLE) - 18HX10W

COMPACT, DENSE TREE WITH STRONGLY UPRIGHT FORM. OUTSTANDING, WHITE FLOWER DISPLAY, WITH SMALL RED FRUIT. IT PRODUCES ONE OF THE HEAVIEST FLOWERDISPLAYS OF THE CRABAPPLES. EXCELLENT DISEASE RESISTANCE.

1.5"	1.75"	2"
\$149	\$189	\$239



MALUS 'BRANDYWINE' (BRANDYWINE CRABAPPLE) - 20HX20W

UPRIGHT ROUNDED CRABAPPLE BLOOMS PROFUSELY WITH DOUBLE ROSE-PINK FLOWERS FOLLOWED BY 1" FRUIT THAT BIRDS LOVE, AND ARE EDIBLE. DARK GREEN FOLIAGE TO REDDISH-ORANGE AND DEEP PURPLE IN THE FALL. ADAPTABLE TO MANY SOIL TYPES.

4"
\$429



MALUS 'CORALCOLE' (CORALBURST CRABAPPLE) - 8HX8W

UNIQUE CRABAPPLE WITH DAINTY CORAL PINK BUDS THAT OPEN INTO DOUBLE ROSE PINK FLOWERS. CLOSELY SPACED, TINY DARK GREEN LEAVES TEND TO HIDE THE TWIGS. ROUND/OVAL FORM. FAIR TO EXCELLENT DISEASE RESISTANT.

1.5"/24"HEAD	2"/36"HEAD	2.5"/42"HEAD
\$149	\$249	\$279



MALUS 'DONALD WYMAN' (DONALD WYMAN CRABAPPLE) - 20HX20W

A SMALL ROUNDED TREE WITH PINK FLOWERS THAT OPEN TO PURE WHITE. THE SMALL GLOSSY AND BRIGHT RED FRUIT REMAINS ON THE TREE FROM FALL THROUGH EARLY WINTER. FAIR TO GOOD DISEASE RESISTANCE.

1.5"	1.75"
\$149	\$189



MALUS 'GLADIATOR' (GLADIATOR CRABAPPLE) - 20HX10W

ORNAMENTAL TREE WITH BRIGHT PINK FLOWERS FOLLOWED BY SMALL REDDISH-PURPLE FRUIT AND BRONZE PURPLE FOLIAGE. HAS A STATELY UPRIGHT CROWN. HIGH DISEASE RESISTANCE.

1.5"
\$149



MALUS 'INDIAN MAGIC' (INDIAN MAGIC CRABAPPLE) - 20HX20W

ROUNDED CROWN WITH DEEP PINK FLOWERS AND BRIGHT RED FRUIT THAT TURN A REDDISH ORANGE AFTER FROST AND PERSIST INTO THE WINTER. DEEP GREEN LEAVES TURN GOLDEN ORANGE IN THE FALL.

1.5"	1.75"	2"	2.5"
\$149	\$189	\$239	\$279



MALUS IOENSIS 'KLEHM'S IMPROVED BECHTEL' (BECHTEL CRABAPPLE) - 20HX18W

BEAUTIFUL AND FRAGRANT DOUBLE PINK FLOWERS BLOOM LATE SPRING. PRODUCE A GREEN FRUIT. GREEN FOLIAGE TURNS ORANGE AND ORANGE RED IN THE FALL. GOOD DISEASE RESISTANCE.

1.5"	1.75"	2"
\$149	\$189	\$239



MALUS 'JEWELCOLE' (RED JEWEL CRABAPPLE) - 15HX12W

UPRIGHT PYRAMIDAL FORM. BRIGHT RED FRUITS PERSIST THROUGH WINTER AND DROP ONCE NEW WHITE BLOOMS FORM IN SPRING. GOOD DISEASE RESISTANCE.

1.5"	1.75"
\$149	\$189



MALUS 'LOLLIZAM' (LOLLIPOP CRABAPPLE) - 10HX10W

A SMALL, UNIFORM TREE WITH A ROUNDED CROWN. WHITE FLOWERS PRODUCE YELLOW PERSISTENT FRUIT. EXCELLENT DISEASE RESISTANCE. TOLERANT OF MOST SOIL TYPES AND IS A GOOD STREET TREE.

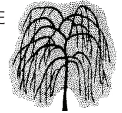
48"HEAD
\$399



MALUS 'LOUISA' (LOUISA CRABAPPLE) - 10HX12W

WEeping CRABAPPLE TREE WITH RED BUDS THAT OPEN TO ATTRACTIVE PINK FLOWERS. DARK GREEN, GLOSSY FOLIAGE WITH YELLOW FRUIT IN FALL. GOOD DISEASE RESISTANCE.

1.5"	1.75"
\$149	\$189



MALUS 'PARRSI' (PINK PRINCESS CRABAPPLE) - 8HX12W

A FORM OF SARGENT CRABAPPLE THAT RETAINS THE DWARF FEATURES AND LOW SPREADING SHAPE OF ITS PARENT. PRODUCES ROSE PINK FLOWERS AND RED LEAVES THAT BRONZE AS THE SEASON PROGRESSES. EXCELLENT DISEASE RESISTANCE.

1.5"	1.75"
\$149	\$169



MALUS 'PINKSPIRE' (PINKSPIRE CRABAPPLE) - 25HX15W

LAVENDER FLOWERS PRODUCE PURPLISH RED FRUIT THAT PERSIST THROUGH WINTER WITH COPPER COLORED FALL FOLIAGE. DISEASE RESISTANT.

1.5"	1.75"
\$149	\$189



MALUS 'PRAIRIFIRE' (PRAIRIFIRE CRABAPPLE) - 20HX20W

FLOWERING ROUNDED CROWN CRABAPPLE. HAS A PURPLE RED FOLIAGE THAT TURNS REDDISH GREEN IN FALL. CRIMSON BUDS THAT OPEN TO BRIGHT PINKISH AND RED. DARK RED FRUIT IS PERSISTENT. GOOD TO EXCELLENT DISEASE RESISTANCE.

1"	1.5"	1.75"	2"
\$99	\$149	\$189	\$239



MALUS 'PROFUSION' (PROFUSION CRABAPPLE) - 20HX20W

UPRIGHT, SHRUBBY, SPREADING CRABAPPLE. DEEP PURPLE FOLIAGE CHANGES TO BRONZE-GREEN IN SUMMER. DEEP PINK SINGLE FLOWERS WITH GLOSSY RED FRUIT.

1.5"	1.75"	2"	2.5"
\$149	\$189	\$239	\$279

**MALUS 'PURPLE PRINCE' (PURPLE PRINCE CRABAPPLE) - 20HX20W**

ONE OF THE BEST PURPLE LEAFED CRABAPPLES. ROSE RED FLOWERS BLOOM IN THE SPRING PRODUCING FRUIT THAT IS EDIBLE AND PERSISTS INTO WINTER. GOLDEN FALL COLOR. TOLERATES MOST SOIL TYPES. EXCELLENT DISEASE RESISTANCE.

1.5"	1.75"	2"	2.5"
\$149	\$189	\$239	\$279

**MALUS 'RED JADE' (WEeping RED JADE CRABAPPLE) - 10HX15W**

GRACEFUL WEeping HABIT OF THIS TREE COUPLED WITH PROFUSE WHITE BLOSSOMS MAKES IT A PERFECT CHOICE IN ANY LANDSCAPE. THE PLEASANT GREEN FOLIAGE CONTRASTS WITH THE BRIGHT EGG-SHAPED FRUIT THAT HOLDS ON INTO WINTER.

1.5"	1.75"
\$149	\$189

**MALUS 'ROBINSON' (ROBINSON CRABAPPLE) - 25HX25W**

THE FASTEST GROWING CRABAPPLE. IS QUICKLY ESTABLISHED AND MAKES AN IMPACT IN THE LANDSCAPE. MATURES TO A NORMAL CRABAPPLE SIZE. DEEP PINK FLOWERS EMERGE IN THE SPRING AND HAS AN INTERESTING BRONZE-GREEN FOLIAGE IN THE SUMMER, WITH BRIGHT RED FRUIT THAT PERSIST INTO WINTER.

1.5"	1.75"	2"	2.5"	3"
\$149	\$189	\$239	\$279	\$329

**MALUS 'ROYAL RAINDROPS' (ROYAL RAINDROPS CRABAPPLE) - 20HX15W**

MAGENTA FLOWERS IN SPRING. DARK RED FRUIT PERSISTS THROUGH WINTER. HAS GLOSSY DARK PURPLE CUTLEAF FOLIAGE. UPRIGHT SPREADING GROWTH HABIT. SUPERIOR DISEASE RESISTANCE. HEAT AND DROUGHT TOLERANT.

1.5"	1.75"	2"	2.5"
\$149	\$189	\$239	\$279

**MALUS 'ROYALTY' (ROYALTY CRABAPPLE) - 15HX15W**

DARK PURPLE FOLIAGE HOLDS ITS COLOR THROUGHOUT THE SUMMER. CRIMSON RED FLOWERS ALMOST THE SAME SHADE AS THE FOLIAGE ARE FOLLOWED BY DARK RED FRUIT. THIS IS A VERY HARDY CRABAPPLE.

1.5"	1.75"	2"	2.5"
\$149	\$189	\$239	\$279

**MALUS SARGENTII (SARGENT CRABAPPLE) - 8HX12W**

IS A NATURAL DWARF CRABAPPLE WITH A BREATHTAKING SPRING DISPLAY OF FRAGRANT PURE WHITE FLOWERS IN CLUSTERS. FLOWERS ARE FOLLOWED BY DARK RED FRUIT THAT PERSISTS WELL INTO THE WINTER. EXCELLENT DISEASE RESISTANCE.

1.5"	1.75"	2"	2.5"/42"HEAD
\$149	\$189	\$239	\$279

**MALUS SARGENTII 'TINA' (SARGENT TINA CRABAPPLE) - 5HX5W**

DWARF SELECTION OF SARGENT CRABAPPLE. GROWN AS A TOP GRAFT. MAKES A NICE PATIO TREE WITH SHOWY BRIGHT RED BUDS THAT OPEN TO PURE WHITE SINGLE FLOWERS FOLLOWED BY SMALL BRIGHT RED FRUIT. EXCELLENT DISEASE RESISTANCE.

24"HEAD	48"HEAD
\$219	\$299



MALUS 'SCHMIDTCUTLEAF' (GOLDEN RAINDROPS CRABAPPLE) - 20HX15W UNUSUAL UPRIGHT VASE FORM WITH GREEN FOLIAGE WHITE FLOWERS AND GOLDEN YELLOW FRUIT. GOOD TO EXCELLENT DISEASE RESISTANCE.

1.5"	1.75"	2"
\$149	\$189	\$239



MALUS 'SHOTIZAM' (SHOWTIME CARBAPPLE) - 22HX20W

ONE OF THE MOST POPULAR CRABAPPLE VARIETIES. UNIFORM, FORMAL FORM WITH BRIGHT GREEN LEAVES, PINK BUDS, WHITE FLOWERS, AND SMALL ORANGE FRUIT. GOOD TO EXCELLENT DISEASE RESISTANCE.

1.5"	1.75"	2"
\$149	\$189	\$239



MALUS 'SNOW DRIFT' (SNOW DRIFT CRABAPPLE) - 20HX20W

ROUNDED TREE WITH WHITE FLOWERS PRODUCES ORANGE-RED FRUIT THAT PERSIST INTO WINTER. TOLERANT OF MOST SOIL TYPES.

1.5"	1.75"	2"
\$149	\$189	\$239



MALUS 'SPRING SNOW' (SPRING SNOW CRABAPPLE) - 25HX22W

STERILE CRABAPPLE PRODUCES A ROUNDED CROWN WITH SNOW WHITE FLOWERS. DOES NOT PRODUCE ANY FRUIT. AN IDEAL TREE FOR LANDSCAPES THAT DEMAND A CLEAN TREE.

1.5"	1.75"	2"	2.5"
\$149	\$189	\$239	\$279



MALUS 'SUTYZAM' (SUGARTYME CRABAPPLE) - 18HX15W

KNOWN FOR CRISP GREEN FOLIAGE AND VIGOROUS GROWTH. FRAGRANT FLOWERS THAT ARE PALE PINK TO SNOWY WHITE COMPLETELY COVER THE TREE. MASSES OF SMALL RED FRUIT REMAIN ON THE TREE THROUGH JANUARY. THE TREE IS DISEASE RESISTANT.

1.5"	1.75"	2"	2.5"
\$149	\$189	\$239	\$279



MALUS ZUMI 'CALOCARPA' (REDBUD CRABAPPLE) - 20HX20W

DENSE ROUNDED CROWN WITH DARK GREEN FOLIAGE. HAS SHOWY WHITE FLOWERS AND SMALL GLOSSY RED FRUITS THAT PERSIST INTO WINTER.

1.5"	1.75"	2"
\$149	\$189	\$239



METASEQUOIA GLYPTOSTROBOIDES (DAWN REDWOOD) - 100HX25W

A BEAUTIFUL, FAST GROWING, DECIDUOUS CONIFER WITH BRIGHT GREEN FOLIAGE THAT TURNS ORANGE-BROWN IN FALL BEFORE DROPPING.

3'	4'	5'	6'	7'	8'	9'	10'
\$129	\$149	\$169	\$189	\$199	\$249	\$299	\$369



MICROBIOTA DECUSSATA (SIBERIAN CYPRESS) - 2HX3W

HANDSOME, COLD HARDY EVERGREEN WITH ATTRACTIVE BLUISH-GREEN SUMMER FOLIAGE THAT TURNS TO A MAROON COLOR IN THE WINTER. ITS MOUNDED DENSE HABIT IS WELL SUITED FOR USE IN ROCK GARDENS, AS A SPECIMEN PLANT, OR MASSES AS AN EASY-CARE GROUND COVER. HIGHLY DEER RESISTANT

#2	#3
\$31.50	\$38.50

MORUS ALBA 'CHAPARRAL' (WEeping WHITE MULBERRY) - 8HX12W

DWARF FORM WITH WEeping FOLIAGE THAT USUALLY REACHES THE GROUND. HAS SMALL YELLOWISH GREEN FLOWERS THAT BLOOM IN SPRING. WHEN FERTILIZED, FEMALE TREES PRODUCE A SWEET EDIBLE FRUIT. DARK GREEN FOLIAGE TURNS AN UNATTRACTIVE YELLOW BROWN IN THE FALL.



#15
\$169

OSTRYA VIRGINIANA (EASTERN HOP HORNBEAM) – 40HX30W

ALSO CALLED IRONWOOD, THIS TREE HAS A ROUND TO OVAL CROWN WITH BIRCH LIKE FOLIAGE. NO SERIOUS INSECT OR DISEASE PROBLEMS. FOLIAGE IS DARK YELLOWISH-GREEN, TURNS AN UNDISTINGUISHED YELLOW IN FALL. FLOWERS ARE NOT SHOWY BUT PERSIST INTO THE WINTER.



1.5"	1.75"	2"	2.5"	3"
\$149	\$199	\$239	\$279	\$329

PHILADELPHUS (MOCKORANGE)

PRODUCES FRAGRANT FLOWERS THAT BLOOM IN CLUSTERS LATE SPRING. TOLERATES A WIDE RANGE OF SOIL CONDITONS EXCEPT POORLY DRAINED SOILS. SHRUB HAS MINIMAL ORNAMENTAL INTEREST WHEN NOT IN BLOOM.

VARIETIES:

-**'BUCKLEYS QUILL'**: 5HX4W, SMALL WHITE FRAGRANT FLOWERS. WELL ADAPTABLE.

-**'SNOWBELLE'**: 4HX4W,

COMPACT CULTIVAR, FRAGRANT DOUBLE WHITE FLOWERS. DARK GREEN OVAL LEAVES. KNOWN FOR HEAT AND COLD TOLERANCE

-**'SNOW WHITE FANTASY'**: 5HX5W,

DOUBLE SNOW-WHITE 2" FLOWERS WITH A SWEET CITRUSY FRAGRANCE.

-**'SNOWBELLE'**: 3HX4W,

A COMPACT MOCKORANGE CULTIVAR THAT IS NOTED FOR ITS ABUNDANT BLOOM OF FRAGRANT, DOUBLE WHITE FLOWERS.

#2	#3
\$31.50	\$38.50

PHYSOCARPUS OPULIFOLIUS (NINEBARK)

UPRIGHT, SPREADING, SOMEWHAT COARSE, DECIDUOUS, SHRUB. NOTED FOR ITS EXFOLIATING BARK WHICH PEELS IN STRIPS TO REVEAL SEVERAL LAYERS OF REDDISH TO LIGHT BROWN INNER BARK (HENCE THE COMMON NAME OF NINEBARK). FEATURES SMALL PINK OR WHITE, FLOWERS APPEARING IN DENSE, FLAT, ROUNDED, CLUSTERS IN LATE SPRING. FLOWERS GIVE WAY TO DROOPING CLUSTERS OF REDDISH FRUIT.

VARIETIES:

-**'AMBER JUBILEE'**: 5HX4W,

TONES OF BRONZE, GOLD, ORANGE, AND SCARLET, CHANGING TO REDS AND PURPLES.

-**'CENTER GLOW'**: 8HX8W,

GOLDEN-GREEN NEW GROWTH, AGING TO BURGUNDY

-**'COPPERTINA'**: 8HX8W,

DRAMATIC COPPER FOLIAGE CHANGING TO RED

-**'DIABLO'**: 10HX10W,

DEEP BURGUNDY LEAVES AGING TO BRONZY-RED

SHRUB FORM			TREE FORM	
#2	#3	#5	#7	#7
\$32.50	\$36.50	\$49	\$89	\$99

PHYSOCARPUS OPULIFOLIUS CONTINUED:

-‘GINGER WINE’: 5HX5W,
FOLIAGE EMERGES SUNNY-ORANGE AND MATURES TO BURGUNDY

-‘LEMON CANDY’: 3HX3W,
TANGY CHARTREUSE FOLIAGE CONTRASTS WITH DEEP RED STEMS

-‘LITTLE DEVIL’: 4HX3W,
DWARF WITH BURGUNDY FOLIAGE

-‘SEWARD’: 6HX6W,
PURPLE-GREEN FOLIAGE

-‘SUMMER WINE’: 6HX6W,
WINE-RED FOLIAGE

-‘SUMMER WINE BLACK’: 6HX6W,
RICH, SATURATED, NEAR-BLACK, SMALL FOLIAGE

-‘TINY WINE’: 3HX3W,
BUSHY DWARF WITH BRONZE-BURGUNDY FOLIAGE

SHRUB FORM			TREE FORM	
#2	#3	#5	#7	#7
\$32.50	\$36.50	\$49	\$89	\$99

PICEA ABIES (NORWAY SPRUCE) - 90HX40W

YOUNG TREES HAVE STIFF HORIZONTAL BRANCHING, WHILE OLDER SPECIMENS CAN BECOME QUITE TALL AND ARE READILY IDENTIFIED BY THEIR DARK YELLOW GREEN FOLIAGE THAT TYPICALLY DROOPS. GOOD SPECIMEN FOR LANDSCAPES BUT GIVE IT GROWING ROOM.

4'	5'	6'	7'	8'	9'	10'	11'	12'	13'	14'	16'	18'	20'
\$109	\$159	\$179	\$229	\$299	\$349	\$399	\$449	\$499	\$599	\$699	\$799	\$999	\$1199



PICEA ABIES ‘ACROCONA’ (ACROCONA NORWAY SPRUCE) - 15HX8W

IS A CULTIVAR THAT IS NOTED FOR PRODUCING SHOWY IMMATURE RED CONES AT THE BRANCH ENDS IN SPRING. TYPICALLY GROWS AS A BROAD UPRIGHT SHRUB, BUT MAY GROW AS A SMALL TREE. FOLIAGE IS MADE UP OF DARK GREEN NEEDLES.

6'
\$349



PICEA ABIES ‘CUPRESSINA’ (COLUMNAR NORWAY SPRUCE) - 20HX6W

ELEGANT COLUMNAR SELECTION, HIGHLY VALUED AS A SPECIMEN, PERIMETER PLANTING OR ACCENT PLANT. SLENDER, UNIFORM GROWTH HABIT WITH DENSE BRANCHING TO THE GROUND. DARK GREEN NEEDLES ARE SLIGHTLY CURVED ON CLOSELY SET BRANCHES. MAKES AN IDEAL WINDBREAK OR PRIVACY WALL.

9'	10'	11'
\$429	\$499	\$529



PICEA ABIES ‘NIDIFORMIS’ (BIRD’S NEST SPRUCE) - 3HX5W

VERSATILE, DWARF FORM IS AN EXCELLENT EVERGREEN FOR BORDER, ACCENT OR CONTAINER. OUTWARD-CURVING BRANCHES GIVE A BIRD’S NEST EFFECT. TIGHT, COMPACT SHAPE REQUIRES LITTLE MAINTENANCE. VERY HARDY AND WIND RESISTANT.

#2	#3
29.50	\$45

PICEA ABIES 'PENDULA' (WEeping NORWAY SPRUCE) - 8HX6W

A SPECIMEN WHOSE FORM AND SIZE DEPENDS ON THE STAKING AND TRAINING DONE AT A YOUNG AGE. IF LEFT UNSTAKED IT WILL FORM A PROSTATE MOUND ON THE GROUND. STAKED WILL GROW QUITE RAPIDLY AND PRODUCE LONG PENDULOUS BRANCHES AND FORM A FULL SKIRT. FOLIAGE IS A DEEP GREEN AND MAKES FOR A SUPERB ACCENT PLANT.



3'	4'	5'	6'	7'	8'	9'	10'
\$169	\$249	\$279	\$299	\$349	\$399	\$499	\$599

PICEA GLAUCA (WHITE SPRUCE) - 50HX15W

EXTREMELY HARDY EVERGREEN CONIFER THAT IS NATIVE TO UPLAND AREAS AND LAKE/STREAM MARGINS. THE CONE SHAPED CROWN IS MADE UP OF BLUE-GREEN NEEDLES THAT HAVE SHARP TIPS AND ARE PUNGENTLY AROMATIC WHEN CRUSHED.



5'
\$169

PICEA GLAUCA 'CONICA' (DWARF ALBERTA WHITE SPRUCE) - 9HX6W

A SLOW GROWING, COMPACT PYRAMID FORM EVERGREEN WITH SOFT GREEN NEW FOLIAGE THAT MATURES TO A DARKER GRAY GREEN. GOOD CHOICE FOR A CONTAINER GROWN SPECIMEN, OR FOR USE IN THE ROCK GARDEN. EXTREMELY HARDY TO COLD TEMPERATURES.



#2	#3	#5	#7	#10	4' HVY	4.5'HVY
\$29	\$42.50	\$79	\$89	\$159	\$229	\$269

PICEA OMORIKA (SERBIAN SPRUCE) - 50HX20W

THIN ARCHING BRANCHES AND SLENDER STRAIGHT TRUNK. TOLERANT OF MOST URBAN CONDITIONS. ITS BEAUTY AND ADAPTABILITY MAKE IT IDEAL FOR HOME LANDSCAPES, SCREENING, BUFFERS AND PARKING LOTS.



8'	9'	10'
\$279	\$299	\$329

PICEA OMORIKA 'BRUNS' (BRUNS SERBIAN SPRUCE) - 35HX10W

DEEPER GREEN NEEDLES AND A NARROWLY UPRIGHT, UNIFORM HABIT DISTINGUISHES THIS EXCEPTIONAL SELECTION. SILVERY-WHITE BANDS ON THE UNDERSIDE OF EACH NEEDLE CREATE A STARK CONTRAST. GOOD AS A SCREEN OR A STATELY ACCENT FOR SMALLER SPACES.



7'	8'	9'	10'
\$349	\$399	\$499	\$599

PICEA OMORIKA 'PENDULA' (WEeping SERBIAN SPRUCE) - 25HX12W

DRAMATIC EXCLAMATION POINT FOR SUNNY GARDENS. ELEGANT COLUMNAR FORM WITH SLIGHTLY TWISTED PENDULOUS BRANCHES. HAS TWO TONED FOLIAGE OF GREEN AND SILVER. WELL SUITED FOR NARROW SPACES AND SMALLER LANDSCAPES.



7'	8'	9'	10'
\$349	\$399	\$449	\$499

PICEA PUNGENS (COLORADO BLUE SPRUCE) - 60HX20W

BEST KNOWN OF ALL THE SPRUCES. KNOWN FOR ITS BLUE NEEDLES. BROADLY CONICAL CROWN TYPICALLY EXTENDS ALL THE WAY TO THE GROUND ON OPEN-GROWN TREES. HIGHLY PRIZED AS AN ORNAMENTAL.



4'	5'	6'	7'	4'HY	5'HY	6'HY	8'HY	10'HY	11'HY	12'HY	13'HY
\$139	\$169	\$199	\$229	\$149	\$179	\$209	\$349	\$449	\$599	\$675	\$749

PICEA PUNGENS 'FASTIGIATA' (COLUMNAR COLORADO BLUE SPRUCE) - 25HX7W

IS A TALL, VERY NARROW, UPRIGHT EVERGREEN WITH TIGHT BRANCHING THAT FORMS A COLUMNAR SHAPE. GREAT FOR MAKING A HEDGE OR A SCREEN. LUSH BLuish-SILVER FOLIAGE.

8'	9'	10'	11'
\$449	\$599	\$649	\$699



PICEA PUNGENS 'GLAUCA GLOBOSA' (GLOBAL BLUE SPRUCE) - 5HX6W

THIS DWARF, SLOW GROWING, COMPACT BLUE SPRUCE HAS A GLOBOSE HABIT MAKING AN EXCELLENT ACCENT IN THE LANDSCAPE. INTENSE SILVER-BLUE FOLIAGE.

36-48" HEAD
\$359



PICEA PUNGENS 'HOOPSII' (HOOPSII SPRUCE) - 30HX15W

OUTSTANDING EVERGREEN TREE. GENERALLY CONSIDERED THE BLUEST FORM. NEW GROWTH IS ESPECIALLY BRIGHT BLUE. PYRAMIDAL FORM THAT HOLDS STIFF HORIZONTAL BRANCHES WITH DENSE SILVERY-BLUE NEEDLES.

5'	6'
\$289	\$349



PICEA PUNGENS 'MONTGOMERY' (MONTGOMERY SPRUCE) - 8HX6W

SLOW GROWING DWARF VARIETY WITH A BROAD CONE FORM. HAS ATTRACTIVE SILVERY BLUE NEEDLES. TOLERANT TO DROUGHT.

18"	24"
\$169	\$199



PICEA PUNGENS 'PENDULA' (WEEPING BLUE SPRUCE) - 30HX25W

WEEPING DWARF CULTIVAR WITH BLUE GREEN NEEDLES. IF STAKED, THE TREE WILL GROW FASTER AND BRANCHES WILL WEEP DOWNWARD. IF UNSTAKED, BRANCHES WILL SPREAD ALONG THE GROUND AND THE TREE WILL NOT GROW AS TALL.

3'
\$169



PICEA PUNGENS 'THE BLUES' (THE BLUES WEEPING SPRUCE) - 6HX6W

SMALL EVERGREEN WITH GRACEFUL WEEPING BRANCHES THAT HAVE BLUE NEEDLES. IS A RELATIVELY SLOW GROWING TREE. IF STAKED AT A YOUNG AGE CAN REACH MAXIMUM HEIGHT. IF UNSTAKED, BRANCHES WILL EXTEND HORIZONTALLY ALONG THE GROUND.

3'
\$169



PIERIS JAPONICA (JAPANESE ANDROMEDA) - 6HX6W

BEAUTIFUL FIERY RED NEW GROWTH MATURES TO A DEEP GREEN. A PROLIFIC PRODUCER OF BROAD, DROOPING WHITE FLOWER CLUSTERS. AN EXCELLENT SHRUB FOR FOUNDATION PLANTING OR LANDSCAPE GROUPS. EVERGREEN.

#2	#3	#5
\$38	\$49	\$65

PIERIS JAPONICA 'MOUNTAIN FIRE' (JAPANESE PIERIS) - 8HX6W

YEAR ROUND INTEREST WITH EVERGREEN FOLIAGE WITH NEW GROWTH THAT EMERGES BRIGHT FIERY RED AND FADES TO A GLOSSY DARK GREEN THROUGH THE SUMMER. WHITE FLOWERS BLOOM EARLY SPRING AND LOOK LIKE LILY-OF-THE-VALLEY PENDULOUS CLUSTERS.

#2
\$38

PINUS CEMBRA (SWISS STONE PINE) - 35HX20W

SLOW GROWING, NARROW PYRAMIDAL IMMATURE FORM THAT MATURES TO BECOME ROUNDED. COVERED IN SOFT DARK BLUE-GREEN NEEDLES. GREENISH-PURPLE TO PURPLE-BROWN CONES NEVER OPEN. RESISTANT TO BLISTER RUST AND TOLERATES A WIDE RANGE OF SOIL CONDITIONS. GOOD SPECIMEN FOR SMALL LANDSCAPES.

4'

\$179



PINUS DENSIFLORA 'BURKE'S RED' (VARIEGATED RED PINE) - 20HX15W

FOREST GREEN FOLIAGE WITH YELLOW STRIPES THAT TURN CHARTREUSE YELLOW IN FALL. MULTI-STEMMED EVERGREEN WITH A DISTINCTIVE PYRAMIDAL FORM.

5'	6'	7'	8'
----	----	----	----

\$199	\$229	\$249	\$319
-------	-------	-------	-------



PINUS FLEXILIS 'VANDERWOLF'S PYRAMID' (VANDERWOLF'S LIMBER PINE) - 25HX10W

DISTINCTIVE, PYRAMID SHAPED PINE WITH LONG, TWISTED SILVERY BLUE-GREEN NEEDLES DISPLAYED ON DENSE BRANCHES. A SUPERIOR SELECTION FOR LAWN SPECIMEN AND ACCENT. RESISTANT TO INSECTS AND DISEASE.

8'

\$389



PINUS MUGO 'PUMILIO' (DWARF MOUNTAIN PINE) - 5HX10W

A POPULAR DWARF CONIFER DISPLAYING DARK GREEN NEEDLES ON DENSE BRANCHES. USEFUL SLOW-GROWING EVERGREEN FOR ROCK GARDENS, MASS PLANTINGS AND IN GROUPINGS WITH BROADLEAF PLANTS.

#2	#3	5-6'	6-7'
----	----	------	------

\$29.90	\$39.50	\$159	\$199
---------	---------	-------	-------



PINUS NIGRA (AUSTRIAN PINE) - 50HX20W

HANDSOME DENSELY BRANCHED, CONICAL EVERGREEN WHEN YOUNG BECOMES AN UMBRELLA SHAPE WITH AGE. NEEDLES ARE LONG DARK GREEN. TOLERATES POOR SOILS AND HARSH DRYING WINDS. SUPERB CONIFER FOR WINDBREAKS OR USE IN LARGE LANDSCAPES.

5-6'	6-7'
------	------

\$159	\$199
-------	-------



PINUS STROBUS (EASTERN WHITE PINE) - 80HX30W

A LARGE, RAPIDLY GROWING TREE WITH LIGHT GREEN TO BLUISH-GREEN NEEDLES THAT HAVE A WHITE STRIPE UNDERNEATH. GREAT ADDITION TO ANY LANDSCAPE.

5'	6'
----	----

\$129	\$179
-------	-------



PINUS STROBUS 'PENDULA' (WEeping WHITE PINE) - 10HX15W

SEMI-DWARF CULTIVAR WITH WEEPING, TRAILING BRANCHES THAT MAY REACH THE GROUND. FORM IS VARIABLE DEPENDING UPON PRUNING AND TRAINING. BRANCHES TYPICALLY SPREAD HORIZONTALLY FOR A SHORT DISTANCE BEFORE DROOPING. FOLIAGE IS GREEN TO BLUE-GREEN.

4'	5'	6'	7'	8'	9'	10'	11'	12'
----	----	----	----	----	----	-----	-----	-----

\$249	\$279	\$299	\$349	\$399	\$499	\$599	\$649	\$699
-------	-------	-------	-------	-------	-------	-------	-------	-------



PLATANUS X ACERIFOLIA 'BLOODGOOD' (BLOODGOOD PLANETREE) - 100HX80W

ABILITY TO WITHSTAND AIR POLLUTION, DROUGHT, AND OTHER ADVERSITIES WHICH LEND TO ITS POPULARITY AS AN URBAN TREE. UNIFORM BRANCHING HABIT WITH MAPLE LIKE BRIGHT GREEN LEAVES THAT TURN BRONZE, YELLOW, AND GOLD IN THE FALL. FLOWERS FORM IN SPRING THAT YIELD ROUND GREEN FRUIT WHICH MATURE TO A BROWN COLOR AND PERSIST INTO THE WINTER. UNIQUE BARK AND INTERSTING BRANCHING GIVE IT AMAZING VISUAL APPEAL IN SUMMER AND WINTER.



1.5"	1.75"	2"
\$169	\$199	\$239

PLATANUS X ACERIFOLIA 'COLUMBIA' (COLUMBIA PLANETREE) - 80HX40W

BRINGS THE BEAUTY OF THE LONDON PLANETREE WITH RESISTANCE TO DISEASES AND MILDEW. QUICK GROWING, UPRIGHT, ERECT GROWTH PRODUCES DARK GREEN LEAVES THAT TURN YELLOW IN FALL AND PEELING GRAY GREEN BARK THAT EXPOSES GRAY YELLOW ORANGE UNDER BARK. YIELDS SPIKY ROUND FRUITS.



1.5"	1.75"	2"
\$169	\$199	\$239

POTENTILLA FRUTICOSA (POTENTILLA)

BUSHY DECIDUOUS SHRUB GROWING TO 3 FEET TALL AND 5 FEET WIDE THAT HAS BEEN BRED TO INCLUDE A MULTITUDE OF CULTIVARS THAT BEAR FLOWERS IN A LARGE ARRAY OF COLORS INCLUDING WHITE, YELLOW, PINK, PEACH, ORANGE, AND RED. THE FLOWERS ARE SMALL, SINGLE, AND ROSE-LIKE AND APPEAR CONTINUOUSLY FROM LATE SPRING TO EARLY FALL ON FINELY TEXTURED, DARK GREEN FOLIAGE.

VARIETIES:

-'BELLA BELLISSIMA': 3HX3W,
RICH PINK FLOWERS

-'GOLD FINGER': 3HX4W,
BRIGHT YELLOW FLOWERS

-'HAPPY FACE HEARTS': 2HX2W,
PINK WITH YELLOW CENTER FEATHERING OUT TO WHITE

-'HAPPY FACE PINK PARADISE': 3HX3W,
CLEAR-PINK SEMI-DOUBLE FLOWER, YELLOW CENTER

-'HAPPY FACE WHITE': 3HX3W,
LARGE, PURE-WHITE FLOWERS AND DARK GREEN FOLIAGE

-'HAPPY FACE YELLOW': 3HX3W,
EXTRA-LARGE, BRIGHT-YELLOW FLOWERS

-'MANGO TANGO': 2HX2W,
RICH ORANGE-RED RADIATING FROM CENTER OF DEEP-YELLOW

-'MCKAY'S WHITE': 2.5HX3W,
CREAMY WHITE FLOWERS

-'ORANGEADE': 2HX2W,
DEEP ORANGE BLOOMS CONTRASTING AGAINST GREEN FOLIAGE

-'PINK BEAUTY': 3HX3W,
CLEAR-PINK FLOWERS AGAINST BRIGHT GREEN FOLIAGE

-'YELLOW GEM': 2HX4W,
YELLOW, RUFFLED FLOWERS

#2	#3
\$29.90	\$32.50

PRUNUS 'ACCOLADE' (FLOWERING CHERRY) - 25HX8W

DARK PINK BUDS BLOOM EARLY AS PINK FLOWERS THAT DROOP IN CLUSTERS. AFTER THE FLOWERS WANE, DARK GREEN LEAVES EMERGE. FALL FOLIAGE IS A BRILLIANT ORANGE. GREAT WINTER INTEREST WITH SMOOTH DARK RED BARK. NON-FRUITING.

1.5"
\$169



PRUNUS SERRULATE 'KWANZAN' (JAPANESE FLOWERING CHERRY) - 30HX30W

THIS TREE IS KNOWN FOR ITS PROFUSE AND SHOWY DOUBLE PINK BLOOMS IN THE SPRING. FALL FOLIAGE IS A YELLOW-ORANGE. DOES NOT PRODUCE FRUIT. GREAT SPECIMEN TREE.

2"	2.5"	3"
\$229	\$279	\$329



PRUNUS SUBHIRTELLA 'SNOFOZAM' (SNOW FOUNTAIN CHERRY) - 15HX12W

GRACEFUL, CASCADING BRANCHES AND SEMI-DOUBLE, SNOWY-WHITE FLOWERS INSPIRING GIVE THIS WEEPING TREE A FOUNTAIN-LIKE APPEARANCE. SMALL, LEAVES TURN GOLDEN TO ORANGE IN FALL. DISEASE RESISTANT. PRODUCES INEDIBLE FRUITS.

#7	#10	#15	#25	1"	1.5"	1.75"	2"	2.5"	3"	3.5"	4"
\$105	\$135	\$189	\$219	\$99	\$149	\$189	\$229	\$279	\$329	\$369	\$459



PRUNUS SUBHIRTELLA 'PENDULA' (WEeping CHERRY) - 25HX25W

A SMALL TREE WITH GRACEFUL WEEPING BRANCHES. DOUBLE ROSE PINK FLOWERS IN MID SPRING. VERY EFFECTIVE AS A PATIO TREE.


#7	#10	#15	#25	1"	1.5"	1.75"	2"	2.5"	3"	3.5"	4"
\$105	\$135	\$189	\$219	\$99	\$149	\$189	\$229	\$279	\$329	\$369	\$459



PRUNUS X CISTENA (RED LEAF SANDCHERRY) - 8HX6W

UPRIGHT DECIDUOUS SHRUB THAT CAN ALSO BE TRAINED AS A SMALL TREE. MOST NOTED FOR ITS REDDISH PURPLE FOLIAGE THAT RETAINS GOOD COLOR THROUGHOUT THE SUMMER. FRAGRANT, SOLITARY, WHITE FLOWERS WITH PINK TINTS BLOOM IN SPRING AFTER THE FOLIAGE EMERGES.

#3
\$34.50



PYRUS CALLERYANA 'ARISTOCRAT' (ARISTOCRAT PEAR) - 35HX15W

VIGOROUS UPRIGHT FORM WITH A DOMINANT CENTRAL TRUNK. EXCELLENT FOR LINING STREETS OR DRIVES OR AS A SPECIMEN FOR SMALLER SPACES. PRODUCES SMALL WHITE FLOWERS; FOLLOWED BY DISEASE-RESISTANT DARK GREEN LEAVES WITH A UNIQUE WAVY EDGE THAT BECOME REDDISH-PURPLE IN FALL. PRODUCES SMALL RED-BROWN FRUIT WHEN IT CROSS POLLINATES.

1.5"	1.75"	2"	2.5"	3"
\$169	\$199	\$239	\$279	\$359



PYRUS CALLERYANA 'AUTUMN BLAZE' (AUTUMN BLAZE PEAR) - 30HX20W

DISTINCT BEAUTIFUL, ROUNDED, SPREADING HABIT THAT DISTINGUISHES IT FROM OTHER PEARS. PRODUCES WHITE FLOWERS IN SPRING. FOLLOWED BY DARK GLOSSY FOLIAGE THAT TURNS BRILLIANT RED IN FALL. PRODUCES INEDIBLE FRUIT.

1.5"	1.75"	2"	2.5"	3"
\$169	\$199	\$239	\$279	\$359



PYRUS CALLERYANA 'CLEVELAND SELECT' (CLEVELAND SELECT PEAR) - 40HX20W
 (ALSO CALLED 'CHANTICLEAR' AND 'GEN'SFORM') DISTINCTIVE NARROW, COLUMNAR
 FORM MAKES THIS A GREAT CHOICE FOR STREET OR YARD PLANTINGS. GLEAMING
 WHITE BLOOMS IN SPRING. FALL COLOR IS PURPLISH RED-ORANGE.

1.5"	1.75"	2"	2.5"	3"
\$169	\$199	\$239	\$279	\$359



PYRUS CALLERYANA 'REDSPIRE' (REDSPIRE PEAR) - 35HX25W
 EXCELLENT STREET TREE THAT ADAPTS WELL TO ADVERSE URBAN CONDITIONS.
 PYRAMIDAL FORM HOLDS ABUNDANT LARGE CLUSTERS OF WHITE FLOWERS IN
 SPRING. FALL COLOR IS CRIMSON AND PURPLE. FIRE BLIGHT RESISTANT.

1.5"	1.75"	2"	2.5"	3"
\$169	\$199	\$239	\$279	\$359



QUERCUS ALBA (WHITE OAK) - 50HX50W

PYRAMIDAL WHEN YOUNG THAT MATURES TO A LARGE WIDE SPREADING, ROUNDED
 TREE. ADAPTABLE TO VARIOUS SOIL CONDITIONS. GOOD DROUGHT TOLERANCE.


1.5"	1.75"
\$169	\$199



QUERCUS BICOLOR (SWAMP WHITE OAK) - 50HX50W

STRIKING TREE WITH ATTRACTIVE PEELING BARK, ESPECIALLY ON YOUNG TREES.
 LUSTROUS LOBED LEAVES HAVE A TWO-TONED APPEARANCE OF DARK GREEN ON TOP
 AND A SILVERY-WHITE UNDERSIDE. FOLIAGE TURNS ORANGISH-GOLD TO YELLOW
 MID-AUTUMN. AN EXCELLENT SHADE TREE FOR ANY LANDSCAPE.

1.5"	1.75"	2"	2.5"	3"	3.5"	4"	4.5"	5"	5.5"	6"	6.5"	7"
\$169	\$199	\$239	\$279	\$359	\$399	\$499	\$599	\$699	\$799	\$899	\$1050	\$1250



QUERCUS BICOLOR 'BONNIE AND MIKE' (BEACON SWAMP WHITE OAK) - 35HX16W

FASTIGIATE GROWTH PATTERN WITH TIGHT, UPWARD BRANCHING. DROUGHT AND
 FLOOD TOLERANT. FOLIAGE IS SHINY DARK GREEN IN THE SPRING AND SUMMER AND
 CHANGE TO A NICE GOLDEN YELLOW IN FALL. SPRING FLOWERS BLOOM AS A YELLOW-
 GREEN CATKIN WHICH YIELD TAN ACORNS.

1.5"	1.75"
\$169	\$199



QUERCUS COCCINEA (SCARLET OAK) - 70HX50W

NAMED AFTER ITS COLOR SEEN THROUGH THE SEASONS. EARLY SPRING NEW LEAVES
 HAVE A RED HUE AND IN FALL THE LEAVES DISPLAY A VIBRANT RED. THE INNER BARK
 IS EVEN RED. TOLERANT OF POOR SOILS AND WIND RESISTANT.

1.5"	1.75"	2"	2.5"	3"	3.5"	4"	4.5"	5"	5.5"	6"	6.5"	7"
\$169	\$199	\$239	\$279	\$359	\$399	\$499	\$599	\$699	\$799	\$899	\$1050	\$1250



QUERCUS ELLIPSOIDALIS (NORTHERN PIN OAK) - 70HX60W

TALL, ROUNDED, CYLINDRICAL CROWN WITH ASCENDING UPPER BRANCHES AND
 DESCENDING LOWER BRANCHES. DARK GREEN FOLIAGE TURN A NON-SHOWY RUSSET
 RED IN FALL. IN SPRING THE TREE PRODUCES YELLOWISH-GREEN FLOWERS THAT YIELD
 ELONGATED ACORNS. APPEARS SIMILAR TO QUERCUS PALUSTRIS. TOLERANT OF DRY
 SANDY SOILS.

1.5"	1.75"	2"	2.5"	3"
\$169	\$189	\$239	\$279	\$349



QUERCUS IMBRICARIA (SHINGLE OAK) - 55HX55W

RED OAK VARIETY THAT TYPICALLY GROWS IN A CONICAL FORM THAT BROADENS AND ROUNDS WITH AGE. YELLOW-GREEN FLOWERS YIELD ROUNDED ACORNS. FOLIAGE IS A GLOSSY DARK GREEN WITH PALE UNDERSIDE WHICH TURN SHADES OF YELLOW-BROWN AND RED-BROWN IN FALL. LEAVES TEND TO PERSIST INTO WINTER.

1.5"	1.75"
\$169	\$199



QUERCUS MACROCARPA (BUR OAK) - 70HX70W

WHITE OAK VARIETY THAT GROWS TALL WITH BROAD, ROUNDED CROWN. ACORN CUPS ARE COVERED WITH MOSSY SCALES NEAR THE RIM CREATING A 'BUR' LOOK. DARK GREEN LEAVES TURN AN UNDISTINGUISHED YELLOW-BROWN IN FALL.

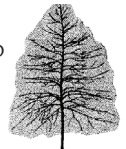
1.5"	2"	4"	4.5"	5"
\$169	\$199	\$499	\$599	\$699



QUERCUS PALUSTRIS (PIN OAK) - 60HX40W

BROAD, PYRAMIDAL HEAD THAT DOES WELL IN WET, POORLY DRAINED SOILS. BRIGHT GREEN GLOSSY LEAVES ARE SIMILAR IN SIZE TO THOSE OF SCARLET OAK. RED FALL COLOR.

1.5"	1.75"	2"	2.5"	3"	6"	6.5"	7"
\$169	\$199	\$239	\$279	\$359	\$899	\$1050	\$1250



QUERCUS PALUSTRIS 'PINGREEN' (GREEN PILLAR PIN OAK) - 45HX15W

NARROW PIN OAK, ALSO COMMONLY CALLED COLUMNAR PIN OAK. HAS STIFF, UPRIGHT BRANCHES THAT HOLD LUSTROUS DARK GREEN LEAVES. FALL FOLIAGE IS A DEEP RED. TOLERATE A WIDE RANGE OF DIFFICULT GROWING CONDITIONS.

4"	4.5"	5"	5.5"	6"	6.5"	7"
\$499	\$599	\$699	\$799	\$899	\$1050	\$1250



QUERCUS ROBUR (ENGLISH OAK) - 50HX50W

IT IS A LARGE, MAJESTIC, WHITE OAK CULTIVAR WITH A BROAD SPREADING ROUNDED CROWN. ROBUST OAK IN REFERENCE TO THE STRENGTH AND DURABILITY OF THE TREE.

1.5"	1.75"	2"	2.5"	3"	3.5"	4"	4.5"	5"	5.5"	6"	6.5"	7"
\$169	\$199	\$239	\$279	\$359	\$399	\$499	\$599	\$699	\$799	\$899	\$1050	\$1250



QUERCUS ROBUR 'FASTIGIATA' (COLUMNAR ENGLISH OAK) - 40HX15W

NARROW, UPRIGHT BRANCHES AS A YOUNG TREE. TREE BROADENS BECOMING MORE PYRAMIDAL WITH AGE. DARK GREEN LEAVES HOLD COLOR INTO FALL BEFORE DROPPING. ATTRACTIVE GARDEN TREE OR IN ROWS ALONG AVENUES.

1.5"	1.75"	2"	2.5"	3"	3.5"	4"
\$169	\$199	\$239	\$279	\$359	\$399	\$499



QUERCUS ROBUR 'WANDELL' (WANDELL COLUMNAR ENGLISH OAK) - 40HX15W

THIS ENGLISH OAK HAS A STRONG UPRIGHT HABIT. THE NARROW FORM IS EVIDENT EARLY AND CONTINUES THROUGHOUT MATURITY. POSSESSES A NATURALLY TIGHT AND SYMMETRICAL BRANCHING WITH GOOD POWDERY MILDEW RESISTANCE.


3"	3.5"	4"	4.5"	5"
\$359	\$399	\$499	\$599	\$699



QUERCUS ROBUR X BICOLOR 'LONG' (REGAL PRINCE ENGLISH OAK) - 60HX25W

NARROW OVAL CULTIVAR WITH FASTIGIATE BRANCHING. GLOSSY, LEATHERY DARK GREEN LEAVES TURN YELLOW-BROWN IN FALL. EXCELLENT RESISTANCE TO POWDERY MILDEW AND VERY HARDY TO HARSH WINTERS INCLUDING WIND AND ICE.

1.5"	1.75"	3"	3.5"	4"	4.5"	5"
\$169	\$199	\$359	\$399	\$499	\$599	\$699



QUERCUS ROBUR X BICOLOR 'NADLER' (KINDRED SPIRIT OAK) - 30HX6W
 ONE OF THE TIGHTEST COLUMNAR TREES. MILDEW AND DROUGHT RESISTANT AND TOLERANT TO URBAN CONDITION MAKING IT AN IDEAL TREE FOR NARROW STREETS. SIMILAR TO REGAL PRINCE.



1.5"	1.75"	2"
\$169	\$199	\$239

QUERCUS RUBRA (RED OAK) - 70HX60W

FAST GROWING TREE THAT MATURES INTO A ROUNDED CROWN. FALL COLOR IS DARK RED WITH THE LEAVES PERSISTENT INTO THE WINTER. THIS TREE IS KNOWN TO BE RESISTANT TO POLLUTION, MAKING IT A GOOD SELECTION FOR INDUSTRIAL AREAS.



1.5"	1.75"	2"	2.5"	3"	3.5"	4"	4.5"	5"	5.5"	6"
\$169	\$199	\$239	\$279	\$359	\$399	\$499	\$599	\$699	\$799	\$899

RHODODENDRON SPP.

EVERGREEN SHRUB THAT FEATURE A BLOOM IN LATE SPRING TO EARLY SUMMER; FLOWER COLORS INCLUDE PINK, RED, VIOLET, YELLOW, AND WHITE, DEPENDING ON THE VARIETY. SIZE ALSO VARIES CONSIDERABLY, FROM 1 OR 2 FEET TO OVER 20 FEET IN HEIGHT, SO CHOOSE PLANTS CAREFULLY TO FIT YOUR GARDEN SITUATION.

VARIETIES:

CATAWBIESE (LARGE LEAF):

-**'AMY COTTA': 3HX4W**, LAVENDER PINK FLOWERS, DARK GREEN FOLIAGE

-**'CUNNINGHAM'S WHITE': 4HX4W**, LARGE TRUSSES OF SHOWY WHITE FLOWERS

-**'ENGLISH ROSEUM'/'ROSEUM PINK': 10HX11W**, LIGHT ROSE-LILAC FLOWERS

-**'LEE'S DARK PURPLE': 7HX8W**, GLOSSY DARK GREEN LEAVES, DEEP PURPLE FLOWERS

-**'NOVA ZEMBLA': 5HX5W**, RICH RED FLOWERS IN SPRING

-**'PURPUREUM ELEGANS': 6HX6W**, ROSE-LILAC FLOWERS

-**'ROSEUM ELEGANS': 6HX6W**, LILAC FLOWERS WITH PINK OVERTONES IN MID-SPRING

#2	#3
\$32.50	\$42.50

LITTLE LEAF:

-**'AGLO': 3HX3W**, LIGHT PINK SPRING FLOWERS

-**'PJM': 4HX5W**, LITTLE LEAF, SMALL TRUSSES OF LAVENDER-PINK BLOOMS

-**'PJM ELITE': 4HX3W**, PINKISH-PURPLE FLOWER WITH PURPLE-PLUM WINTER FOLIAGE

-**'PJM LANDMARK': 4HX4W**, PINK FLOWERS, GREEN FOLIAGE TURNS RED IN FALL

-**'PURPLE GEM': 2HX3W**, LITTLE LEAF DWARF WITH LIGHT PURPLE FLOWERS

#2	#3	#5
\$28.50	\$42.50	\$69

RHUS AROMATICA 'GRO-LOW' (GRO-LOW SUMAC) - 3HX6W

A TOUGH, FAST-GROWING GROUND COVER FOR SLOPES OR BANKS, AND AREAS WITH POOR, DRY SOIL. THE GLOSSY, GREEN FOLIAGE DISPLAYS AN EXCELLENT RED FALL COLOR AND IS FRAGRANT WHEN BRUSHED AGAINST OR LEAVES ARE CRUSHED. WORKS WELL IN BORDER PLANTINGS, BACKED BY TALLER SHRUBS AND PERENNIALS. DECIDUOUS.

#2	#3
\$26.50	\$36.50

LANDSCAPE ROSES

SHRUB ROSES TAKE THE BEST OF THE HARDEST ROSE SPECIES, AND COMBINE THOSE TRAITS WITH MODERN REPEAT BLOOMING AND DIVERSE FLOWER FORMS, COLORS AND FRAGRANCES. SOME SHRUB ROSES MAY GROW TALL, WITH VIGOROUS, FAR-REACHING CANES; OTHERS STAY COMPACT. RECENT ROSE BREEDING HAS FOCUSED ON DEVELOPING HARDIER SHRUB ROSES FOR LANDSCAPING THAT NEED LITTLE TO NO MAINTENANCE.

VARIETIES:

CLIMBING:

-‘AMERICA’: MEDIUM PINK, DOUBLE FLOWERS

-‘BLAZE’: DOUBLE MEDIUM RED BLOOMS

-‘DON JUAN’: VERY FRAGRANT, SEMI-DOUBLE, DARK RED

-‘GOLDEN SHOWERS’: BRIGHT, YELLOW FADE TO CREAM, HONEY LIKE FRAGRANCE

-‘WILLIAM BAFFIN’: SEMI-DOUBLE, DEEP PINK FLOWERS

SHRUB:

-AT LAST: 3HX3W,

AT LAST[®] COMBINES ALL THE ROMANCE OF A FRAGRANT, FULLY-PETALED TEA ROSE WITH THE NON-SENSIBLE PRACTICALITY OF A DISEASE-RESISTANT LANDSCAPE ROSE. NO SPRAYING IS REQUIRED TO ENJOY A NON-STOP DISPLAY OF LARGE, SWEETLY PERFUMED SUNSET-ORANGE BLOSSOMS FROM LATE SPRING THROUGH FROST. GLOSSY FOLIAGE AND A VIGOROUS, ROUNDED HABIT

-COLOR COCKTAIL: 3HX3W,

STRONG BLOOMING, EASY TO GROW, DISEASE RESISTANT ROSE. GLOSSY, DEEP GREEN LEAVES ON LOW ARCHING STEMS SERVE AS THE BACKDROP FOR MASSES OF BUDS THAT OPEN YELLOW AND QUICKLY MORPH TO PINK AS THE FLOWERS AGE, GIVING A UNIQUE, MULTI-COLORED LOOK THAT IS BREATHTAKING!

-MIRACLE ON THE HUDSON: 4HX2W,

NAMED TO HONOR THE HEROIC CREW AND PASSENGERS OF FLIGHT 1549, THIS AMAZING ROSE GIVES EASY CARE COLOR ALL SUMMER LONG! MIRACLE ON THE HUDSON[™] IS AN AWARD-WINNING, BRIGHT RED SHRUB ROSE WITH CONTINUOUS BLOOMS, STRONG DISEASE RESISTANCE AND LOW MAINTENANCE.

GROUND COVER DRIFT:

-‘APRICOT’: 2HX3W, DOUBLE, APRICOT COLORED FLOWER

-‘CORAL’: 2HX3W, BRIGHT, CORAL-ORANGE BLOOMS

-‘MEIGALPIO’: 2HX2W, SCARLET RED BLOOMS ALL SUMMER

-‘PEACH’: 1.5HX2W, SOFT, PEACH COLORED FLOWERS

-‘PINK’: 1.5HX3W, DEEP PINK WITH SOFT-FACED CENTER FLOWER

-‘POPCORN’: 2HX3W, SOFT YELLOW FLOWERS FADE TO CREAM

-‘RED’: 2HX3W, CLUSTERS OF VERY PETITE, RED FLOWERS

-‘SWEET’: 2HX3W, CLUSTERS OF CLEAR, PINK, DOUBLE FLOWERS

-‘WHITE’: 2HX3W, DOUBLE BLOOM, WHITE FLOWERS WITH LIGHT PINK TINT

FLOWER CARPET:

-‘AMBER’: 2HX3W, SEMI-DOUBLE, PEACHY-AMBER BLOOMS FADE TO SEASHELL-PINK

-‘PINK’: 2HX3W, VIBRANT, HOT-PINK FLOWERS

-‘RED’: 2HX3W, BRIGHT RED FLOWER WITH YELLOW CENTER

-‘WHITE’: 2HX3W, BRIGHT WHITE FLOWER

LANDSCAPE ROSES CONTINUED:

KNOCK OUT:

- 'CORAL'**: 4HX4W, DOUBLE, UNIQUE CORAL COLOR
- 'DOUBLE'**: 4HX4W, DOUBLE, CANDY-RED FLOWER
- 'DOUBLE PINK'**: 4HX4W, DOUBLE, BRIGHT PINK FLOWER
- 'DOUBLE RED'**: 4HX4W, DOUBLE, CHERRY RED FLOWERS
- 'KNOCK-OUT'**: 4HX4W, SINGLE, CANDY-RED FLOWER
- 'PEACHY'**: 3HX3W, SEMI-DOUBLE, SOFT SHELL-PINK
- 'PINK'**: 4HX4W, SINGLE, BRIGHT PINK FLOWER
- 'RED'**: 4HX4W, SINGLE, CHERRY RED FLOWER
- 'SUNNY'**: 3HX3W, SINGLE, BRIGHT YELLOW FADING TO CREAM;
- 'WHITE OUT'**: 3HX3W, SINGLE, CREAM FLOWER ON DARK FOLIAGE

HOME RUN:

- 'RED'**: 4HX4W, SINGLE, TRUE RED FLOWER
- 'PINK'**: 4HX4W, SINGLE, VIVID PINK FLOWER

OSO EASY - EASY CARE AND DISEASE RESISTANT

- 'CHERRY PIE'**: 3HX3W, ABUNDANT RED SUMMER FLOWERS. GLOSSY FOLIAGE
- 'DOUBLE RED'**: 4HX4W, LUSH, DEEP-RED FLOWERS, LUSTROUS GREEN FOLIAGE
- 'HOT PAPRIKA'**: 2HX2W, LOW GROWING WITH ELECTRIC GLOWING ORANGE
- 'LEMON ZEST'**: 3HX3W, SUNNY, CANARY-YELLOW FLOWERS THAT DON'T FADE TO WHITE

OSO EASY: EASY CARE AND DISEASE RESISTANT

- 'MANGO SALSA'**: 3HX3W,
SHADES OF RUBY-RED GRAPEFRUIT, SUMMER SUNSETS AND TROPICAL COCKTAILS.

-**'PAPRIKA'**: 2HX3W,

ORANAGE BLOOMS WITH YELLOW CENTERS

RUGOSA: 5HX5W,

DENSE, ROUNDED, THORNY, SUCKERING ROSE WITH FRAGRANT PINK OR WHITE FLOWERS. FLOWERS ARE FOLLOWED BY FLESHY, EDIBLE HIPS THAT RIPEN BRIGHT RED AND PERSIST.

#2	#3
\$27.50	\$31

SALIX ALBA 'TRISTIS' (GOLDEN WEeping WILLOW) - 60HX60W

BROAD CANOPY OF GOLDEN WEeping BRANCHES. RICH GREEN SUMMER FOLIAGE TURNS YELLOW-GREEN COLOR IN FALL. PROVIDES POPULAR HABITAT FOR BIRDS.

#15	1.5"	1.75"	2.5"	4.5"
\$99	\$149	\$199	\$279	\$499



SALIX CAPREA 'PENDULA' (PENDULA PUSSY WILLOW) - 6HX8W

WEeping SHRUB THAT IS TYPICALLY GRAFTED ONTO A STANDARD WHICH ALLOWS BRANCHES TO WEep DOWNWARD. PRODUCES FUZZY CATKINS EARLY SPRING BEFORE DARK GREEN LEAVES EMERGE. FALL FOLIAGE IS YELLOW. THIS PLANT IS VERY ADAPTABLE AND WILL TOLERATE SOME STANDING WATER AND URBAN POLLUTION.

1.5"
\$169



SALIX DISCOLOR (PUSSY WILLOW) - 10Hx10W

AN EARLY HERALD OF SPRING, THE SILKY PUSSY WILLOW CATKINS OPEN WELL BEFORE OTHER SPRING BLOOMS. THE FLOWERS STAND OUT BECAUSE THEY BLOOM ON BARE STEMS BEFORE LEAVES APPEAR, PROVIDE POLLEN FOR NATIVE BEES VERY EARLY IN THE SEASON. TRUNKS ARE TYPICALLY CLUSTERED WITH A STRONG, UPRIGHT FORM THAT PROVIDES GOOD COVER AND NESTING SITES FOR A VARIETY OF BIRDS.



#2	#3
\$24.50	\$36.50

SALIX INTEGRAL 'HAKURO NASHIKI FLAMINGO' (DAPPLED WILLOW) - 15Hx15W

WEeping BRANCHES DISPLAY STRIKING PINK STEMS AND BUDS, SURROUNDED BY FOLIAGE MOTTLED IN WHITE, GREEN AND SOFT PINK HIGHLIGHTS. COLORED STEMS PROVIDE EXCELLENT WINTER INTEREST. THIS GRACEFUL SHRUB IS A PERFECT GARDEN ACCENT. CAN BE GROWN IN A GRAFTED TREE FORM. FEATURES YELLOWIS FLOWERS IN SPRING AND PINKISH FOLIAGE THAT MATURES TO A VARIEGATED PALE GREEN DURING THE GROWING PEASON THAT TURN YELLOW IN FALL.



SHRUB		TREE FORM		
#3	#5	#10	#15/48"HEAD	72"HEAD
\$32.50	\$48.50	\$129	\$189	\$299

SALIX MATSUDANA 'GOLDEN CURLS' (COLDEN CURLS WEEPING WILLOW) - 40Hx40W

DROUGHT AND SALT TOLERANT. YELLOW FLOWERS BLOOM IN SPRING BEFORE GLOSSY GREEN FOLIAGE EMERGES AND TURNS BRIGHT YELLOW IN FALL. BRANCHES ARE CONTORTED AND TWISTED AS THEY WEEP DOWNWARDS. BARE WINTER BRANCHES HAVE GOLDEN COLOR.



3"
\$399

SAMBUCUS NIGRA (ELDERBERRY)

DECIDUOUS, SOMEWHAT SPRAWLING, MULTI-STEMMED SHRUB. TINY WHITE FLOWERS BLOOM IN JUNE-JULY AND GIVE WAY TO CLUSTERS OF EDIBLE, GLOSSY BLACK FRUIT IN LATE SUMMER. FRUITS ARE ALSO ATTRACTIVE TO BIRDS AND WILDLIFE.

VARIETIES:

-'BLACK LACE': 7Hx4W,

DISTINCTIVE LACY FOLIAGE ALL SEASON AND SOFT PINK EARLY SUMMER FLOWERS. SEASON LONG COLOR AND TEXTURE. DEER RESISTANT.

-'BLACK TOWER': 7Hx4W,

NARROW, UPRIGHT SHRUB WITH FANTASTIC BURGUNDY COLORED FOLIAGE. SOFTLY CUT EDGES PROVIDE AN ELEGANT TEXTURE. BRIGHT PINK FLOWERS ARE FOLLOWED BY BLACKISH RED BERRIES.

-'INSTANT KARMA': 7Hx7W,

NEAT, CLEAN FOLIAGE OF INTERPLAYING GREEN AND WHITE. LARGE, LACY FLOWER CLUSTERS APPEAR IN EARLY SUMMER, AND IF A POLLINATOR (LIKE BLACK LACE® OR BLACK BEAUTY™) IS PRESENT, YOU'LL GET A CROP OF PURPLE-BLACK FRUIT IN AUTUMN.

-'LACED UP': 10Hx4W,

NARROW, UPRIGHT VARIETY THAT TAKES UP ONLY A FEW SQUARE FEET OF GROUND. FEATHERY BLACK FOLIAGE COVERS BROOMSTICK-STRAIGHT STEMS THAT SHOOT TOWARD THE SKY BUT STAY IN A NARROW COLUMN. EARLY SUMMER BRINGS HUNDREDS OF PINK FLOWERS TO CONTRAST WITH THE LEAVES.

#3	#7
\$36.50	\$49

SAMBUCUS RACEMOSA 'LEMONY LACE' (LEMONY LACE ELDERBERRY) - 4HX4W

"LEMONY LACE" OFFERS FINELY DISSECTED FOLIAGE BUT IN A CHEERY GOLD COLOR TO LIGHT UP A LANDSCAPE. PRODUCES BIG CLUSTERS OF WHITE FLOWERS IN EARLY SPRING BEFORE THE FOLIAGE EMERGES, THEN BRIGHT YELLOW LEAVES TAKE OVER, EDGED IN RED. AS THE FOLIAGE AGES, IT TURNS AN ATTRACTIVE CHARTREUSE YELLOW.

#2	#3	#7
\$29.90	\$36.50	\$49

SORBUS AUCUPARIA 'CARDINAL ROYAL' (EUROPEAN MOUNTAIN ASH) - 30HX15W

SMALL, DECIDUOUS TREE WITH A NARROW, UPRIGHT-OVAL CROWN, USUALLY ROUNDING AND OPENING WITH AGE. COMPOUND, MEDIUM GREEN LEAVES HAVE A SILVERY UNDERSIDE, TURN YELLOW TO REDDISH-PURPLE IN FALL. SMALL, WHITE, FLOWERS BLOOM IN FLATTENED CORYMBES IN MAY. FLOWERS GIVE WAY TO PENDANT CLUSTERS OF ORANGE-RED BERRY-LIKE DRUPES IN LATE SUMMER.



1.5"	1.75"
\$169	

SPIRAEA

ABOUT 80 SPECIES MAKE UP THIS GENUS OF DECIDUOUS SHRUBS. THEY ARE GROWN PRIMARILY FOR THEIR SMALL BUT PROFUSE WHITE, PINK, OR PURPLE FLOWERS IN SPRING OR SUMMER. USE IN A VARIETY OF LANDSCAPE PLANTING APPLICATIONS. DEER RESISTANT

VARIETIES:

BUMALDA

-'ANTHONY WATERER': 4HX4W,

ATTRACTIVE REDDISH-PURPLE SPRING FOLIAGE, ROSY-PINK FLOWERS IN EARLY SUMMER

-'DART'S RED': 3HX5W,

DEEP CARMINE-RED FLOWERS THAT FADE TO ROSY PINK

-'FIRE LIGHT': 3HX4W,

FOLIAGE EMERGES DEEP ORANGE. SMALL DEEP PINK FLOWERS CONTRAST WITH THE GOLDEN YELLOW MATURE FOLIAGE; FIERY-RED FALL COLOR.

-'FLAMINGMOUND': 2HX2W,

FOLIAGE EMERGES SHADES OF RED THAT FADES TO YELLOW-GREEN AND TURNS RED IN FALL. DEEP PINK FLOWERS BLOOM LATE SPRING.

-'GOLD FLAME': 4HX4W,

EMERGE BRONZE-RED, TO YELLOW & GREEN, ORANGE-COPPER IN FALL, ROSE PINK FLOWERS

-'LIMEMOUND': 3HX4W,

BRIGHT LEMON-YELLOW FOLIAGE MATURES TO A VIVID LIME GREEN. SOFT PINK BLOOMS IN SUMMER. ORANGE-RED FALL FOLIAGE, RED STEMS.

-'MAGIC CARBPET': 2HX3W,

LEAVES EMERGE RED THAT MATURE TO GOLD-GREEN DEPENDING ON AVAILABLE LIGHT. FALL FOLIAGE IS RUSSET. PRODUCES CLUSTERS OF SMALL BRIGHT PINK FLOWERS.

#2	#3
\$23.50	\$29.50

JAPONICA

-'DAKOTA GOLDCHARM': 2HX3W,

PINK FLOWERS BLOOM THROUGH SUMMER. SHOWY GOLDEN FOLIAGE WITH PINK ACCENTS TURN PINKISH-RED IN FALL.

-'GOLD MOUND': 3HX4W,

GOLD-TONED FOLIAGE FROM SPRING TO FALL. PINK FLOWERS

#2	#3
\$23.50	\$29.50

SPIRAEA - JAPONICA CONTINUED:

-'LITTLE PRINCESS': 3HX3W,
DAINTY, ROSE PINK FLOWERS ON MINT-GREEN FOLIAGE

-'MAGIC CARPET': 2HX2W,
FOLIAGE EMERGES VIBRANT RED, MATURES TO BRIGHT GOLD, RICH RUSSET RED IN FALL. PINK FLOWERS

-'NEON FLASH': 3HX3W,
BRIGHT NEON RED FLOWERS OFFSET BY A NEAT MOUND OF RICH GREEN FOLIAGE THAT BECOMES DARK BURGUNDY IN FALL

-'SHIROBANA': 2HX3W,
LIGHT GREEN FOLIAGE WITH WHITE, PINK-RED FLOWER CLUSTERS

NIPPONICA

-'SNOWMOUND': 5HX5W,
GRACEFUL BRANCHING WITH DARK GREEN FOLIAGE AND CLUSTERS OF WHITE FLOWERS

-'VANHOUTEII' (BRIDALWREATH); 8HX10W,
ARCHING BRANCHES, DOUBLE WHITE FLOWERS, BLUE GREEN LEAVES TURN PURPLISH IN FALL.

THUNBERGII 'OGON' (MELLOW YELLOW SPIREA): 5HX5W,
GOLDEN YELLOW FOLIAGE MATURES TO A BRIGHT YELLOW-GREEN IN SUMMER THAT TURNS SHADES OF ORANGE IN FALL. BEST GOLDEN YELLOW COLOR IS PRODUCED WHEN PLANTED IN FULL SUN. TOLERANT TO A WIDE RANGE OF SOIL CONDITIONS.

VANHOUTTEI 'RENAISSANCE' (RENAISSANCE SPIREA) - 8HX12W
BLUE-GREEN FOLIAGE. SHOWY WHITE FLOWERS BLOOM MID SPRING.

#2	#3
\$23.50	\$29.50

JAPONICA DOUBLE PLAY SERIES - FEATURES COLORFUL FOLIAGE AND FLOWERS

-'ARTISAN': 2HX3W,
RICH, PURPLE-RED NEW GROWTH, FUSCHIA SUMMER FLOWERS

-'BIG BANG': 3HX3W,
FOLIAGE EMERGES ORANGE, GOES YELLOW THEN RICH GOLDEN ORANGE ON FALL PINK FLOWERS

-'BLUE KAZOO': 3HX3W,
COOL BLUE FOLIAGE WITH CRISP WHITE BLOOMS. HINTS OF BURGUNDY IN THE NEW GROWTH FORESHADOW THE RICH RED FOLIAGE COLOR IT DEVELOPS IN FALL.

-'CANDY CORN': 2HX2W,
BRIGHT, CANDY-APPLE RED FOLIAGE MATURES TO YELLOW WITH BLAZING ORANGE THROUGHOUT SEASON. VIBRANT, RED-VIOLET BLOOMS

-'DOOZIE': 3HX3W,
FOLIAGE EMERGES DEEP RED IN SPRING. BRIGHT, GLOWING PURPLE-RED FLOWERS IN LATE SPRING THAT CONTINUE THROUGH SUMMER

-'GOLD': 2HX2W,
BRIGHT GOLD FOLIAGE WITH HOT-PINK SPRING FLOWERS

-'PAINTED LADY': 3HX3W,
SPLASHY GREEN, YELLOW, AND CREAM VARIEGATED LEAVES. BRIGHT PINK BLOOMS

-'RED': 3HX3W,
FOLIAGE EMERGES A RICH, BURGUNDY AND MATURES TO DARK GREEN. CRIMSON RED BLOOMS

#2	#3
\$24.50	\$32.50

STEPHANANDRA INCISA CRISPA (CRISPA LACE SHRUB) - 3HX4W

DENSE, LOW GROWING FORM CREATING A MOUND LOOK. BRIGHT GREEN LEAVES COVER WEEPING BRANCHES AND TURN YELLOW-ORANGE IN FALL. PRODUCES SMALL STAR-SHAPED YELLOW-WHITE FLOWERS THAT BLOOM LATE SPRING.

#2

\$29.50

SYRINGA BLOOMERANG (BLOOMERANG LILAC) - 4HX4W

ENJOY CLASSIC LILAC FRAGRANCE FOR MONTHS INSTEAD OF WEEKS! THIS REVOLUTIONARY NEW TYPE OF LILAC BLOOMS IN SPRING, AND AFTER A SHORT REST DURING THE HEAT OF SUMMER, IT FLOWERS AGAIN, RIGHT UP UNTIL FROST. COMPACT, MOUNDED SHAPE FITS EASILY INTO ANY LANDSCAPE, AND IS IDEAL AS A HEDGE OR FOUNDATION PLANTING.

#2

#3

\$36.50

\$42

SYRINGA MEYERI 'PALIBIN' (DWARF KOREAN LILAC ON STANDARD) - 7HX6W

AN IDEAL KOREAN LILAC FOR SMALL GARDENS, SYRINGA MEYERI 'PALIBIN' IS A DENSE, COMPACT, LOW-SPREADING, DECIDUOUS SHRUB THAT GETS COVERED WITH A PROFUSION OF SWEETLY-FRAGRANT UPRIGHT PANICLES OF LILAC-PINK SINGLE FLOWERS IN LATE SPRING TO EARLY SUMMER. ALTERNATE TREE FORM, IS GRAFTED ONTO A STANDARD. BEST USED AS A SOLITARY ACCENT IN A GARDEN.



#3

#5

4' TF

#7 TF

18" HD

24" HD

30" HD

36" HD

42" HD

\$36.50

\$55

\$109

\$129

\$169

\$199

\$249

\$299

\$349

SYRINGA PRESTONIAE 'DONALD WYMAN' (DONALD WYMAN LILAC) - 10HX6W;

EXTREMELY HARDY, LATE BLOOMING VARIETY. PURPLE BUDS AND SINGLE, FRAGRANT, PINK-LILAC FLOWER CLUSTERS APPEAR ON NEW SPRING GROWTH TWO WEEKS AFTER COMMON VARIETIES. USEFUL IN SHRUB BORDERS, INFORMAL HEDGES AND PERENNIAL BORDERS.

#3

#7

\$42

\$69

SYRINGA PUBESCENS SUBSP. PATULA 'MISS KIM' (MISS KIM LILAC) - 8HX8W;

UPRIGHT, COMPACT LILAC BLOOMS LATER THAN OTHERS, EXTENDING THE SEASON WITH DEEP PURPLE BUDS THAT REVEAL CLUSTERS OF HIGHLY FRAGRANT, LAVENDER BLUE FLOWERS. FOLIAGE IS BURGUNDY-TINGED IN FALL. HARDY, WITH EXCELLENT POWDERY MILDEW RESISTANCE. GREAT FOR BORDER ACCENT OR MASS PLANTING.

#3

#5

#7

#7TF

18" HEAD

24" HEAD

30" HEAD

36" HEAD

42" HEAD

\$36.50

\$55

\$79

\$129

\$169

\$199

\$249

\$299

\$349

SYRINGA RETICULATA (JAPANESE TREE LILAC) - 30HX25W;

DARK GREEN LEAVES IN SUMMER THAT FADE AS THEY AGE TO A YELLOW-GREEN COLOR. CREAMY WHITE FRAGRANT FLOWERS YIELD DRY CAPSULED SEEDS.



SINGLE STEM

MULTI STEM

1.5"

1.75"

2"

2.5"

7'

\$169

\$199

\$249

\$299

\$189

SYRINGA RETICULATA 'IVORY SILK' (IVORY SILK TREE LILAC) - 20HX15W

LARGE UPRIGHT PLUMES OF CREAMY WHITE FLOWERS IN EARLY SUMMER. ADAPTABLE TO URBAN GROWING CONDITIONS. SMALL STATURE WITH AN UPRIGHT SPREADING VASE SHAPE.



SINGLE STEM

MULTI STEM

1.5"

1.75"

2"

2.5"

7'

\$169

\$199

\$249

\$299

\$189

SYRINGA VULGARIS (FRENCH HYBRIDS)

UPRIGHT, MULTI-STEMMED, SUCKERING, DECIDUOUS SHRUB, TYPICALLY MATURES TO 12-16'H X 8-12' WIDE. PARTICULARLY NOTED FOR ITS MID TO LATE SPRING (MAY) BLOOM OF VERY FRAGRANT, LILAC TO PURPLE FLOWERS, WHICH BLOOM IN LARGE CONICAL TO NARROW-PYRAMIDAL PANICLES.

VARIETIES:

-**'ALBERT F. HOLDEN': 7Hx8W,**
FRAGRANT, SINGLE, DEEP VIOLET FLOWERS BLOOM LATE SPRING

-**'ANDENKEN AN LUDWIG SPATH': 12Hx8W,**
FRAGRANT, DEEP WINE-RED FLOWERS

-**'CHARLES JOLY': 8Hx6W,**
VERY FRAGRANT, DEEP, WINE-RED, DOUBLE FLOWERS

-**'KRASAVISTA MOSKOVY': 12Hx7W,**
FRAGRANT DOUBLE WHITE WITH PINK BLUSH FLOWERS

-**'LUDWIG SPAETH': 8Hx6W,**
VERY FRAGRANT, DARK-PURPLE SINGLE BLOOMS IN LATE SPRING

-**'MONGE': 12Hx12W,**
FRAGRANT, REDDISH-PURPLE SINGLE FLOWERS BLOOM LATE SPRING

-**'MONTAIGNE': 12Hx10W,**
VERY FRAGRANT, DOUBLE PINK FLOWERS, VERY HARDY

-**'PRESIDENT GREVVY': 10Hx8W,**
VERY FRAGRANT, LARGE, DOUBLE VIOLET-BLUE FLOWERS

-**'PRIMROSE': 12Hx12W,**
LIGHTLY FRAGRANT, SINGLE, CREAMY YELLOW FLOWERS

-**'SENSATION': 10Hx8W,**
LIGHTLY FRAGRANT, SINGLE, PURPLE FLORETS EDGED IN WHITE

#3	#5	#7	30"	3'	4'	5'	6'
\$36.50	\$49	\$69	\$59	\$79	\$119	\$159	\$199

SYRINGA X JOSIFLEXA 'ROYALTY' (ROYALTY LILAC) - 10Hx7W

CANADIAN HYBRID. LATE BLOOMING. ENORMOUS, FRAGRANT, CLUSTERS OF VIOLET-PURPLE FLOWERS AGAINST DARK GREEN HEART-SHAPED LEAVES.

#3	#7
\$42	\$69

TAXODIUM DISTICHUM (BALD CYPRESS)

DECIDUOUS CONIFER (LOOSES ITS NEEDLES IN WINTER). YELLOW-GREEN FOLIAGE IS SOFT AND FEATHERY TURNS AN ORANGE-CINNAMON BROWN BEFORE DROPPING. GROWS WELL IN A VARIETY OF SOIL CONDITIONS.

VARIETIES:

-**'CASCADE FALLS' (WEeping BALD CYPRESS): 20Hx8W,**
GRAFTED FORM WITH WEeping BRANCHES. DOES NOT PRODUCE ANY VIABLE SEEDS.



- **'MICKELSON' (SHAWNEE BRAVE BALD CYPRESS): 75Hx20W,**
UPRIGHT PYRAMIDAL FORM.



5'
\$149

TAXUS BACCATA 'REPANDENS' (WEEPING ENGLISH YEW) - 4HX10W

LOW GROWING, ARCHING BRANCHES DROOP AT THEIR TIPS. SPREADING HABIT MAKES IT IDEAL AS A MEDIUM-SIZED GROUNDCOVER, ESPECIALLY IN WOODLAND CONDITIONS. HAS DARK GREEN FOLIAGE WHICH EMERGES LIGHT GREEN IN SPRING. THE FERNY LEAVES REMAIN DARK GREEN THROUGH THE WINTER. RED FRUIT FORM EARLY-LATE FALL.

15-18"
\$45

TAXUS CUSPIDATA 'CAPITATA' (CAPITATA UPRIGHT YEW) - 15HX8W

BRIGHT GREEN PYRAMIDAL CONIFER IS HIGHLY VERSATILE. FINE TEXTURED FOLIAGE BEARS A SOFT, LUSH APPEARANCE. ATTRACTIVE EXFOLIATING REDDISH BARK. EXCELENT STAND ALONE SPECIMEN OR IN SCREEN, WINDBREAK OR BACKGROUND. TOLERATES SHADE.

24-30"	30-36"	3-3.5'
\$69	\$85	\$99

TAXUS MEDIA 'DESNSIFORMIS' (SPREADING YEW) - 4HX5W

DENSE, LOW, SPREADING SHRUB IS AN EXCELLENT BASIC FOUNDATION PLANTING FOR HEDGE, SCREEN OR BORDER. DARK GREEN FOLIAGE BACKS SCARLET BERRY-LIKE CONES. VERSATILE AND DURABLE, TOLERATES SHEARING WELL. EVERGREEN.

15-18"	18-24"	#3	#5
\$36.50	\$49	\$39	\$45

TAXUS MEDIA

'HICKSII' (HICKS UPRIGHT YEW): 10HX4W,

EXCELLENT EVERGREEN SHRUB FOR TALL HEDGES, DISPLAYING GLOSSY DARK GREEN FOLIAGE. LONG, UPRIGHT GROWING BRANCHES FORM A NARROW, COLUMNAR HABIT.

'NIGRA' (DARK GREEN SPREADING YEW): 4HX6W,

AN INCREDIBLY VERSATILE EVERGREEN SHRUB WITH AN UPRIGHT, WIDE-SPREADING HABIT. BRIGHT GREEN EMERGING FOLIAGE IS HELD AGAINST VERY DARK GREEN NEEDLES IN SPRING. A BEAUTIFUL GARDEN OR MASSING SHRUB, TOLERANT TO PRUNING AND SHADE.

18-24"
\$49

TUJA OCCIDENTALIS 'BOBOZAM' (MR.BOWLING BALL GLOBE ARBORVITAE) - 2HX2W

DWARF, ROUNDED SHRUB WITH DENSE FOLIAGE. LACY, RICH GREEN FOLIAGE WITH EXCELLENT YEAR-ROUND COLOR RETENTION. USEFUL AS A LOW HEDGE OR IN FOUNDATION PLANTINGS. ESPECIALLY USEFUL IN AREAS WHERE SPACE IS LIMITED. EVERGREEN.

#2	#3
\$29.90	\$45

TUJA OCCIDENTALIS 'FIRE CHIEF' (FIRE CHIEF GLOBE ARBORVITAE) - 2HX2W

A NEARLY PERFECTLY GLOBE-SHAPED SHRUB WITH FINE, BRIGHT GOLD SPRING FOLIAGE AND FANTASTIC DEEP RED FALL COLOR. THIS SPORT OF THE POPULAR RHEINGOLD HAS DEEPER COLOR AND IS LESS PRONE TO SPLITTING. A SLOW GROWING, LOW MAINTENANCE EVERGREEN PERFECT FOR A LANDSCAPE FOUNDATION OR AS A ROCK GARDEN SPECIMEN.

#2	#3
\$29.90	\$45

TUJA OCCIDENTALIS 'LITTLE GIANT' (LITTLE GIANT GLOBE ARBORVITAE) - 4HX4W

THIS SMALL, GLOBE-SHAPED EVERGREEN SHRUB IS A VERY VERSATILE AND NOTED FOR HOLDING ITS COLOR WELL THROUGH THE WINTER MONTHS. THE RICH GREEN FOLIAGE AND SMALL FORM MAKE THIS A WONDERFUL FOUNDATION PLANT, SPECIMEN OR HEDGE.

#2	#3
\$29.90	\$45

THUJA OCCIDENTALIS 'NIGRA' (DARK AMERICAN ARBORVITAE) - 25HX10W

THIS DENSE EVERGREEN HAS DARK GREEN FOLIAGE DEVELOPING A BROAD PYRAMIDAL HABIT. TOLERATES DRY ALKALINE SOIL. EXCELLENT FOR SCREENING.

3'	4'	5'	6'	7'	7'HY	8'	9'	10'	12'	14'
\$49	\$69	\$99	\$129	\$179	\$199	\$229	\$259	\$299	\$359	\$399

THUJA OCCIDENTALIS 'SMARAGD' (EMERALD GREEN ARBOVITAE) - 15HX4W

NATURALLY TIGHT, PYRAMIDAL, EVERGREEN. WORKS WELL AS A HEDGE OR TO CREATE A PUNCTUATION MARK IN THE GARDEN. RETAINS BRIGHT EMERALD GREEN COLOR THROUGHOUT THE YEAR. HAS AN ATTRACTIVE PATTERN TO ITS BRANCHES.

#7	#10	3'	4'	5'	6'	7'HVY	8'HVY
\$69	\$99	\$49	\$69	\$99	\$129	\$199	\$249

**THUJA OCCIDENTALIS 'SNOWTIP' (SNOWTIP ARBOVITAE) - 6HX6W**

A CONICAL EVERGREEN SHRUB FOR HOME LANDSCAPES THAT DISPLAYS DARK GREEN FOLIAGE WITH WHITE VARIATION. MAKES A DRAMATIC ACCENT FOR BORDERS AND GARDENS. HARDY AND ADAPTABLE. TAKES PRUNING WELL.

3'	4'	5'	6'	7'	8'	9'	10'	12'
\$49	\$69	\$99	\$129	\$179	\$229	\$259	\$299	\$359

THUJA OCCIDENTALIS 'TECHNY' (TECHNY ARBOVITAE) - 12HX8W

BROAD BASED, PYRAMIDAL FORM WITH DENSE FOLIAGE THAT MAINTAINS ITS HANDSOME DARK GREEN COLORING ALL YEAR. DOES NOT YELLOW IN WINTER. EXCELLENT FOR MEDIUM TO TALL HEDGES OR SCREENS.

4'	5'	6'	7'	8'	9'
\$79	\$109	\$139	\$189	\$245	\$289

**THUJA OCCIDENTALIS 'WOODWARDII' (WOODWARD GLOBE ARBORVITAE) - 8HX12W**

DARK GREEN FOLIAGE. RETAINS GLOBULAR SHAPE WITHOUT PRUNING. TOLERANT OF DROUGHT AND LOW HUMIDITY. ADAPTABLE SPECIMEN FOR HEDGE OR BORDER PLANTINGS.

15-18"	18-24"	24-30"	3-4'
\$28.50	\$36.50	\$49	\$89

THUJA Plicata x Standish 'GREEN GIANT' (GREEN GIANT ARBORVITAE) - 50HX15W

LARGE, FAST-GROWING EVERGREEN. ITS NATURAL PYRAMIDAL TO CONICAL FORM BOASTS DENSE, RICH GREEN FOLIAGE DARKENS/BRONZES SLIGHTLY IN WINTER.

#7	#10	4-5'	5-6'	6-7'	7-8'
\$69	\$99	\$109	\$139	\$179	\$199

**TILIA AMERICANA 'REDMOND' (REDMOND LINDEN) - 70HX45W**

PYRAMIDAL TREE WITH SMALL DARK GREEN LEAVES. SMALL PALE YELLOW FLOWERS BLOOM LATE SPRING. THE BLOOMS YIELD SMALL NUTLETS. DROUGHT TOLERANT.

4.5"	5"	5.5"	6"
\$449	\$549	\$699	\$799

**TILIA CORDATA 'BAILEYI' (SHAMROCK LITTLE LEAF LINDEN) - 45HX30W**

SIMILAR TO GREENSPIRE LINDEN, BUT HAS STOUTER BRANCHING AND A MORE OPEN CANOPY. EXCELLENT CHOICE FOR HOME LANDSCAPES. UNIFORM BRANCHING ALL AROUND THE TRUNK WITH LARGER FOLIAGE FOR A LINDEN. FOLIAGE IS MADE UP OF CREAMY WHITE FLOWERS IN SPRING AND DARK GREEN LEAVES IN SUMMER THAT TURN YELLOW IN FALL.

1.5"	1.75"
\$169	\$199



TILIA CORDATA 'GLENLEVEN' (GLENLEVEN LINDEN) - 50HX35W

GLENLEVEN IS A VIGOROUS GROWER AND HAS A PYRAMIDAL SHAPE. IT'S LEAVES ARE SLIGHTLY LARGER THAN GREENSPIRE LINDEN. FOLIAGE IS MEDIUM GREEN TURNING TO YELLOW COLOR IN THE FALL.

5"	5.5"	6"
\$549	\$699	\$799



TILIA CORDATA 'GREENSPIRE' (GREENSPIRE LINDEN) - 45HX35W

IS A MAGNIFICENT SHADE TREE WITH A STRONG, SPIRE SHAPE AND FRAGRANT YELLOW FLOWERS EARLY SUMMER. IT IS VERY TIDY AND LOW MAINTENANCE. DARK GREEN, HEART-SHAPED, FOLIAGE, TURNS AN OUTSTANDING GOLD IN FALL.


1.5"	1.75"	2"	2.5"	5"	5.5"	6"
\$169	\$189	\$239	\$279	\$549	\$699	\$799



TILIA X MONGOLICA 'HARVEST GOLD' (HARVEST GOLD LINDEN) - 40HX30W

AN ALL AROUND HARDY TREE FOR STREET OR YARD USE. EXCELLENT DISEASE RESISTANCE AND ADAPTABLE TO MANY SOIL TYPES. SPECTACULAR GOLD FALL COLOR.

5"	5.5"	6"
\$549	\$699	\$799



TSUGA CANADENSIS (CANADIAN HEMLOCK) - 70HX30W

DENSE, PYRAMIDAL CONIFER WITH FLAT SPRAYS OF LACY FOLIAGE GIVING OFF A GRACEFUL FORM. SHORT NEEDLES ARE DARK GREEN ALL YEAR ROUND. PRODUCES SMALL TAN-BROWN SEEDBEARING CONES. LOWER BRANCHES DROOP DOWNWARDS. TOLERANT OF HEAVY SHADE. NO PART OF THIS HEMLOCK IS POISONOUS.


4'	5'	6'	7'	8'
\$109	\$159	\$189	\$229	\$269



ULMUS JAPONICA X WIL 'MORTON' (ACCOLADE ELM) - 60HX40W

VIGOROUS GROWTH WITH GOSSY DARK GREEN LEAVES THAT TURN YELLOW IN FALL. BEFORE FOLIAGE EMERGES SMALL GREEN FLOWERS BLOOM IN SPRING AND GIVE WAY TO SINGLE SEEDED SAMARAS. EXCELLENT RESISTANCE TO DUTCH ELM DISEASE, ELM LEAF MINER, AND ELM LEAF BEETLE.

1.5"
\$149



VIBURNUM 'BURKWOODII' (BURKWOOD VIBURNUM) - 10HX7W

DENSELY-BRANCHED, MULTI-STEMMED SHRUB. FEATURES FRAGRANT WHITE FLOWERS ARRANGED IN FLAT-TOPPED CYMES (2-4" WIDE) IN APRIL. FLOWERS ARE FOLLOWED BY PENDULOUS CLUSTERS OF RED BERRY-LIKE DRUPES WHICH RIPEN BLACK.

VIBURNUM CARLESII (KOREAN SPICE VIBURNUM) - 8HX6W

THIS DECIDUOUS SHRUB WITH TOOTHED, DARK GREEN LEAVES BEARS PINK BUDS IN LATE SPRING THAT OPEN TO WHITE OR PINK-FLUSHED FLOWERS BORNE IN DOMED CLUSTERS. THE INTOXICATING FRAGRANCE IS REMINISCENT OF SPICE CAKE. THE PLANT ALSO HAS ATTRACTIVE RED FOLIAGE AND BERRIES IN THE FALL.

VARIETIES:

-'CAYUGA': 5HX7W,

CROSS BETWEEN CARLESII AND CARLCEPHALUM. SWEETLY FRAGRANT, WAXY WHITE FLOWERS

-'SPICE BABY': 4HX5W,

STRONGER GROWTH HABIT THAN OTHER DWARFS.

-'SPICE GIRL': 7HX7W,

SWEET, PINK, SPRINTIME BLOOMS. BRIGHT-RED FALL FOLIAGE

#3	#5
\$39.90	\$59

VIBURNUM DENTATUM

VARIETIES:

-'ARROWWOOD': 8HX8W,

ROUNDED SHAPE, CREAMY WHITE FLOWERS IN LATE SPRING YIELD BLUE-BLACK FRUIT, SHADES OF YELLOW AND REDISH-PURPLE FALL COLOR

-'BLUE MUFFIN': 7HX6W,

CLEAN WHITE FLOWERS IN EARLY SUMMER YIELD INTENSE BLUE FRUIT. FALL FOLIAGE ARE SHADES OF ORANGE, BURGUNDY, AND PURPLE

-'CHICAGO LUSTRE': 12HX10W,

CLUSTERS OF WHITE FLOWERS FOLLOWED BY BLUE BERRIES, DARK GREEN FOLIAGE TURNS YELLOW TO BURGUNDY IN FALL.

#3	#5	6'
\$36.50	\$49	\$159

VIBURNUM DILATUM 'CARDINAL CANDY' (CARDINAL CANDY VIBURNUM) - 8HX8W

IMPROVED HARDINESS COMPARED TO OTHER VARIETIES OF LINDEN VIBURNUM. CREAMY WHITE FLOWERS IN SPRING. WELL-BRANCHED HABIT FITS NICELY INTO THE LANDSCAPE. IMPRESSIVE BRIGHT RED BERRIES ARE NOT EDIBLE BY HUMANS. WILL SET FRUIT WITHOUT A POLLINATOR, PLANTING NEAR TANDOORI ORANGE' VIBURNUM RESULTS IN ABUNDANCE OF FRUIT ON BOTH.

#3	#5
\$36.50	\$49

VIBURNUM 'EMERALD TRIUMPH' STD (EMERALD TRIUMPH VIBURNUM) - 6HX5W

WHITE FLOWER CLUSTERS IN SPRING PRODUCE RED BERRIES THAT TURN BLACK BY FALL. FOLIAGE IS GLOSSY DARK GREEN COLORED WHICH TURNS BRONZE TO DARK RED IN FALL. NO SERIOUS INSECT OR DISEASE PROBLEMS. EXCELLENT DISEASE RESISTANCE.

24" HEAD	36" HEAD	42" HEAD
\$219	\$249	\$349

VIBURNUM NUDUM 'BRANDYWINE' (BRANDYWINE VIBURNUM) - 5HX5W

BREATHTAKING BERRIES TRANSFORM FROM GREEN TO SHADES OF VIVID PINK AND BLUE. A GREAT COMPANION POLLINATOR FOR 'WINTERTHUR' ALTHOUGH BRANDYWINE CAN SELF POLLINATE. SHOWY GLOSSY LEAVES CHANGE TO INCREDIBLE DARK MAROON-RED IN AUTUMN.

#3	#5
\$36.50	\$49

VIBURNUM Plicatum tomentosum

DENSE, UPRIGHT MULTI-STEM SHRUB WITH DARK GREEN LEAVES WHICH TURN BURGUDY RED-PURPLE IN THE FALL. SHOWY FLOWERS YIELD EGG-SHAPED FRUITS WHEN FERTILIZED. DROUGHT TOLERANT HOWEVER GROWS BEST IN WELL-DRAINGED MEDIUM MOISTURE SOILS WITH FULL TO PARTIAL SUN. GOOD SINGLE SPECIMEN OR IN GORUPS AS BORDERS, HEDGES, OR FOUNDATIONS

VARIETIES:

-MARISII: 12HX15W,

TIERED HORIZONTAL BRANCHES, LARGE WHITE FLOWER CLUSTERS AND RED FALL FRUIT

-ROSEUM: 12HX14W,

WHITE FLOWERS BLOOM MID SPRING FADE TO LIGHT ROSE COLOR. SOFT GREEN.

-SHASTA: 6HX10W,

EXTRA LARGE CLUSTERS OF WHITE FLOWERS, FALL PLUM FOLIAGE WITH SHOWY SCARLET FRUIT

-SUMMER SNOWFLAKE: 6HX8W,

LARGE FLAT FLOWER CLUSTERS WITH RED FALL FRUIT

#3	#5
\$36.50	\$49

VIBURNUM OPULUS STERILE (VIBURNUM) - 10HX3W

ROUNDED SHRUB FORM. PRODUCES LARGE WHITE FLOWER CLUSTERS IN SPRING. BRIGHT GREEN FOLIAGE TURNS PURPLISH RED COLOR IN THE FALL.

24" HEAD	36" HEAD
\$159	\$189

VIBURNUM TRILOBUM BAILEY'S COMPACTUM (COMPACT AMERICAN VIBURNUM) - 6HX6W;

AN EXCELLENT COMPACT, ROUNDED FORM OF AMERICAN CRANBERRY. BEAUTIFUL GREEN LOBED FOLIAGE TURNS A DEEP RED IN THE FALL. FLOWERS AND FRUIT ARE TYPICAL OF THE SPECIES BUT ARE SPARSE AND NOT THE FOCAL POINT.

#3
\$49

VIBURNUM X RHYTID. 'ALLEGHANY' (ALLEGHANY VIBURNUM) - 9HX9W

CREAMY WHITE FLOWERS IN SPRING GIVE WAY TO BERRIES IN EARLY FALL. BERRIES FIRST APPEAR BRIGHT RED AND THEN CHANGE TO GLOSSY BLACK. LEATHERY, WRINKLED DARK GREEN LEAVES.

VIBURNUM X RHYTID. 'RED BALLOON' (RED BALLOON VIBURNUM) - 6HX6W

IN SPRING, LARGE, LACY WHITE FLOWER CLUSTERS COVER THE PLANT, FOLLOWED BY GREEN FRUIT WHICH TURN BRILLIANT RED IN THE LATE SUMMER. THICK, LEATHERY FOLIAGE. WILL DEVELOP SOME BERRIES WITHOUT ANOTHER VARIETY AS A POLLINATOR, BUT YOU'LL GET MORE FRUIT IF PLANTED AROUND 'MOHICAN' OR 'ALLEGHANY.'

#3	#5
\$36.50	\$49

WEIGELA FLORIDA

GRACEFULLY ARCHING BRANCHES STUDDED WITH PINK TUBULAR FLOWERS. COMES IN DWARF, MEDIUM, OR TALL CULTIVARS FOR THE FRONT, MIDDLE, OR BACK OF THE BORDER.

VARIETIES:

-'CZECHMARK TRILOGY': 3HX3W,

NEW SERIES, LATE SPRING BLOOM OF 3 COLORS AT ONCE - WHITE, PINK AND RED

-'FINE WINE': 4HX4W,

RICH, DARK FOLIAGE WITH DEEP PINK SPRING FLOWERS.

-'FRENCH LACE': 4HX4W,

LIME-YELLOW LEAF MARGINS, DEEP CRIMSON FLOWERS.

-'MAROON SWOON': 5HX5W,

BOLD RED FLOWER, DEEP GREEN FOLIAGE

-'MINUET': 3HX5W,

ROSY-PINK BLOOMS ON PURPLE TINGED FOLIAGE

-'MY MONET': 1HX2W,

DWARF VARIETY, PINK FLOWERS, GREEN/WHITE VARIEGATED LEAVES.

-'RAINBOW SENSATION': 4HX4W,

SOFT-PINK FLOWERS, VARIEGATED FOLIAGE GREEN/CREAM

-'SHINING SENSATION': 5HX5W,

SHINY BURGUNDY LEAF, PINK FLOWER

#1	#2	#3
\$19.99	\$28.50	\$36.50

WEIGELA FLORIDA CONTINUED:

- 'SONIC BLOOM': 4HX5W**, REBLOOMING WEIGELA
 - PINK**; HOT PINK BUDS OPEN TO PINK FLOWERS
 - PEARL**; WHITE FLOWERS CHANGE TO PINK
 - RED**; LIPSTICK RED FLOWERS

-**'SPILLED WINE': 1.5HX3W**,
DARK RED WAVY LEAVES & HOT PINK-MAGENTA FLOWERS

-**'TUXEDO': 3HX4W**,
DEEP BURGUNDY-BLACK FOLIAGE WITH BRIGHT WHITE FLOWERS

-**'VARIEGATED': 5HX5W**,
GREEN LEAVES BORDERED YELLOW-CREAM COLOR WITH DEEP PINK FLOWERS

-**'WINE & ROSES': 4HX4W**,
ROSY PINK FLOWERS WITH DARK GLOSSY FOLIAGE

-**'WINGS OF FIRE': 3HX3W**,
LAVENDER BLOOMS FOLIAGE EMERGES GREEN CHANGING TO BRONZE HUES, GLOWING RED IN SUMMER CHANGING TO BURNT RED IN FALL

-**'MY MONET': 18"HX18"W**,
PINK FLOWERS, VARIEGATED PINK, CREAM AND GREEN LEAVES

-**'MY MONET SUNSET': 18"HX18"W**,
YELLOW/GREEN VARIEGATION TURNS RED IN FALL, PINK FLOWER

#1	#2	#3
\$19.99	\$28.50	\$36.50

WEIGELA X CRIMSON KISSES (CRIMSON KISSES WEIGELA) - 4HX4W
STUNNING BOLD RED FLOWERS THAT REBLOOM THROUGHOUT THE GROWING SEASON.
COMPACT DENSE SHRUB FORM.

WEIGELA X ELECTRIC LOVE (ELECTRIC LOVE WEIGELA) - 2HX3W
VIBRANT RED BELL FLOWERS MIXED THROUGHOUT COMPACT DARK GREEN-RED FOLIAGE.

#2
\$28.50

YUCCA FILAMENTOSA 'COLOR GUARD' (COLOR GUARD YUCCA) - 4HX4W
SLIGHTLY ARCHING, SWORD-SHAPED, STRIPED FOLIAGE OF CREAMY-WHITE AGAINST DARK GREEN. SHOWY SPIRES OF FRAGRANT SNOW WHITE BLOOMS IN SUMMER. TOLERANT OF WIND, HEAT, HUMIDITY, AND DROUGHT.

#1	#2
\$18.50	\$36.50

FRUITING TREES, SHRUBS AND VINES

RIBES RUBRUM 'PINK CHAMPAGNE' (PINK CHAMPAGNE RED CURRENT) - 5Hx5W

COMPACT, MOUNDING FORM WITH CLUSTERS OF GREEN-YELLOW FLOWERS BLOOM IN SPRING AND YIELD LONG CLUSTERS OF CHAMPAGNE BLUSH PINK CURRANTS. LESS TART THAN THE RED CURRANT VARIETIES.

#2

\$29.50

RUBUS IDAEUS (RASPBERRY)

PRUNE OUT FRUITING CANES IN SUMMER IMMEDIATELY AFTER FRUITING AND ANY NON-FRUITING CANES THAT EXHIBIT WEAKNESS OR DISEASE. IN LATE WINTER, REMOVE ANY DAMAGED CANES AND THIN REMAINING, AS NEEDED. PRUNING IS ESSENTIAL IN ORDER TO KEEP PLANTS WELL-MAINTAINED. IT IS GENERALLY BEST TO PRUNE OUT OLD CANES AS SOON AS FRUITING IS OVER FOR PURPOSES OF ENCOURAGING THE PRODUCTION OF NEW CANES. RASPBERRY ROOTS ARE PERENNIAL BUT THE LEAF- AND FRUIT-BEARING CANES ARE BIENNIAL (EACH CANE LIVING ONLY TWO GROWING SEASONS.)

VARIETIES:

BRANDYWINE: 4Hx3W, PURPLE, EVERBEARING VARIETY, RIPENS MID-SEASON

CAROLINA: 6Hx6W, RED FRUIT, VIGOROUS AND PRODUCTIVE LATE JULY/AUGUST HARVEST

FALL GOLD: 4Hx3W, SELF-FERTILE, CANES PRODUCE LATE SUMMER/FALL THEN SPRING

HERITAGE: 5-8H, LONG CANES; EVERBEARING RED FRUIT, PRODUCING HEAVIEST IN FALL

KIWI GOLD: 2Hx2W, EXTREMELY SWEET, YELLOW FRUIT, BEARING IN SUMMER AND FALL

LOGAN: 4Hx3W, JUNE BEARING, BLACK FRUIT

MEEKER: 4Hx5W, JUICY RED BERRIES IN LATE SUMMER

POLANA: 7Hx7W, EVERBEARING, LARGE RED FRUIT WITH EARLY, LATE-SEASON HARVEST

#2

\$28.50

RUBUS ULMIFOLIUS (BLACKBERRY)

PLANTS ARE PERENNIAL BUT CANES ARE BIENNIAL. FOR ESTABLISHED SHRUBS, TIP-PRUNE NEW VEGETATIVE CANES IN SUMMER. IMMEDIATELY AFTER HARVEST, PRUNE ALL CANES THAT FRUITED, TO THE GROUND. IN EARLY SPRING, REMOVE ANY CANES DAMAGED BY WINTER AND THIN THE REMAINING CANES TO 4 OR 5 STRONG, WELL-SPACED CANES PLUS TRIM THE LATERALS THEREOF. PLANTS GENERALLY PERFORM BEST WHEN STAKED.

VARIETIES:

BLACK SATIN: 5Hx4W, FULL HEIGHT WITH SUPPORT; THORNLESS, MID-SUMMER CROP

CHESTER: 4Hx4W, THORNLESS, SEMI-ERECT, SELF-FRUITFUL, SINGLE CROP PER YEAR

TRIPLE CROWN: 4Hx4W, THORNLESS, SELF-FRUITFUL, SINGLE, MID-SUMMER CROP

#2

\$28.50

VACCINIUM CORYMBOSUM (BLUEBERRY)

BEST GROWN IN ACIDIC (PH OF 4.8 TO 5.2), ORGANICALLY RICH, MEDIUM TO WET, WELL-DRAINED SOILS, IN FULL SUN TO PART SHADE. SHALLOW, FIBROUS ROOTS NEED CONSTANT MOISTURE AND GOOD DRAINAGE. ALTHOUGH BLUEBERRIES ARE SELF-FERTILE, CROSS-POLLINATION PRODUCES THE BEST FRUIT CROP. REMOVING FLOWERS THE FIRST TWO YEARS, ENCOURAGES VEGETATIVE GROWTH AND ESTABLISHMENT. PRUNE AS NEEDED IN LATE WINTER BEGINNING IN THE THIRD YEAR AFTER PLANTING.

VARIETIES:

-**BLUE CROP: 5Hx5W**, LARGE FRUIT WITH CONSISTENT HIGH YIELD MID-SEASON, DISEASE RESISTANT, AND RED FALL FOLIAGE COLOR.

-**BLUE RAY: 5Hx5W**, LARGE, JUICY FRUIT IN JULY-AUGUST, GOOD FALL COLOR.

-**BLUEBERRY GLAZE: 3Hx3W**, SMALL STATURE WITH BOXWOOD-LIKE FOLIAGE. WHITE FLOWERS YIELD SMALL FRUIT THAT RIPEN FROM YELLOW TO RED TO DARK BLUE.

#2

\$29.50

VACCINIUM CORYMBOSUM CONTINUED:

- BONUS: 5HX4W**, MID-LATE VARIETY (FIRST PART OF AUGUST). EXTRA LARGE, LIGHT-BLUE FRUIT.
- JERSEY: 7HX7W**, LADEN WITH HUGE NUMBERS OF SMALL TO MEDIUM SIZED, SWEET, DARK-BLUE FRUIT LATE IN SEASON.
- PATRIOT: 5HX5W**, HIGH-YIELDING, EARLY SEASON PRODUCER. LUSTROUS, DEEP-GREEN FOLIAGE THAT TURNS FIERY ORANGE-RED IN FALL.
- PINK LEMONADE: 5HX5W**, PINKISH WHITE FLOWERS PRODUCE PALE-GREENISH FRUIT RIPENING TO DEEP PINK. GOLDEN-YELLOW TO BRILLIANT ORANGE FALL FOLIAGE

#2

\$29.50

VITIS VINIFERA (GRAPES)

BEST GROWN IN DEEP, LOAMY, MEDIUM MOISTURE, WELL-DRAINED SOILS WITH FULL SUN. TOLERATES A WIDE RANGE OF SOIL CONDITIONS, BUT MUST HAVE GOOD DRAINAGE. NEEDS A LOCATION SHELTERED FROM WINTER WINDS AND REMOVED FROM FROST POCKETS (PREFERABLY A SOUTHERN FACING SLOPE). SELF-POLLINATING. GRAPES NEED A SUPPORT SYSTEM, TRAINING, REGULAR SPRAYING AND REGULAR PRUNING TO MAXIMIZE FRUIT PRODUCTION.

VARIETIES:

- CABERNAE: 10-20'**, LARGE CLUSTERS OF DARK RED GRAPES
- CANADICE: 15-20'**, SEEDLESS, RED, AMERICAN GRAPE RIPENING IN EARLY SEASON
- CONCORD: 15-20'**, GREENISH FLOWERS PRODUCE BLUE-BLACK SEEDED GRAPES
- HIMROD: 20-25'**, SMALL, SEEDLESS, GOLDEN YELLOW FRUIT, EARLY SEASON
- LAKEMONT: 10-15'**, SWEET, SEEDLESS, WHITE GRAPE; LATE SEASON
- MARS: 6-10'**, BLUE SEEDLESS, MID-SEASON RIPENING, GOOD DISEASE RESISTANCE
- PIXIE: 1.5-2'**, DWARF, SWEET, WHITE GRAPE, CAN BE GROWN IN CONTAINERS
- RELIANCE: 15-20'**, SWEET, RED SEEDLESS VARIETY RIPENING MID-SEASON

#2

\$29.50

MALUS (APPLES):

APPLES ARE GENERALLY **NOT** SELF-FERTILE. TWO VARIETIES WITH SIMILAR BLOOM TIMES SHOULD BE PLANTED FOR CROSS-POLLINATION.

- BEACON:** EARLY SEASON BLOOM; BRIGHT RED FRUIT
- CORTLAND:** MID-SEASON BLOOM; BRIGHT RED FRUIT
- EMPIRE:** MID-SEASON BLOOM; STRIPED TO SOLID RED FRUIT
- FIRESIDE:** MID TO LATE SEASON BLOOM; LG RED STRIPED FRUIT
- FREEDOM:** MID TO LATE SEASON BLOOM; DEEP RED FRUIT
- FROSTBITE:** MID TO LATE SEASON BLOOM; EXTREMELY SWEET, SMALL RED FRUIT
- FUJI:** LATE SEASON BLOOM; YELLOW-GREEN WITH RED HIGHLIGHTS TO MOSTLY RED
- GOLDEN/YELLOW DELICIOUS:** LATE SEASON BLOOM; BRIGHT, GOLDEN, FIRM, CRISP, JUICY
- GRANNY SMITH:** LATE SEASON BLOOM; SHINY, GRASS-GREEN FRUIT
- GRAVENSTEIN:** EARLY SEASON BLOOM; FRUIT IS YELLOW-GREEN STREAKED WITH RED
- HAT TRICK:** EARLY TO MID-SEASON BLOOM; 3-IN-1 - HONEYCRISP, SWEET SIXTEEN, ZESTAR
- HONEYCRISP:** MID-SEASON BLOOM; MOTTLED, RED OVER YELLOW FRUIT
- HONEYGOLD:** MID TO LATE-SEASON BLOOM; LG YELLOW APPLE
- JONATHAN:** MID-SEASON BLOOM; BRIGHT RED FRUIT
- KINDERKRISP:** EARLY-SEASON BLOOM; SIMILAR TO, BUT SMALLER THAN HONEYCRISP
- LIBERTY:** MID-SEASON BLOOM; YELLOW WITH RED OVERTONES
- MACOUN:** MID-SEASON BLOOM; RED-STRIPED FRUIT
- MCINTOSH:** MID-SEASON BLOOM; BRIGHT RED FRUIT
- RED BARON:** MID-SEASON BLOOM; MEDIUM SIZED RED-YELLOW FRUIT
- RED DELICIOUS:** LATE SEASON BLOOM; STRIPED TO SOLID RED FRUIT
- RED PRAIRIE SPY:** MID-SEASON BLOOM; RED OVER YELLOW FRUIT
- ROYAL GALA:** EARLY SEASON BLOOM; FRUIT IS SHADES OF RED
- STATE FAIR:** EARLY SEASON BLOOM; MEDIUM SIZED RED-STRIPED FRUIT
- ZESTAR:** EARLY SEASON BLOOM; RED-GREEN FRUIT, CRISP WITH SWEET-TART FLAVOR

#7

#10

#15

\$42.50

\$69

\$129

Apple Tree Cross Pollination Chart


 Pollinated Source		Early Season			Mid-Season Flowering													Late Season								
		Beacon	Gravenstein (2)*	KinderKrisp	Zestar	Hat Trick**	Cortland	Empire	Fireside	Freedom	Frostbite	Honeycrisp	Jonathan	Liberty (2)*	Macoun	McIntosh	Red Baron	Red Prairie Spy	Royal Gala	State Fair	Honeygold	Fuji	Golden Delicious	Granny Smith	Red Delicious	
Early Season	Beacon																									
	Gravenstein*																									
	KinderKrisp																									
	Zestar	X	X			X	X			X		X	X	X	X									X	X	
Mid-Season Flowering	**Hat Trick	X	X	X	X	X	X	X	X	X	X	X	X	X	X	X	X	X	X	X	X	X	X	X	X	
	Cortland	X			X		O	X		X	X	X	X	X	X	X	X	X	X			X	X	X	X	
	Empire	X					X	O		X	X	X	X			X						X	X	X	X	
	Fireside																									
	Freedom																									
	Frostbite						X	X	X	X			X	X	X	X		X	X	X			X	X	X	
	Honeycrisp	X		X	X	X	X	X	X			X		X	X	X	X	X	X			X	X	X	X	
	Jonathan	X					X	X	X	X	X	O	X	X	X		X	X	X			X	X	X	X	
	Liberty*																									
	Macoun	X			X	X	X			X	X	X	X	X		X		X	X				X	X	X	
	McIntosh	X		X	X	X	X			X	X	X	X					X				X	X	X	X	
	Red Baron																									
	Red Prairie Spy																									
	Royal Gala	X					X	X	X											O				X	X	
	State Fair																									
	Honeygold																									
Late Season	Fuji	X				X	X	X	X	X	X	X	X	X	X	X	X	X					X	X	X	
	Golden Delicious			X	X	X	X	X	X	X	X	X	X	X	X	X	X	X					X	O	X	X
	Granny Smith	X		X	X	X	X	X	X	X	X	X	X	X	X	X	X	X					X	X	X	
	Red Delicious	X				X	X	X	X	X	X	X	X	X	X	X	X	X					X	X	X	
White Crabapple	X	X	X	X	X	X	X	X	X	X	X	X	X	X	X	X	X	X	X	X	X	X	X	X		

Table Key	X	- Very compatible, should cross pollinate
		- Can cross pollinate, for best results, choose similar bloom time
	O	- Partially self-fertile but will have better production with cross
		- Not compatible, will not cross pollinate
	*	- Triploid variety - requires 2 different pollinators
**	- 3 cross-pollinating varieties on one tree	

PRUNUS (APRICOT):

SOME APRICOTS ARE SELF-FERTILE, BUT A SECOND VARIETY CAN HELP ENCOURAGE A HEAVIER FRUIT SET.

- MOONGOLD: LATE APRIL BLOOM; FREESTONE; LIGHT-ORANGE COLOR
- SCOUT: LATE APRIL - EARLY MAY BLOOM; FREESTONE; BRONZE-GOLD BRUSHED WITH RED
- SUNGOLD: LATE APRIL BLOOM; FREESTONE; BRIGHT, CLEAR-GOLD FRUIT
- WESTCOT: LATE APRIL BLOOM; FREESTONE; YELLOW FRUIT WITH ORANGE-RED BLUSH

#7	#10	#15
\$42.50	\$69	\$129

PRUNUS (CHERRY):

MOST ARE SELF-FERTILE, FRUIT PRODUCTION WILL BE GREATER WITH CROSS POLINATOR.

- AUTUMNALIS: SPRING SEMI-DOUBLE BLOOMS MAY APEAR IN FALL, SMALL BLACK FRUIT.
- BING: EARLY MAY BLOOM, DARK READ TO PURPLE FRUIT, SWEET; NEEDS POLINATOR
- BLACK TARTARIAN: EARLY MAY BLOOM, PURPLISH-BLACK FRUIT, SWEET; NEEDS POLINATOR
- CARLTONLT: MID TO LATE SPRING BLOOM, DECORATIVE, COMPACT FRUIT
- CARMINE JEWEL: DWARF FORM, PINK AND WHITE FLOWERS, TART/SWEET RED CHERRIES
- JULIET: DWARF FORM, WHITE FLOWERS, DEEP RED SWEET CHERRIES
- MESABI: EARLY MAY BLOOM, RED FRUIT, NATURALL CROSS OF SWEET & SOUR
- METEOR: EARLY MAY BLOOM, BRIGHT RED FRUIT, SOUR
- MONTMORENCY: EARLY MAY BLOOM; BRIGHT RED FRUIT, SOUR
- NORTH STAR: EARLY MAY BLOOM; RED FRUIT, SOUR
- PENDULA: MID-SPRING DOUBLE BLOOM, SHOWY RED-BLACK FRUIT
- PENDULA PLENA ROSEA: MID-SPRING DOUBLE BLOOM, SHOWY BLACK FRUIT
- PISNSHZAM: EARLY SPRING DOUBLE BLOOM, DARK FRUIT
- RAINIERS: EARLY MAY BLOOM, YELLOW FRUIT WITH RED BLUSH, SWEET; NEEDS POLINATOR
- SARGENTII: LATE APRIL-EARLY MAY BLOOMS, DARK PURPLE CHERRIES
- STELLA: EARLY MAY BLOOM, DARK RED TO BLACK FRUIT, SWEET

#7	#10	#15
\$42.50	\$69	\$129

PRUNUS (PLUM):

MOST PLUMS REQUIRE A CROSS-POLINATOR IN ORDER TO BEAR FRUIT. HOWEVER, EVEN SELF-FERTILE PLUM BENEFITS FROM A CROSS POLINATOR.

- CRIMSON POINTE: EARLY SPRING BLOOMS, SMALL DEEP PURPLE FRUIT.
- ITALIAN: EARLY MAY BLOOM, SWEET, MEDIUM SIZED PUPRLISH-BLACK FRUIT; SELF-FERTILE
- MOUNT ROYAL: EARLY MAY BLOOM, FREESTONE, BLUE, EUROPEAN PLUM; SELF-FERTILE
- NEWPORT: USUALLY THE LAST TO BLOOM, SMALL PURPLE FRUIT
- PIPESTONE: LATE APRIL BLOOM; CLINGSTONE; RED FRUIT WITH GOLDEN BLUSH;
- SANTA ROSA: LATE APRIL BLOOM; DARK CRIMSON FRUIT; SELF-FERTILE
- STANLEY: LATE APRIL BLOOM, SEMI-FREESTONE, BLUE EUROPEAN PLUM, SELF-FERTILE
- SUPERIOR: LATE APRIL BLOOM, CLINGSTONE, LARGE, DARK-RED FRUIT, NEEDS POLINATOR
- THUNDERCLOUD: LATE SPRING BLOOM, SMALL RED FRUIT
- TOKA: LATE APRIL BLOOM, CLINGSTONE, MEDIUM SIZED, APRICOT COLORED FRUIT

#7	#10	#15
\$42.50	\$69	\$129

PRUNUS (PEACH):

GENERALLY SELF-FERTILE

- BAILEY: EARLY MAY BLOOM; YELLOW FRUIT WITH A RED BLUSH
- CONTENDER: EARLY MAY BLOOM; SWEET YELLOW FLESH
- POLLY: MID-SPRING BLOOM: WHITE SKIN WITH RED BLUSH
- RED HAVEN: LATE SEASON BLOOM, RED COLOR FRUIT OVER A YELLOW BACKGROUND
- RELIANCE: MID-SEASON BLOOM, YELLOW FRUIT WITH DULL RED BLUSH

#7	#10	#15
\$42.50	\$69	\$129

PYRUS (PEAR):

MOST PEARS REQUIRE A POLLINATOR WHICH SHOULD BE PLANTED WITHIN 40-60 FEET.

- BARTLETT: EARLY SEASON BLOOM, GOLDEN RED FRUIT WITH BROWNISH-RED BLUSH
- BOSC: EARLY SEASON BLOOM, BROWN TO YELLOW BROWN SKIN
- COMICE: MID-SEASON BLOOM, GREEN AND YELLOW SKIN WITH RED BLUSH
- D'ANJOU: EARLY SEASON BLOOM, LIGHT GREEN FRUIT WITH RED BLUSH
- LUSCIOUS: EARLY MAY BLOOM, YELLOWISH-GREEN FRUIT WITH RED BLUSH
- MOUNTAIN FROST: MID-SPRING BLOOM, SHOWY YELLOW FRUIT
- SECKEL: EARLY MAY BLOOM; SMALL RUSSET COLORED FRUITS
- SUMMER CRISP: EARLY MAY BLOOM, GREEN FRUIT WITH A RED BLUSH

#7	#10	#15
\$42.50	\$69	\$129

PERENNIALS & ORNAMENTAL GRASSES

PERENNIALS:

LARGE ASSORTMENT OF PERENNIAL PLANT MATERIAL FOR SHADY, SUNNY AND THE IN-BETWEEN AREAS. SOME OF THE VARIETIES WE TYPICALLY CARRY:

AJUGA	DELPHINIUM	HOSTA	PEROVSKIA
AMSONIA	DIANTHUS	IRIS	PHLOX
ANEMONE	DICENTRA	LAMIUM	PLATYCODON
AQUILEGIA	DIGITALIS	LAVANDULA	POLYGONATUM
ARTEMESIA	DRYOPERTIS	LEUCANTHEMUM	POLEMONIUM
ASTER	ECHINACEA	LIRIOPE	RUDBECKIA
ASTILBE	GAURA	LOBELIA	SALVIA
ATHYRIUM	GAILARDIA	LUPINUS	SEDUM
BAPTISIA	GERANIUM	MATTEUCCIAS	THELYPTERIS
BRUNNERA	HAKONECHLOA	MONARDA	VERONICA
CAMPANULA	HELENIUM	NEPETA	VINCA
CHELONE	HELLEBORUS	OSMUNDA	CIMICIFUGA
HEMEROCALLIS	PACHYSANDRA	CLEMATIS	HEUCHERA
PAEONIA	COREOPSIS	HEUCHERELLA	PEONY
CROCOSMIA	HIBISCUS	PENSTEMON	

PRICES STARTING AT*:

#1	#2	#3
\$11.99	\$14.99	\$18.50

ORNAMENTAL GRASSES:

WIDE VARIETY OF GRASSES, FROM TINY TO GIANT, TO FIT ANY SPACE IN THE GARDEN.

ANDROPOGON	HAKONECHLOA	PANICUM
CALAMAGROSTIS	HELICTOTRICHON	PENNISETUM
CAREX	IMPERATA	SCHIZACHYRIUM
CORTADERIA	LEYMUS	SORGHASTRUM
ERIANTHUS	MISCANTHUS	
FESTUCA	MUHLENBERGIA	

PRICES STARTING AT*:

#1	#2	#3
\$14.99	\$24.50	\$28.50

*NOT ALL VARIETIES ARE PRICED THE SAME, PRICES ARE AS MARKED.

HARDGOODS

2020 PRICING

BULK MATERIALS

MULCH (PER YARD):		DECORATIVE STONE (PER YARD):	
SINGLE GROUND PINE	\$26	GREY ROUNDSTONE (PEA, #1, #2, #3)	\$37
HEMLOCK	\$27	PINK ROUNDSTONE (PEA, #1, #2, #3)	\$42
BLACK CHERRY	\$31	OVERSIZED ROUNDSTONE	\$57
DOUBLE GROUND HARDWOOD	\$30	MAGENTA	\$80
CERTIFIED PLAYGROUND	\$34	BRICK CHIPS	\$140
BLACK DIAMOND HDWD OR PINE	\$34	TIMBERLITE	CALL FOR PRICING AND AVAILABILITY
RED OCHRE HARDWOOD	\$34		
SADDLEBROWN HDWD OR PINE	\$34		
UTILITY STONE (PER YARD):		SOILS & SANDS (PER YARD):	
WASHED CRUSH (1A, #1, #2)	\$30	SCREENED TOPSOIL	\$30
DRIVEWAY MIX (#1 -> STONEDUST)	\$30	SCREENED COMPOST	\$30
RUNNER CRUSH (#2 -> STONEDUST)	\$30	BRICK SAND (PAVER SETTING BED)	\$37
STONEDUST	\$32	MASON SAND (FINE PARTICLE)	\$37

*PRODUCTS ARE SUBJECT TO AVAILABILITY. WHILE WE STRIVE TO KEEP ALL BULK MATERIALS IN STOCK, SEASONAL DEMANDS AND SUPPLY CAN AFFECT AVAILABILITY ON THESE ITEMS. WE RESERVE THE RIGHT TO CHANGE PRICES WITHOUT NOTICE.

BAGGED PRODUCTS

- MULCH

- CEDAR
- DECO PINE NUGGETS
- PINE BARK MINI-NUGGETS
- PINE BARK NUGGETS

- PREMIUM HARDWOOD
- BLACK DIAMOND
- RED OCHRE
- SADDLEBROWN

- SOILS

- COMPOST
- HUMUS
- MANURE
- PEAT MOSS

- PLANTING MIX
- POTTING SOIL
- PRO MIX
- TOPSOIL (40LBS)

- PLANT HEALTH

- FERTILIZERS
- FUNGICIDES
- INSECTICIDES
- REPELLENTS (DEER, RABBIT, MOLE)

LANDSCAPE MATERIALS

- BALE OF STRAW	\$6.99	- SOD/FABRIC STAPLES	\$0.10EA
- BURPLAP (4' OR 6' ROLL)	\$2.50/YD	- TREE GUARDS	
- COCOA LINER	\$2.50/FT	- 2 FOOT	\$4.99
- EDGING		- 4 FOOT	\$6.99
- BRICK (8' SNAP)	\$10.75	- TYPAR/LANDSCAPE FABRIC	
- THRIFTY	\$16.99	- 3'X50'	\$15.99
- PROFESSIONAL	\$19.99	- 3'X100'	\$29.99
- POLYMERIC SAND	\$29.99/BAG	- 4'X300'	\$109.99
- POND LINER (20' WIDE)	\$25.00/LF	- 6'X300'	\$169.99
- SOD (2' X 5')	\$5.00/ROLL		

BOULDERS

SIZE	GREY ROUND	PINK ROUND	SANDSTONE	LIMESTONE
<12"	\$3.00	\$6.00	\$6.00	-
12"	\$6.00	\$12.00	\$12.00	-
18"	\$30.00	\$32.00	\$36.00	-
2'	\$50.00	\$60.00	\$100.00	\$50.00
2.5-3'	\$150.00	\$200.00	\$250.00	\$100.00
3.5'-4'	\$200.00	\$250.00	\$300.00	\$150.00
4.5-5'	\$250.00	\$300.00	\$400.00	\$200.00
5'	\$300.00	\$350.00	\$450.00	\$250.00

-PRICES FOR STONES 18" AND LESS ARE "YOU-PICK". IF A MACHINE, OR ASSISTANCE IS REQUIRED TO LOAD, PRICING STARTS AT THE 2' SIZE.

-DELIVERY IS AN ADDITIONAL COST, DEPENDANT ON SIZE, QUANTITY, AND PLACEMENT/ DROP-OFF REQUIREMENTS.

MULCH, STONE & TOPSOIL CALCULATIONS

APPROXIMATE CUBIC YARDS NEEDED TO COVER SPECIFIC SQUARE FOOTAGE AT SPECIFIC DEPTH. REMEMBER, WHEN UTILIZING CHART FOR TOPSOIL, ADD APPROXIMATELY 30% FOR COMPACTION/SETTLING.

	1"	2"	3"	4"	5"	6"	7"	8"	9"	10"
100	0.50	0.75	1.00	1.25	1.5	2.00	2.25	2.5	2.75	3.00
150	0.50	1.00	1.5	2.00	2.5	2.75	3.25	3.75	4.25	4.75
200	0.75	1.25	2.00	2.50	3.00	3.75	4.50	5.00	5.50	6.25
250	0.75	1.50	2.50	3.00	4.00	4.75	5.50	6.25	7.00	7.75
300	1.00	2.00	2.75	3.75	4.75	5.50	6.50	7.50	8.50	9.25
350	1.00	2.25	3.25	4.50	5.50	6.50	7.75	8.75	9.75	11.0
400	1.25	2.50	3.75	5.00	6.25	7.50	8.75	10.0	11.25	12.5
450	1.50	3.00	4.25	5.75	7.00	8.50	9.75	11.25	12.5	14.0
500	1.50	3.00	4.75	6.25	7.75	9.25	10.75	12.50	14.0	15.5
600	2.00	3.75	5.75	7.50	9.25	11.75	13.0	15.0	16.75	18.5
700	2.25	4.50	6.50	8.75	11.0	13.0	15.25	17.25	19.5	21.75
800	2.50	5.00	7.50	10.0	12.5	15.0	17.5	20.0	22.2	24.75
900	3.00	5.75	8.50	11.25	14.0	16.75	19.5	22.25	25.0	28.0
1000	3.25	6.25	9.50	12.5	15.5	18.5	21.75	24.75	28.0	31.0

WEIGHTS & MEASURES

-1 CUBIC YARD OF MATERIAL WILL COVER APPROXIMATELY 100SQ. FT. AT 2-3" DEEP

-SOIL PRODUCTS WILL SETTLE 20-30% AFTER INSTALLATION

-MECHANICAL COMPACTION WILL REDUCE RUNNER CRUSH DEPTH BY 20-30%

-27 CUBIC FEET PER CUBIC YARD

-AVERAGE WHEELBARROW HOLDS 6 CUBIC FEET

-1 CUBIC YARD OF MULCH WEIGHS APPROXIMATELY 600-800LBS

-1 CUBIC YARD OF STONE, SAND OR SOIL WEIGHS APPROXIMATELY 2,500LBS(1.25 TONS)

PLANT LISTS

DEER RESISTANT TREES & SHRUBS

ACER RUBRUM	DAPHNE	PICEA ABIES
AMELANCHIER	DEUTZIA	PICEA GLAUCA COMPACTA
ARONIA	FAGUS SYLVATICA	PICEA PUNGENS
BETULA	FORSYTHIA	PIERIS JAPONICA
BUDDLEIA SP	HAMAMELIS	PINUS NIGRA
BUXUS SEMPERVIRENS	HIBISCUS SYRIACUS	PINUS SYLVESTRIS
CARAGANA	HYPERICUM	POTENTILLA
CARYOPTERIS	ILEX GLABRA	RHUS AROMATICA
CHAMAECYPARIS	ITEA VIRGINICA	SAMBUCUS NIGRA
CLETHRA	JUNIPERUS CHINENSIS	SPIRAEA
CORNUS FLORIDA	LONICERA CLAVEYS	SYRINGA VULGARIS
CORNUS KOUSA	LIGUSTRUM	VIBURNUM
COTONEASTER DAMMERI	MYRICA	WEIGELA FLORIDA
COTINUS COGGYGRIA	MICROBIOTA DECUSSATA	YUCCA
CRATAEGUS	PHILADELPHUS	

DEER RESISTANT PERENNIALS

ACHILLEA	ECHINACEA	NEPETA
AGASTACHE	EUPHORBIA	PACHYSANDRA TERMINALIS
AJUGA REPTANS	GALLIUM ODORATUM	PAEONIA
ALLIUM	HAKONECHLOA	PENSTEMON
AMSONIA	HEUCHERA	PEROVSKIA
ARTEMESIA	HELENIUM	PHLOX
AQUILEGIA	HELLEBORUS	POLEMONIUM CAERULEUM
ASTILBE	HYSSOPUS OFFICINALIS	PULMONARIA
BAPTISIA	IRIS	RUDBECKIA
BRUNNERA	LAMIUM	SALVIA
CHELONE	LAVANDULA	STACHYS BYZANTINA
COREOPSIS	LIATRIS	VERONICA
DIANTHUS	LIGULARIA	VINCA MINOR
DICENTRA	LOBELIA	
DIGITALIS PURPUREA	MONARDA DIDYMA	

FALL DIG HAZARDS

CERTAIN TREES HAVE A HIGH RISK OF FAILURE WHEN DUG IN THE FALL. ASPINALL'S TREE NURSERY ADVISES AGAINST THE RISK OF FALL DIGGING OF THESE TREES;

ACER BUERGERIANUM	LIRIODENDRON VARIETIES
ACER RUBRUM AND CULTIVARS	MAGNOLIA VARIETIES
BETULA VARIETIES	MALUS...IN LEAF
CARPINUS VARIETIES	PLATANUS VARIETIES
CELTIS VARIETIES	PRUNUS...ALL STONE FRUITS
CERCIDIPHYLLUM	PYRUS VARIETIES
CORNUS FLORIDA	QUERCUS...ALL EXCEPT QUERCUS PALUSTRIS
CORNUS KOUSA	SALIX WEEPING VARIETIES
CRATAEGUS	SORBUS VARIETIES
FAGUS VARIETIES	TILIA TOMENTOSA
KOELREUTERIA PANICULATA	ULMUS VARIETIES
LIQUIDAMBAR VARIETIES	ZELKOVA VARIETIES

MOIST TO WET SOIL TOLERANT PLANTS

SHRUBS

ARONIA
CEPHALANTHUS OCCIDENTALIS
CLETHRA ALNIFOLIA
CORNUS SPP.
ILEX GLABRA
ILEX OPACA
ILEX VERTICILLATA
ITEA VIRGINICA
SALIX SPP.
SAMBUCUS CANADENSIS
VACCINIUM CORYMBOSUM

TREES

ACER RUBRUM
BETULA SPP
CARPINUS CAROLINIANA
GLEDITSIA TRIACANTHOS INERMIS
LARIX LARICINA
LIRIODENDRON TULIPIFERA
MAGNOLIA VIRGINIANA
METASEQUOIA GLYPTOSTROBOIDES
PLATANUS
QUERCUS PALUSTRIS
SALIX SPP.
TAXODIUM
ULMUS AMERICANA

SHADE TO PART SHADE TOLERANT SHRUBS

ARONIA
CLETHRA ALNIFOLIA
CORNUS RACEMOSA
CORNUS SERICEA
HAMAMELIS QUERCIFOLIA
HYDRANGEA
ILEX OPACA
ITEA VIRGINICA

LIGUSTRUM SPP
LONICERA
PIERIS
RHODODENDRON
TAXUS
THUJA OCCIDENTALIS
VIBURNUM SPP

SHADE TO PART SHADE TOLERANT TREES

ACER CAMPESTRE
ACER PALMATUM VAR DISSECTUM
AMELANCHIER SPP
CERCIS CANADENSIS
CORNUS FLORIDA
OSTRYA VIRGINIANA
PICEA ABIES
TSUGA SPP.

SHADE TO PART SHADE TOLERANT PERENNIALS

AEGOPODIUM
AJUGA
ANEMONE
AQUILEGIA
ASTILBE
ATHYRIUM
BRUNNERA MACROPHYLLA
CAMPANULA
CHELONE LYONII
CIMICIFUGA
DICENTRA
DIGITALIS
DRYOPERTIS
GAURA LINDHEIMERI
HEDERA

HELLOBORUS
HEUCHERA
HOSTA
LIRIOPE
LOBELIA
MATTEUCCIAS
MONARDA
OSMUNDA
PACHYSANDRA
PHLOX DIVARICATA
POLEMONIUM
PUMLONARIA
STACHYS BYZANTINA
THELYPTERIS
VINCA

2020 DELIVERY & PLANTING

ZIP	CITY	RATE	ZIP	CITY	RATE
13021	AUBURN	\$150.00	13159	TULLY	\$125.00
13027	BALDWINSVILLE	\$125.00	13164	WARNERS - SYRACUSE	\$125.00
13029	BREWERTON	\$125.00	13202	SYRACUSE	\$75.00
13030	BRIDGEPORT	\$50.00	13203	SYRACUSE	\$75.00
13031	CAMILLUS - SYRACUSE	\$150.00	13204	SYRACUSE	\$75.00
13032	CANASTOTA	\$45.00	13205	SYRACUSE	\$75.00
13035	CAZENOVIA	\$50.00	13206	SYRACUSE	\$75.00
13036	CENTRAL SQUARE	\$150.00	13207	SYRACUSE	\$75.00
13037	CHITTENANGO	\$30.00	13208	SYRACUSE	\$75.00
13039	CICERO	\$75.00	13209	SYRACUSE - SOLVAY	\$80.00
13041	CLAY	\$75.00	13210	SYRACUSE	\$75.00
13042	CLEVELAND	\$125.00	13211	SYRACUSE - MATTYDALE	\$75.00
13052	DERUYTER	\$125.00	13212	NORTH SYRACUSE - SYR	\$75.00
13054	VERONA BEACH	\$125.00	13214	DEWITT - SYRACUSE	\$50.00
13057	EAST SYRACUSE	\$45.00	13215	SYRACUSE - ONONDAGA	\$125.00
13061	ERIEVILLE	\$100.00	13219	FAIRMOUNT/WESTVALE	\$75.00
13063	FABIUS	\$100.00	13224	SYRACUSE	\$75.00
13066	FAYETTEVILLE	\$35.00	13225	SYRACUSE	\$75.00
13077	HOMER	\$125.00	13244	SYRACUSE	\$75.00
13078	JAMESVILLE	\$50.00	13250	SYRACUSE	\$75.00
13082	KIRKVILLE	\$30.00	13251	SYRACUSE	\$75.00
13084	LAFAYETTE	\$125.00	13252	SYRACUSE	\$75.00
13088/9	LIVERPOOL	\$75.00	13290	SYRACUSE	\$75.00
13104	MANLIUS	\$40.00	13323	CLINTON	\$100.00
13108	MARCELLUS - SYRACUSE	\$125.00	13334	EATON	\$125.00
13116	MINOA	\$35.00	13346	HAMILTON	\$150.00
13120	NEDROW - SYRACUSE	\$75.00	13408	MORRISVILLE	\$100.00
13122	NEW WOODSTOCK	\$125.00	13421	ONEIDA	\$60.00
13126	OSWEGO	\$175.00	13461	SHERRILL	\$100.00
13138	POMPEY	\$55.00	13476	VERNON	\$90.00
13152	SKANEATELES	\$150.00	13478	VERONA	\$100.00
13157	SYLVAN BEACH	\$125.00	13501/2	UTICA	\$150.00

**ALL DELIVERIES MUST BE PAID IN-FULL, PRIOR TO LOADING.
DELIVERIES ARE SCHEDULED MONDAY - FRIDAY, WITH PRIOR DAY NOTICE
DELIVERY PRICING IS SUBJECT TO CHANGE WITHOUT NOTICE**

CAPACITY FOR STANDARD DELIVERY:

UP TO 20 YARDS OF MULCH
UP TO 9 YARDS OF TOPSOIL, STONE, OR SAND

ADDITIONAL DELIVERY OPTIONS: (RATES ARE NOT FIXED, AND WILL BE ADJUSTED ACCORDING TO MATERIAL, LABOR AND/OR EQUIPMENT REQUIRED FOR ACTUAL DELIVERY)

SPLIT-BOX: (MAX 2.5 YDS STONE OR 4 YARDS MULCH PER SIDE, TO **ONE** (1) ADDRESS) +\$10.00

TAILGATING: (RUN PRODUCT OUT ALONG DRIVEWAY) +\$10.00

10-WHEELER: (UP TO 30 YARDS OF MULCH, OR 16 YARDS OF STONE) 2X BASE RATE

DELIVERY FOR PLANTING: BASE DELIVERY BY ZIPCODE, LESS THE LOCAL DELIVERY RATE (\$30)

PLANTING INSTALLATION COSTS:

TREES OR SHRUBS, \$100 AND UP: 75% OF RETAIL PRICE, PER PLANT

SHRUBS OR TREES, BELOW \$100: 100% OF RETAIL PRICE, PER PLANT